



ALBERTA AADL ORDER FORM

NeoX[™] DYNAMIC

Discount is 10%

**AADL MSRP
PRICE ONLY**



SEND

AADL# W754
Effective October 1, 2023



Client Information				
Da	<p>5711- Calgary Trail NW Edmonton AB T6H 2K1 P:780-437-3300 • F:780-430-9381 AADL Vendor # 0000612578-001</p>	P.O. #:		
La		First Name:		
Or				
Es				
Ad				
Ph			Fax:	
Email address:				
<input type="checkbox"/> Price Specification <input type="checkbox"/> Technical Specification		Order confirmation by email	Yes <input type="checkbox"/> No <input type="checkbox"/>	
		Subscribe to Physipro™ newsletter	Yes <input type="checkbox"/> No <input type="checkbox"/>	
		Factory installation of postural aids	Yes <input type="checkbox"/> No <input type="checkbox"/>	

MODEL									
PRODUCT	DESCRIPTION		CODE	PRICE	CHOICE				
Neox 4-wheel	Dynamic 4-wheel tilt-in-space wheelchair - 30° For seat widths between 14" and 22". Maximum load capacity of 265 lbs. Tilting mechanism from 0° to 30°. Frame color : Silver			CSF4	\$2495	<input type="checkbox"/>			
Neox 6-wheel	Mid-wheel drive option. Rear tilt mechanism option strongly recommended. ▲ Not funded by AADL.			CSF6TR-...	\$965 ▲	<input type="checkbox"/>			
MAIN OPTIONS									
Tilt Mechanism	Anterior tilt locking collar Desired angle: _____ °		NX82	\$120	<input type="checkbox"/>				
Power Tilt	Maximum tilt limited at 45° (Maximum weight capacity 265 lbs)		NXPWT	\$1700	<input type="checkbox"/>				
SEAT STRUCTURE									
Rigid seat plate	Rigid aluminium seat pan, adjustable in depth, with two 2-inch wide velcro "hook" strips.		NX5	N/C	<input type="checkbox"/>				
EFFECTIVE SEAT WIDTH									
	19" & 20": Extended Frame is recommended for 19" and 20" seat width.								
	REDUCE OPTION: The Reduce Option can limit the tilt. See the owner manual for more details.								
Standard Frame (Max 265 lb)	14" <input type="checkbox"/>	15" <input type="checkbox"/>	16" <input type="checkbox"/>	17" <input type="checkbox"/>	18" <input type="checkbox"/>	NXQ...	N/C	<input type="checkbox"/>	
	19" <input type="checkbox"/>	20" <input type="checkbox"/>							
Extended Frame (Max 265 lb)	19" <input type="checkbox"/>	20" <input type="checkbox"/>	21" <input type="checkbox"/>	22" <input type="checkbox"/>			NXQ...EW	N/C	<input type="checkbox"/>
Reduce Option	Reduce the overall width by 2"					NXEXP	\$46	<input type="checkbox"/>	
OVERALL WIDTH (INFORMATION CHART)									
Standard	Spoke wheel: Seat width + 11 ¼"		Reduce Option		Spoke wheel: Seat width + 9 ¼"				
	Mag wheel: Seat width + 12 ¼"				Mag wheel: Seat width + 10 ¼"				
ADJUSTABLE EFFECTIVE SEAT DEPTH									
Standard Frame	14" <input type="checkbox"/>	15" <input type="checkbox"/>	16" <input type="checkbox"/>	17" <input type="checkbox"/>	18" <input type="checkbox"/>	NXQ...	N/C	<input type="checkbox"/>	
Extended Frame	19" <input type="checkbox"/>	20" <input type="checkbox"/>				NXQ...ED	\$205	<input type="checkbox"/>	
	21" <input type="checkbox"/>	22" <input type="checkbox"/>				NXQ...EWD	\$345	<input type="checkbox"/>	

4 WHEEL NEOX - SEAT-TO-FLOOR HEIGHT, CASTERS AND WHEELS

SEAT-TO-FLOOR INFORMATION TABLE - (4 WHEEL MODEL)

PROPULSION & REAR WHEELS	CASTER WHEELS	SEAT-TO-FLOOR HEIGHT
12"	S5"	13" to 17"
	S6"	14" to 18"
	S8"	15" to 19"
20"	S5", D5"	13" to 17"
	S6"	13" to 17"
22"	S6", D6"	14" to 18"
	S8"	15" to 19"
24"	S8", D6"	15" to 19"

SEAT-TO-FLOOR HEIGHT - (4 WHEEL MODEL)

Please select the desired seat-to-floor height. ➔	13"	<input type="checkbox"/>
	14"	<input type="checkbox"/>
	15"	<input type="checkbox"/>
	16"	<input type="checkbox"/>
	17"	<input type="checkbox"/>
	18"	<input type="checkbox"/>
	19"	<input type="checkbox"/>

DEFINITION

S5" - S6" - S8"	Standard Front Fork with height adjustment
D5" - D6"	Dynamic Front Fork with height adjustment

CASTERS AND WHEELS (4-WHEEL MODEL)

FRONT CASTERS						
PRODUCT	DESCRIPTION			CODE	PRICE	CHOICE
Dynamic Front Forks	Dynamic forks with height adjustments			NXDYNFR	\$192 Pair	<input type="checkbox"/>
Front Caster Tires	Polyurethane	5" x 1½" <input type="checkbox"/>	6" x 1½" <input type="checkbox"/>	8" x 1½" <input type="checkbox"/>	WHUN-	N/C <input type="checkbox"/>
PROPULSION WHEELS						
Rims	Mag Wheel			NX52MA	N/C	<input type="checkbox"/>
	Spoke Wheel			NX52SW	N/C	<input type="checkbox"/>
Tires	Diameter	20" <input type="checkbox"/>	22" <input type="checkbox"/>	24" <input type="checkbox"/>	-	- <input type="checkbox"/>
	Polyurethane			NX53UR	N/C	<input type="checkbox"/>
	Standard pressure			NX53SP	\$80 Pair	<input type="checkbox"/>
Handrims	Aluminium			NX44	N/C	<input type="checkbox"/>
	Plastic Coated			NX45	\$130 Pair	<input type="checkbox"/>
	½-inch closer adjustment (Reduce overall width by 1")			-	-	<input type="checkbox"/>
	Omit (Reduce overall width by 1 ½")			-	-	<input type="checkbox"/>
Axles	Threaded Axles			NX47	N/C	<input type="checkbox"/>
	Quick-release Axles			NX48	\$92 Pair	<input type="checkbox"/>
REAR WHEELS						
Rear wheels	Size	12"			...1200	N/C <input type="checkbox"/>
	Tires	Polyurethane			WHUN-	N/C <input type="checkbox"/>
		Standard pressure			WHPG-	N/C <input type="checkbox"/>

MID-WHEEL DRIVE OPTION - SEAT-TO-FLOOR HEIGHT, CASTERS AND WHEELS

SEAT-TO-FLOOR INFORMATION TABLE - (6 WHEEL MODEL)

PROPULSION WHEELS	CASTER WHEELS	SEAT-TO-FLOOR HEIGHT
20"	D5"	13" to 17"
22"	D6"	14" to 18"
24"	D6"	15" to 19"
DEFINITION		
D5" - D6"	Dynamic Front Fork with height adjustment	

SEAT-TO-FLOOR HEIGHT - (6 WHEEL MODEL)

Please select the desired seat-to-floor height.	13"	<input type="checkbox"/>
	14"	<input type="checkbox"/>
	15"	<input type="checkbox"/>
	16"	<input type="checkbox"/>
	17"	<input type="checkbox"/>
	18"	<input type="checkbox"/>
19"	<input type="checkbox"/>	



CASTERS AND WHEELS - (6 WHEEL MODEL)







Note	Front caster wheel size is determined during assembly according to the selected propulsion wheel diameter.			
PROPULSION WHEELS				
PRODUCT	DESCRIPTION	CODE	PRICE	CHOICE
Rims	Mag Wheel	NX52MA	N/C	<input type="checkbox"/>
	Spoke Wheel	NX52SW	N/C	<input type="checkbox"/>
Tires	Diameter	20" <input type="checkbox"/> 22" <input type="checkbox"/> 24" <input type="checkbox"/>	-	- ←
	Polyurethane	NX53UR	N/C	<input type="checkbox"/>
	Standard pressure	NX53SP	\$80 Pair	<input type="checkbox"/>
Handrims	Aluminium	NX44	N/C	<input type="checkbox"/>
	Plastic Coated	NX45	\$130 Pair	<input type="checkbox"/>
	½-inch closer adjustment (Reduce overall width by 1")	-	-	<input type="checkbox"/>
	Omit (Reduce overall width by 1 ½")	-	-	<input type="checkbox"/>
Axles	Threaded Axles	NX47	N/C	<input type="checkbox"/>
	Quick-release Axles	NX48	\$92 Pair	<input type="checkbox"/>
REAR CASTER TILT MECHANISM				
Rear Caster Tilt Mechanism	Rear Caster tilt mechanism facilitates getting over obstacles or elevation changes.	NXTR	N/C	<input type="checkbox"/>





WHEEL LOCKS



Wheel locks	Push to lock	NX29	N/C	<input type="checkbox"/>
	Pull to lock	NX55	N/C	<input type="checkbox"/>
	Attendant Wheel Lock (Foot Operated Brake)	NX32	\$485	<input type="checkbox"/>
Extensions	Standard Wheel Lock Extension - 6"	NX30	\$40 Pair	<input type="checkbox"/>
	Telescopic Wheel Lock Extension - 6"	NX31	\$60 Pair	<input type="checkbox"/>

ANTI-TIPS

Anti-Tips	Aluminium anti-tips (available for 4 Wheel model only)	NX40A	N/C	<input type="checkbox"/>
		NX40B		

BACK POSTS										
Notes	All back post are adjustable in angle and height by increments of 1".									
PRODUCT	DESCRIPTION						CODE	PRICE	CHOICE	
Standard Back Posts (with grip handles)	Medium	16" <input type="checkbox"/>	17" <input type="checkbox"/>	18" <input type="checkbox"/>	19" <input type="checkbox"/>	20" <input type="checkbox"/>	NXH1620	N/C	←	
	Long	21" <input type="checkbox"/>	22" <input type="checkbox"/>	23" <input type="checkbox"/>	24" <input type="checkbox"/>	25" <input type="checkbox"/>	NXH2125	\$95 Pair		
Dynamic Back Posts	Medium	18" <input type="checkbox"/>	19" <input type="checkbox"/>	20" <input type="checkbox"/>	21" <input type="checkbox"/>	22" <input type="checkbox"/>	NXDYNA	\$575 Pair	←	
	Long	23" <input type="checkbox"/>	24" <input type="checkbox"/>	25" <input type="checkbox"/>	26" <input type="checkbox"/>	27" <input type="checkbox"/>				
BACKREST TYPE										
	RECLINING GAS SPRING BACKREST: Compatible with the Standard back posts only.									
Backrest Type	Reclining Gas Spring Backrest (85° to 130°) 						NXREC	\$1100	<input type="checkbox"/>	
BACKREST ANGLE										
	115° & 120° BACKREST ANGLES: Not compatible with Dynamic Back posts.									
Backrest Angle	Adjustable in increment of 5° 85° <input type="checkbox"/> 90° <input type="checkbox"/> 95° <input type="checkbox"/> 100° <input type="checkbox"/> 105° <input type="checkbox"/> 110° <input type="checkbox"/> 115° <input type="checkbox"/>  120° <input type="checkbox"/> 						-	N/C	←	
STROLLER BAR										
Stroller Bar 	Angle adjustable stroller bar						NX9...	N/C	<input type="checkbox"/>	
ARMREST										
Notes	"T" TYPE ARMREST: Removable armrests, adjustable in height by increments of ½", includes locking mechanism and clothing guards. Provides ¼" clearance on each side. "T" TYPE ARMREST is strongly recommended to optimize the tilt angle.									
"T" Type Armrest	Lowered: Adjustable from 6 ¾" to 10 ½"						08-TH1-	N/C	<input type="checkbox"/>	
	Standard: Adjustable from 8" to 12 ½"						08-TH2-	N/C	<input type="checkbox"/>	
	Elevated: Adjustable from 10" to 14 ½"						08-TH3-	N/C	<input type="checkbox"/>	
"T" Type Armrest Pads	Foam Pad - Desk length (2 ¼" x 10")						...-FS	N/C	<input type="checkbox"/>	
	Foam Pad - Full length (2 ¼" x 14")						...-FL	N/C	<input type="checkbox"/>	
Armrest Extension	3" Armrest pad extension						PH-3046	\$124 Pair	<input type="checkbox"/>	
FOOTREST										
Note	Footrest can be swivelled inwards or outwards, is removable and is equipped with a locking mechanism. Adjustable in length from 10 ½" to 21" by increments of ½". Minimal length of the 60° footrest is 11 ¼".									
Footrest Angle	60°						NX60	N/C	<input type="checkbox"/>	
	70°						NX70	N/C	<input type="checkbox"/>	
	90°						NX90	\$149 Pair	<input type="checkbox"/>	
Footrest Length	Small:	10 ½" to 13". Specify desired length: _____" (± ¼")					...-S	N/C	←	
	Medium:	12" to 17". Specify desired length: _____" (± ¼")					...-M			
	Long:	16" to 21". Specify desired length: _____" (± ¼")					...-L			

ELEVATING AND ARTICULATING LEGREST										
Note	The elevating and articulating legrest is equipped with a locking mechanism and can be installed on the same fittings as the removable footrest.									
PRODUCT	DESCRIPTION					CODE	PRICE	CHOICE		
Elevating and Articulating Legrest Length	X-Small:	12" <input type="checkbox"/>	13" <input type="checkbox"/>	14" <input type="checkbox"/>		NX65	\$545 Pair	←		
	Small:	14" <input type="checkbox"/>	15" <input type="checkbox"/>	16" <input type="checkbox"/>		NX15				
	Medium:	17" <input type="checkbox"/>	18" <input type="checkbox"/>	19" <input type="checkbox"/>		NX16				
	Long:	20" <input type="checkbox"/>	21" <input type="checkbox"/>	22" <input type="checkbox"/>		NX66				
CALF SUPPORTS										
	Calf support is included with the elevating and articulating legrest.									
Note	Calf support is adjustable in height, depth and angle.									
Calf Supports	6" x 8" - Flat Padding 					NX18	N/C	<input type="checkbox"/>		
	6" x 8" - Profiled Padding 					NX20	N/C	<input type="checkbox"/>		
FOOTPLATES										
Flip-Up Footplates	Aluminium footplates, 6" X 8"					NX39	N/C	<input type="checkbox"/>		
	Aluminium footplates, 7" X 8"					NX58	N/C	<input type="checkbox"/>		
Flip-up & Adjustable Footplates	Aluminium footplates with angle and depth adjustments					NX27	\$180 Pair	<input type="checkbox"/>		
	Size:	6" X 6 ¾"								
Oversized Flip-up Footplate with Angle and Depth Adjustment	Footplate Sizes	Seat Width						NX...X...	\$195 Pair	←
		14"	15"	16"	17"	18"	19" +			
	5" x 9"	<input type="checkbox"/>	<input type="checkbox"/>	<input type="checkbox"/>	<input type="checkbox"/>	<input type="checkbox"/>	<input type="checkbox"/>			
	6" x 9"		<input type="checkbox"/>	<input type="checkbox"/>	<input type="checkbox"/>	<input type="checkbox"/>	<input type="checkbox"/>			
	6" x 10"		<input type="checkbox"/>	<input type="checkbox"/>	<input type="checkbox"/>	<input type="checkbox"/>	<input type="checkbox"/>			
	7" x 9"		N/A		<input type="checkbox"/>	<input type="checkbox"/>	<input type="checkbox"/>			
	7" x 10"		N/A		<input type="checkbox"/>	<input type="checkbox"/>	<input type="checkbox"/>			
8" x 9"		N/A			<input type="checkbox"/>	<input type="checkbox"/>				
8" x 10"		N/A			<input type="checkbox"/>	<input type="checkbox"/>				
One Piece Flip-up Footplate	Aluminium footplate with angle and depth adjustments					FWD...	\$350	←		
	Depth:	6" <input type="checkbox"/>	8" <input type="checkbox"/>	10" <input type="checkbox"/>						
Heel Support Strap	Adjustable in length					NX28	N/C	<input type="checkbox"/>		
PELVIC POSITIONING BELT										
Positioning Belt	Pelvic positioning belt with auto-style buckle, 2"					NX41	\$35	<input type="checkbox"/>		
REFLECTIVE SAFETY STICKERS										
Reflective safety stickers	Sticker pack includes 2 reflective white stickers and 2 reflective red stickers					NX74	\$12	<input type="checkbox"/>		
ADAPTED TRANSPORT SECUREMENT POINTS										
Securement Points		4 Tie-down strap securement points for adapted transport, Certified ISO/DIS 7176-19:2019				NX42	N/C	<input type="checkbox"/>		
OXYGEN TANK HOLDER										
Oxygen Tank Holder	Compatible with size D and E oxygen tanks only Not compatible with the stroller bar					NX43	\$180	<input type="checkbox"/>		

SEAT CUSHIONS							
		SEAT CUSHIONS: The dimension of the cushion will be adapted to the size of the wheelchair. Flat cut.					
PRODUCT	DESCRIPTION			CODE	PRICE	CHOICE	
Urethane & Memory Foam Cushions	Thickness of 2", flat			S3350-...	\$126	<input type="checkbox"/>	
	Thickness of 3", flat			S3350-...	\$126	<input type="checkbox"/>	
	Thickness of 4", flat			S3350-...	\$126	<input type="checkbox"/>	
BACKRESTS							
		Backrests: For non-standard or bariatric dimensions, please fill the Contour Cinch order with an upcharge.					
Backrests	Rigid Backrest (3/8-inch thick ABS)			NGNX8	\$150	<input type="checkbox"/>	
	Omit			-	-	<input type="checkbox"/>	
	Contour Cinch Back	16" x 18" <input type="checkbox"/>	16" x 20" <input type="checkbox"/>	18" x 18" <input type="checkbox"/>	CINCH...	N/C	<input checked="" type="checkbox"/>
		18" x 20" <input type="checkbox"/>	20" x 18" <input type="checkbox"/>	20" x 20" <input type="checkbox"/>			
TENSION BARS							
Tension Bars	Standard Tension Bar			NGNX87	N/C	<input type="checkbox"/>	
	2-inch Deep Tension Bar			NGNXQ57	N/C	<input type="checkbox"/>	
	Tension Bar with Height Adjustable Headrest Support Mounting Fixture			NGNXHSUP	\$94	<input type="checkbox"/>	
HEADREST							
Headrest	Multi-Adjustable Straight Headrest Support			NX34	N/C	<input type="checkbox"/>	
	Standard Pads	7" x 4" <input type="checkbox"/>	8" x 5" <input type="checkbox"/>	9" x 6" <input type="checkbox"/>	NX36	N/C	<input checked="" type="checkbox"/>

Notes :



DETERMINATION OF TILT ANGLE ACCORDING TO THE CHOSEN WHEELCHAIR CONFIGURATIONS				
Note	The following chart indicates the maximum tilt angle depending on the selected armrest type, propulsion wheel diameter, seat-to-floor height and seat depth.			
Propulsion Wheel Diameter	Seat-to-Floor Height	Seat Depth/ Armrest		Seat Depth/ Armrest
		14" to 16"		17" to 19"
		T		T
12"	13"	30°		30°
	14"	30°		30°
	15"	30°		30°
	16"	30°		30°
	17"	30°		30°
20"	13"	30°		30°
	14"	30°		30°
	15"	30°		30°
	16"	30°		30°
	17"	30°		30°
22"	14"	30°		30°
	15"	30°		30°
	16"	30°		30°
	17"	30°		30°
	18"	30°		30°
24"	15"	30°		30°
	16"	30°		30°
	17"	30°		30°
	18"	30°		30°
	19"	30°		30°