



Pride Mobility Products Co.

5096 South Service Rd, Beamsville, ON, L0R 1B3

Phone: 888-570-1113 | Fax: 866-514-1303 | Email: productorders@pridemobility.com

AADL Q6 Edge® Z Order Form with TRU-Balance® 3 Positioning W659/W991

Account Number: _____ Date: _____

Provider: _____

Contact: _____

Phone: _____

Email: _____

PO Number: _____

Marked for: _____

Ship to Address: **Discount is 6%** _____

City: _____ Prov: _____ PC: _____



Q6 edge Z

INTRODUCTION

This form is interactive when viewed with [Adobe Acrobat Reader](#). Complete the form by placing checks in the desired boxes and provide information in the interactive fields. Buttons shown at the bottom of the form may be utilized to print or submit the order form through a desktop email application. To email via a web-based application, please 'Save As' and attach the PDF to your email.

This order form contains a large variety of options to fulfill various patient needs. Descriptions and section notes, such as optional or required, are included to help you complete your order. Other part numbers can be found on the quote acknowledgment after this order form is submitted. Please contact Quantum® Sales at 888-570-1113 if assistance is needed. Send the completed order form by fax (866-514-1303) or email (productorders@pridemobility.com). Incomplete forms may delay the quote or order. Customer service will contact you if the order is incomplete or if there are compatibility issues. If special order requests are needed, be sure that the Patient Information section is completed

All prices are MSRP. Prices, specifications, part numbers, and availability are subject to change without notice. Prices and part numbers as shown are only available when configured as a complete power chair. Please contact technical service for accurate parts ordering.

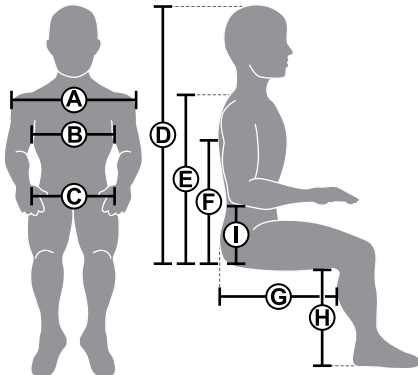
PATIENT INFORMATION

Weight: _____ Height: _____

A. Shoulder Width: _____ D. Max Sitting Height: _____ G. Thigh Depth: _____

B. Chest Width: _____ E. Shoulder Height: _____ H. Lower Leg Length: _____

C. Hip Width: _____ F. Axilla Height: _____ I. Elbow Height: _____



1. BASE MODEL

REQUIRED. Select a group 3 power base. 300 lb. weight capacity with standard 6mph programmable motors and 8 amp off board charger. Dimensions of base without legrests: 26.25"W x 35.5"L.

Quantum Q6 Edge Z 3S-SS.....\$8,080

Part: Q6 EDGE Z. ADP Adult: WP0001269, ADP Pediatric: WP0001270.

1A. FENDER LIGHTS

Optional. Fender lights operate by pressing included single switch button. Fender lighting is not available with Single Actuator Control through Toggle Box.

Switch Fender Lights..... \$240*

Part: DGN154117. *No charge with iLevel. **NOT COVERED BY AADL**

2. BASE COLOR

REQUIRED. Select one shroud color. Colors shown here may differ from actual product depending on monitor/printer calibration used.

2.1. Match Colors

Match All Color Options to Selection Below

Part: N/A. Any subsequent color selections, if available, will be matched to color chosen below when the order is placed. Please note that some color selections, such as joystick armor, may have a MSRP.

2.2. Power Base Shroud

- Back in Black**
Part: DGN1610108-PBK1
- Midnight Blue**
Part: DGN1610108-PBU10

3. DRIVE MOTORS

REQUIRED.

- 6 mph Drive Motors Standard
Part: MOT150186

4. QUANTUM BACKUP CAMERA

Optional. The backup camera may interfere with armrest mounted accessories such as media device holder.

- Quantum Backup Camera \$475
Part: MEC1910365 **NOT COVERED BY AADL**

1. Optional Mounting Bracket

- Backup Camera Headrest Bracket \$30
Part: MEC1910373 **NOT COVERED BY AADL**
Works with .5" x .5" vertical supports only.



5. BATTERIES

REQUIRED. The powerchair requires 2 batteries and will be installed if ordered.

- Group 24, 70 Amp Gel Cell, Interceptor Battery \$400 ea.
Part: BAT2100315. **NOT COVERED BY AADL**
- Group 24, 70 Amp Gel Cell, MK Battery \$510 ea.
Part: BATGEL1009.
- No batteries. Provider will assume responsibility of batteries.
Part: Configuration selection

6. DRIVE WHEELS

REQUIRED. Select a type of drive wheels. Knobby tires increase overall base width by 1.5".

6.1. Drive Wheels

- 14" Run Flat Tires Standard
Part: PTOINDV3510
- 14" Run Flat Tires for Drive Wheel Accents Standard
Part: WHL1703421 x2
- 4"W Flat Free, Knobby, Extended Traction Tires \$120
Part: WHL121698 x2
- 4"W Pneumatic, Knobby, Extended Traction Tires \$120
Part: WHL153737 x2

6.2. Drive Wheel Accent Color

Optional. Not available with knobby tires. Select with WHL1703421 above. Sold in Pairs (parts below will be quantity of 2).

- Match to Base Color \$42.50 ea.
Part: Configuration selection. **NOT COVERED BY AADL**
- Non-matching Color \$42.50 ea.
Part: Configuration selection. **NOT COVERED BY AADL**
- Red Corvette
Part: DGN164245-PRD1
- Night Train
Part: DGN164245-PBK3
- Deep Purple
Part: DGN164245-PPR5
- Grey Street
Part: DGN164245-PSL3
- Electric Blue
Part: DGN164245-PBU9
- Pretty in Pink
Part: DGN164245-PPK3
- Evolution Orange
Part: DGN164245-POR7
- Midnight Blue
Part: DGN164245-PBU10
- Back in Black
Part: DGN164245-PBK1
- Green Machine
Part: DGN164245-PGN11
- To Be Determined
Follow-up required.

7. FULL LIGHT PACKAGE

Optional. Requires NE+ 8 Key or Q-Logic 3 Joystick for Full Light Package.

Seat Mounted, LED, Full Light Package\$770
 Part: ELE131477 **NOT COVERED BY AADL**

8. ELECTRONICS

REQUIRED. Select a type of drive control from the following sections. The No Joystick option is used to omit the joystick and utilize another control, such as a specialty control at the end of this form or found on the [Alternative Controls and Electronics Order Forms](#).

8.1a. Non-Expandable Controls

Select a joystick below or omit selection if another controller type is desired. Non-expandable does not allow supplementary drive controllers.

NE+ 6-Key Joystick (1 Actuator)Standard Part: CTLDC1560	NE+ 6-Key Joystick (2 Actuators) No Charge Part: CTLDC1560 Control up to 2 actuators through joystick.
No Joystick, Setup for NE+ Joystick No Charge Part: Configuration selection	NE+ 8-Key Joystick (2 Actuators)..... No Charge Part: CTLDC1561 Control up to 2 actuators and Seat Mounted LED Light Package through joystick.

2. Q-Logic 3 Joystick

Q-Logic 3 EX Joystick\$900 Part: CTL167724	Q-Logic 3 EX Joystick for Full Lights\$900 Part: CTL167725 NOT COVERED BY AADL
No Joystick, Setup for Q-Logic Part: Configuration selection.	

8.2. Q-Logic 3 Joystick Armor

REQUIRED with Q-Logic 3 Joystick selections above. Reference colors shown on page 2.

Black, Soft Touch NC Part: DGN124307	Non-matching Armor (Select below) NC Part: PTOINDV3422	Match Armor to Base Color Standard Part: PTOINDV3421
Red Corvette Part: DGN124336-PRD1	Night Train See Black, Soft Touch	Evolution Orange Part: DGN124336-POR7
Electric Blue Part: DGN124336-PBU9	White Satin Part: DGN124336-PWH2	Midnight Blue Part: DGN124336-PBU10
Back in Black Part: DGN124336-PBK1	Pretty in Pink Part: DGN124336-PPK3	Lemon Crush Part: DGN124336-PYL4
	Grey Street Part: DGN124336-PSL3	Green Machine Part: DGN124336-PGN11

9. JOYSTICK HANDLES

REQUIRED. The NE Plus joystick is standard with a carrot handle (See A in image). The optional handle will be mounted to the joystick and the standard handle will be shipped with the unit.

Mushroom Handle (B) \$120 Part: ACCASMB1860.	Extended I-Handle (G) \$140 Part: ACCASMB1857.
Chin Cup (C)..... \$85 Part: ACCASMB186190	Bodypoint 3" Goal Post Handle \$180 Part: PLSKNCP1057.
T-Bar (D) \$160 Part: ACCASMB1858.	Bodypoint 4" Goal Post Handle \$180 Part: PLSKNCP1058.
Medium Ball Handle (E)..... \$70 Part: ACCASMB1859.	
Soft Ball Handle (F)..... \$120 Part: ACCASMB1856.	



10. JOYSTICK MOUNTING BRACKETS

Optional. Select a mount to be used with a joystick selected in previous section.

Omit Joystick Mounting Bracket

10.1a. Fixed, In-line Joystick Bracket

Fixed, In-line, Bracket Standard Q-Logic Part: FRMASMB10617. NE/NE+ Part: FRMASMB12744	
Left Side Mount Part: PTOINDV1225	Right Side Mount Part: PTOINDV1226

Joystick mounting brackets continued on following page.



10. JOYSTICK MOUNTING BRACKETS CONTINUED

10.1b. Swing-Away (Retractable) Joystick Bracket

Adjustable Swing-away \$265
 Part: Various.
 As pictured to the right "Swing Away Joystick"

Basic Swing-away \$265
 Part: Various.
 Magnetic latching mechanism.
 Stealth Height Adjustable Receiver recommended.

Offset Swing-away \$265
 Part: Various.
 Magnetic latching mechanism.
 As pictured to the right "Swing Away Joystick Offset Mount (Right)"



10.1c. Specialty Joystick Mounts

Select a bracket and side to mount it.

Retract4 Mount \$450
 NE/NE+ Part: MEC138876. ADP: WPEM **CLINICAL JUSTIFICATION**
 Q-Logic Part: MEC138860. ADP: WPEM
 Full 180° of movement that translates into multi-position use, straight, right offset, left offset, or fold away. Joystick orientation varies as bracket is adjusted.

Multi-axis Mount \$100
 NE/NE+ Part: ACC142528. ADP: WPEM
 Q-Logic Part: ACC131216. ADP: WPEM
 SAJ Part: ACC142740. ADP: WPEM
 Allows height adjustment of joystick.

Stealth Swing-Away/Flip Down Bracket \$300
 NE/NE+ Part: ST-TWBM480QL-Q. ADP: WPEM
 Q-Logic Part: ST-TWBM480QL-Q. ADP: WPEM
 SAJ Part: ST-TWBM480CJ-Q. ADP: WPEM
 Allows the joystick to pivot to side of armrest, or flip-down if bracket is adjusted.

Mount Side

Left Side Mount
 Part: PTOINDV1225

Right Side Mount
 Part: PTOINDV1226

11. TRU-BALANCE® 3 SEATING - QUANTUM INTELLIGENT SYSTEMS™

REQUIRED. Maximum seat size is 24"W x 24"D.

11.1. TRU-Balance 3 Configuration

TRU-Balance 3 Static Seat \$1,045
 Part: PTOINDV3442. ADP: WPEM
 20° of limited recline adjustment (-5/ +15) via gas strut within back cover.

TRU-Balance 3 Power Tilt Only \$6,245
 Part: PTOINDV3443. ADP: WP0001162
 50° Center of Gravity (CG) power tilt seating system.

TRU-Balance 3 Power Recline Only \$7,875
 Part: PTOINDV3444. ADP: WP0001163
 175° of power recline.

TRU-Balance 3 Power Tilt & Recline \$13,125
 Part: PTOINDV3446. ADP: WP0001164
 50° CG power tilt with 175° of power recline. Full drive lockout at 20°.

11.2. 12" Power Lift or Manual Recline

Optional. Select one option below.

TRU-Balance 3, 12" Power Lift with iLevel® \$2,995
 Part: PTOINDV3773. **NOT COVERED BY AADL**
 12" of scissor lift with iLevel® System.



11.3. Occupied Transit Kit

Optional. The power base is standard with Unoccupied Transit Loops. 60" Sure-Lok Lap Belt is required with Occupied Transit Option. Only available with 16"-20" width and depth packages. To determine if your chair is WC-19 compliant (occupied), please refer to this website: <http://wc-transportation-safety.umtri.umich.edu/crash-tested-product-lists/wheelchairs>

WC-19 Occupied Transit Option \$400
 Part: KIT152047 **NOT COVERED BY AADL**

11.4. Seat Dimension - Width

REQUIRED with seat selection. Maximum seat width is 24". Part number is SETWDTH plus number following # below.

12" W (#1002)	13" W (#1003)	14" W (#1004)	15" W (#1005)	16" W (#1006)	17" W (#1007)	18" W (#1008)	19" W (#1009)	20" W (#1010)	21" W (#1011)	22" W (#1012)	23" W (#1013)	24" W (#1014)
------------------	------------------	------------------	------------------	------------------	------------------	------------------	------------------	------------------	------------------	------------------	------------------	------------------

11.5. Seat Dimension - Width Package

REQUIRED with seat selection. Width and depth package part: See XRef: TB3SPACK

12"-16" Width Package	14"-16" Width Package	16"-20" Width Package	20"-24" Width Package
-----------------------	-----------------------	-----------------------	-----------------------

11.6. Seat Dimension - Depth

REQUIRED with seat selection. Maximum seat depth is 24". Part number is SETDPTH plus number following # below.

12" D (#1002)	13" D (#1003)	14" D (#1004)	15" D (#1005)	16" D (#1006)	17" D (#1007)	18" D (#1008)	19" D (#1009)	20" D (#1010)	21" D (#1011)	22" D (#1012)	23" D (#1013)	24" D (#1014)
------------------	------------------	------------------	------------------	------------------	------------------	------------------	------------------	------------------	------------------	------------------	------------------	------------------

11.7. Seat Dimension - Depth Package

REQUIRED with seat selection. Width and depth package part: See XRef: TB3SPACK

12"-16" Depth Package	14"-16" Depth Package	16"-20" Depth Package	20"-24" Depth Package
-----------------------	-----------------------	-----------------------	-----------------------

TRU-Balance 3 Seating continued on following pages.

11. TRU-BALANCE 3 SEATING CONTINUED

11.8. Seat to Floor Height

REQUIRED. Select a seat to floor height compatible with the seat functions previously selected.

17.5" Seat to Floor

Part: PTOINDV3460

Lowest: Static

N/A on TB3 Tilt or TB3

Lift

18.5" Seat to Floor

Part: PTOINDV3463

Middle: Static

Lowest: TB3 Tilt or TB3

Lift

19.5" Seat to Floor

Part: PTOINDV3505

Highest: Static

Middle: TB3 Tilt or TB3

Lift

20.5" Seat to Floor

Part: PTOINDV3528

Highest: TB3 Tilt or TB3

Lift

N/A on Static



TRU-Balance 3 Seating continued on following page.

11. TRU-BALANCE 3 SEATING CONTINUED

11.10. Back Type Selection

REQUIRED. Match choice in this section with the options in the following back cushion configuration section.

- | | |
|------------------------------------------------------------------------------------------------------------------------------------------------------------------------------------------------------------------------------------|------------------------------------------------------------------------------------------------------------------------------------------------------------------------------------------------------------------------------------------------------------------------------------------------------------------------------------------|
| TRU-Balance 3 Back Assembly (Static Back) \$735
Part: Configuration selection
Select a back cushion configuration in the subsequent section. | Flip Forward Back..... \$735
Part without Lift: MEC131957, Part with Lift: MEC148117
Available with Static Seat and Power Tilt (1 actuator). Only available with 2-post, flip back or pediatric armrests. Not available with 12"-14" width or with attendant manual recline. Select a back cushion type in the subsequent section. |
| Back Cane Option..... Standard
Part: Configuration selection
Available only with TRU-Balance 3 Static Seat and Power Tilt (1 actuator) selections. Select cane type, back cane height, and back cushion configuration below. | |

11.11. Back Cane Selection (Back Cane Option Only)

REQUIRED when Back Cane Option is selected above. Select type and height of back canes.

1. Back Cane Type

- | | |
|-----------------------------------------------------|--------------------------------------------|
| Angle Adjustable No Charge
Part: MEC140266 | 1" Endo..... No Charge
Part: MEC141455 |
| Flip Forward No Charge
Part: MEC140272 | 2" Endo No Charge
Part: MEC141456 |

2. Back Cane Height

- | | | |
|---------------------------------|---------------------------------|---------------------------------|
| 16"H Cane
Part: FRMASMB15834 | 20"H Cane
Part: FRMASMB15838 | 24"H Cane
Part: FRMASMB15842 |
| 17"H Cane
Part: FRMASMB15835 | 21"H Cane
Part: FRMASMB15839 | 25"H Cane
Part: FRMASMB15843 |

11.12. Back Cushion Configuration - Type

REQUIRED. Select a configuration type and applicable dimensions. See the Sport, Q-Back, and TRU-Comfort back availability chart for stock order back size ranges. Other size backs may be available with special order and extended lead time.

- Sport Back.....
Part: See XRef
Complete following width package and size.
- Omit Back Pan/Cushion.....
Part: PTOINDV1287
Select a following width package.
- After-market Back Interface
Part 16"-20"W: SET131920. Part 20"-24"W: SET131921
Select a set width in following section, range of 16"-24". Overall seat depth may need to be adjusted to accommodate certain backs. May interfere with gel/waterfall armpads and arm through. Does not include brackets to mount after-market backs. A Special Order is required on back widths less than 16".

11.13. TRU-Balance 3 Back Shroud

REQUIRED. The back shroud is a feature of the TRU-Balance 3 seating system and is available in matching shroud colors. The back shroud is not available when Omit Back Pan/Cushion is selected. Reference colors shown on page 2.

- | | | | |
|----------------------------------|-----------------------------------|-------------------------------------------|-----------------------------------------|
| Red Corvette
Part: DGN148034 | Night Train
Part: DGN1706558 | Evolution Orange
Part: DGN1801259-POR7 | Midnight Blue
Part: DGN148035 |
| Electric Blue
Part: DGN148076 | White Satin
Part: DGN148075 | Deep Purple
Part: DGN148046 | Lemon Crush
Part: DGN1801259-PYL4 |
| Back in Black
Part: DGN148032 | Pretty in Pink
Part: DGN148045 | Grey Street
Part: DGN148074 | Green Machine
Part: DGN1801259-PGN11 |

11.14. Lateral Positioning Wedge

Optional.

- Lateral Positioning Wedge, pair \$30
Part: SET123465 **SEATING BENEFITS**
Available with Sport and TRU-Comfort 2 backs. Not available on power tilt backs 16"-17"H with limited adjustability on 18" H. Not available on power recline back 19"-20"H with limited adjustability on 21"H.

11.15. Back Cushion Configuration - Back Width Package

REQUIRED except when Omit Back Pan/Cushion is selected. Available with +/-4" of seat width.

- | | |
|-------------------------------------------------------------------|-------------------------------------------------------------------|
| Match Seat Width Selections
Part: PTOINDV3468 | 16"W-20"W Package
Part: Configuration selection, back cushions |
| 10"W-14"W Package
Part: Configuration selection, back cushions | 20"W-24"W Package
Part: Configuration selection, back cushions |

11.16. Back Cushion Configuration - Back Width

REQUIRED except when Omit Back Pan/Cushion is selected. Part number is PTOINDV plus number following # below. Available with +/-4" of seat width.

- | | | | | | | | | | |
|------------------|------------------|------------------|------------------|------------------|------------------|------------------|------------------|------------------|------------------|
| 12" W
(#3562) | 14" W
(#3563) | 16" W
(#3564) | 17" W
(#3565) | 18" W
(#3566) | 19" W
(#3567) | 20" W
(#3568) | 21" W
(#3569) | 22" W
(#3570) | 24" W
(#3571) |
|------------------|------------------|------------------|------------------|------------------|------------------|------------------|------------------|------------------|------------------|

TRU-Balance 3 Seating continued on following page.

11. TRU-BALANCE 3 SEATING CONTINUED

11.17. Back Cushion Configuration - Overall Back Height

Static Seat and Power Tilt available height range: 14"-25"H. Odd heights include 4" gap and even heights include 3" gap between seat pan and bottom of back cushion. Power Recline available height range: 19"-28"H. Odd heights include 6" gap and even heights include 7" gap. See the Sport and TRU-Comfort back availability chart for stock order back size ranges.

- | | |
|---------------------------------|---------------------------------|
| 14" Height
Part: SETHGHT1027 | 22" Height
Part: SETHGHT1035 |
| 15" Height
Part: SETHGHT1028 | 23" Height
Part: SETHGHT1036 |
| 16" Height
Part: SETHGHT1029 | 24" Height
Part: SETHGHT1037 |
| 17" Height
Part: SETHGHT1030 | 25" Height
Part: SETHGHT1038 |
| 18" Height
Part: SETHGHT1031 | 26" Height
Part: SETHGHT1039 |
| 19" Height
Part: SETHGHT1032 | 27" Height
Part: SETHGHT1040 |
| 20" Height
Part: SETHGHT1033 | 28" Height
Part: SETHGHT1041 |
| 21" Height
Part: SETHGHT1034 | |

Overall Height	Tilt or Static Width												Recline Width											
	12"	14"	16"	17"	18"	19"	20"	21"	22"	24"	12"	14"	16"	17"	18"	19"	20"	21"	22"	24"				
14"	ST	S	-	-	-	-	-	-	-	-	-	-	-	-	-	-	-	-	-	-				
15"	ST	S	-	-	-	-	-	-	-	-	-	-	-	-	-	-	-	-	-	-				
16"	-	-	ST	ST	ST	ST	ST	S	ST	ST	-	-	-	-	-	-	-	-	-	-				
17"	-	-	ST	ST	ST	ST	ST	S	ST	ST	-	-	-	-	-	-	-	-	-	-				
18"	-	-	ST	ST	ST	ST	ST	S	ST	ST	-	-	-	-	-	-	-	-	-	-				
19"	-	-	SQT	ST	SQT	ST	SQT	S	ST	ST	S	ST	ST	ST	ST	ST	S	ST	S	ST				
20"	-	-	SQT	ST	SQT	ST	SQT	S	ST	ST	S	ST	ST	ST	ST	ST	S	ST	S	ST				
21"	-	-	SQT	ST	SQT	ST	SQT	S	ST	ST	-	-	ST	ST	ST	ST	S	ST	S	ST				
22"	-	-	SQT	ST	SQT	ST	SQT	S	ST	ST	-	-	SQT	ST	SQT	ST	SQT	S	ST	ST				
23"	-	-	ST	ST	ST	ST	ST	S	ST	ST	-	-	SQT	ST	SQT	ST	SQT	S	ST	ST				
24"	-	-	S	S	ST	S	ST	S	S	S	-	-	SQT	ST	SQT	ST	SQT	S	ST	ST				
25"	-	-	S	S	ST	S	ST	S	S	S	-	-	SQT	ST	SQT	ST	SQT	S	ST	ST				
26"	-	-	-	-	-	-	-	-	-	-	-	-	ST	ST	ST	ST	ST	S	ST	ST				
27"	-	-	-	-	-	-	-	-	-	-	-	-	S	S	ST	S	ST	S	S	S				
28"	-	-	-	-	-	-	-	-	-	-	-	-	S	S	ST	S	ST	S	S	S				

S Sport Back ST Sport or TRU-Comfort Back
SQT Sport, Q-Back, or TRU-Comfort

Sport, Q-Back, and TRU-Comfort Back Availability Chart

11.18. Power Tilt Privacy Flap

Optional. A privacy flap is standard with power recline systems. This selection is to add a flap for power tilt only systems.

- | | |
|-----------------------------------------------------|------------------------------------------------------|
| Privacy Flap, 9.75"\$40
Part: DWR1044E456B | Privacy Flap, 12.75"\$40
Part: DWR1044E456A |
|-----------------------------------------------------|------------------------------------------------------|

12. ARMRESTS

REQUIRED. Select the desired type of armrest below. Please read notes to ensure seating compatibility. Be sure to also select an armrest size and armpad type.

12.1a. Flip-Back, 8"-16" H Armrests

Choose a left and right armrest and set height in the following section. Not available with waterfall armpads. Not available with Back Cane Option.

- | |
|----------------------------------------------------------------------------------------------------------------------------------------------------|
| <input type="checkbox"/> L <input type="checkbox"/> R Flip-Back, 8"-16"H Armrests \$145 ea.
Left part: ARM1806662. Right part: ARM1806663 |
|----------------------------------------------------------------------------------------------------------------------------------------------------|

Armrest Support

Optional. Available up to 2" difference between seat and back width via endomorph or mesomorph configuration. Not available less than 16" width seat or back.

- | |
|-------------------------------------------------------------------------------------------------------------------------------------------------|
| <input type="checkbox"/> L <input type="checkbox"/> R Flip-Back Armrest Downpost \$115 ea.
Left part: XRF000265. Right part: XRF000266 |
|-------------------------------------------------------------------------------------------------------------------------------------------------|

12.1c. Two-Post, Flip-Back, Height Adjustable, Removable Armrests

Select a left and right armrest and set the left and right heights in the following section. These armrests may interfere with offset backs/ back canes. Not available with a depth less than 16". Required with flip forward back and lap trays.

- | | |
|-------------------------------------------------------------------------------------------------------------------------|------------------------------------------------------------------------------------------------------------------------|
| <input type="checkbox"/> L <input type="checkbox"/> R Full Length, Two-Post, 9"-13" H\$145 ea.
Part: See XRef. | <input type="checkbox"/> L <input type="checkbox"/> R Desk Length, Two-Post, 9"-13" H.....\$145 ea.
Part: See XRef. |
|-------------------------------------------------------------------------------------------------------------------------|------------------------------------------------------------------------------------------------------------------------|

12.1d. Heavy Duty, Height Adjustable, Removable Armrests

Select a type of HD removable armrests and the set height in the following section. Only one height package is selectable as a normal configuration.

- | | |
|--------------------------------------------------------------------------------------------------------------------|---------------------------------------------------------------------------------------------------------------------|
| 8"-12"H, Single Post, Height Adjustable, Removable,\$130 ea.
Heavy Duty (Sold as pair)
Part: See XRef. | 10"-14"H, Single Post, Height Adjustable, Removable,\$130 ea.
Heavy Duty (Sold as pair)
Part: See XRef. |
|--------------------------------------------------------------------------------------------------------------------|---------------------------------------------------------------------------------------------------------------------|

Armrests section continued on following page.

12. ARMRESTS CONTINUED

12.2. Armrest Height

REQUIRED. Set left and right armrest height. Note the available height range in the option description.

1. Left Armrest Height

8" H PTOINDV3535	10" H PTOINDV3537	12" H PTOINDV3539	14" H PTOINDV3541	16" H PTOINDV3543
9" H PTOINDV3536	11" H PTOINDV3538	13" H PTOINDV3540	15" H PTOINDV3542	

2. Right Armrest Height

8" H PTOINDV3450	10" H PTOINDV3452	12" H PTOINDV3454	14" H PTOINDV3456	16" H PTOINDV3458
9" H PTOINDV3451	11" H PTOINDV3453	13" H PTOINDV3455	15" H PTOINDV3457	

12.3. Armrest Size

REQUIRED. Select a Left (L) and Right (R) armrest size. This also affects the armpad selection below.

<input type="checkbox"/> L <input type="checkbox"/> R 10" Desk Length Part: Configuration selection	<input type="checkbox"/> L <input type="checkbox"/> R 14" Full Length Part: Configuration selection	<input type="checkbox"/> L <input type="checkbox"/> R 17" Length Part: Configuration selection Only available with Flip-Back, 8"-16" H Armrests and straight arm pads.
--------------------------------------------------------------------------------------------------------	--------------------------------------------------------------------------------------------------------	------------------------------------------------------------------------------------------------------------------------------------------------------------------------------

13. ARMPADS

REQUIRED. Select to omit armpads, select a left and right foam armpads, or a gel armpad configuration. Please note that waterfall and gel armpads may cause interference with the seat back.

13.1a. Omit Armpad

Select one below if aftermarket armpads or handpads are required. See [Positioning Components Order Form](#).

No Armpad Selection..... No Charge Part: Configuration selection Not available with Flip-back, 8"-16" H armrests.	Interface for Aftermarket Pad No Charge Part: ARM1806928 Only available with Flip-back, 8"-16" armrests.
-------------------------------------------------------------------------------------------------------------------------	----------------------------------------------------------------------------------------------------------------------

13.1b. Foam Armpads

<input type="checkbox"/> L <input type="checkbox"/> R Straight, Armpad Standard Part: See XRef	<input type="checkbox"/> L <input type="checkbox"/> R Waterfall, Armpad No Charge Part: See XRef Not available with Flip-back, 8"-16" armrests.
---------------------------------------------------------------------------------------------------------	-------------------------------------------------------------------------------------------------------------------------------------------------------------

13.1c. Gel Armpads

Sold only in pairs. Armpads are 3" wide. Manufacturer part number for full length is 314G and desk length is 310G.

a. Falcon Gel Armpads for TRU-Balance 3 Armrests

Falcon Gel, Full Length Left and Right \$300 Part: ARM136417 NOT COVERED BY AADL	Falcon Gel, Desk Length Left, Full Length Right..... \$250 Part: ARM136418 NOT COVERED BY AADL
Falcon Gel, Full Length Left, Desk Length Right..... \$250 Part: ARM136426 NOT COVERED BY AADL	Falcon Gel, Desk Length Left and Right \$250 Part: ARM136416 NOT COVERED BY AADL

b. Falcon Gel Armpads for Tube Style Armrests

Falcon Gel, Full Length Left and Right \$300 Part: ARM136438 NOT COVERED BY AADL	Falcon Gel, Desk Length Left, Full Length Right..... \$300 Part: ARM136439 NOT COVERED BY AADL
Falcon Gel, Full Length Left, Desk Length Right..... \$250 Part: ARM136442 NOT COVERED BY AADL	Falcon Gel, Desk Length Left and Right \$250 Part: ARM136437 NOT COVERED BY AADL

14. TRU-BALANCE 3 ARMREST BRACKETS

14.1. Joystick Bracket

REQUIRED.

Standard Fixed Receiver Standard Part: ACC123525 Flip-back, 8"-16" part: ACC1806853	Stealth Height Adjustable Receiver \$194 Tube arm part: ST-ARM250C-Q. TRU-Balance 3 arm part: ST-ARM250T-Q.
-------------------------------------------------------------------------------------------------	-------------------------------------------------------------------------------------------------------------------------



14.2. Side Track Accessory Bracket for Flip-Back Armrests

Optional. Only available with flip-back, 8"-16" H armrests. This adds a 47mm channel to the side of the armrest to allow mounting of accessories with t-nuts.

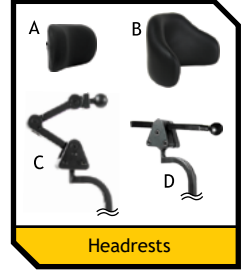
Flip-Back Armrest, Side Track Accessory Bracket \$10 Part: MEC1809178 NOT COVERED BY AADL

15. HEADRESTS

Optional. Select a headrest pad and bracket.

15.1. Headrest Pads

- Stealth 8" Comfort Plus (CP450)..... \$221
Part: POS148484. **AADL CODE V081**
- Stealth 10" Comfort Plus (CP250)(A) \$221
Part: SETHEAD1057. **AADL CODE V081**
- Stealth 14" Comfort Plus (CP150) \$221
Part: INDPART2327. **AADL CODE V081**



15.2. Headrest Brackets

- Stealth Multi-Axis Removable Headrest Bracket \$232
(HMO475P) (D) **AADL CODE N533**

16. LAP BELTS

REQUIRED. Select a lap belt below.

16.1a. Standard Lap Belts

38" Lap Belt	50" Lap Belt	60" Lap Belt	70" Lap Belt	80" Lap Belt	90" Lap Belt
Part: ACCBELT1006	Part: ACCBELT1000	Part: ACCBELT1002	Part: ACCBELT1003	Part: ACCBELT1004	Part: ACCBELT1001

16.1b. Optional Lap Belts

- Stealth Retractable Lap Belt (IFRB5350).....\$175
Part: ST-IFRB5350 **NOT COVERED BY AADL**
- i-Fit 60" Single Pull, Push Button, Medium \$134
(7.5") Padded, 1.5" Belt (IFPB5213)
Part: ST-IFPB5213-Q **AADL CODE N527**
- i-Fit 60" Single Pull, Push Button, Large \$134
Padded (9.5"), 2" Belt (IFPB5314)
Part: ST-IFPB5314-Q **AADL CODE N527**
- i-Fit 60" Single Pull, Push Button, Extra Large \$134
Padded (11.5"), 2" Belt (IFPB5315)
Part: ST-IFPB5315-Q **AADL CODE N527**
- 60" Sure-Lok Lap Belt (Non-retractable)..... \$200
Required with ISO 7176-19 Compliant Transit Option.
Part: ACCBELT1016 **NOT COVERED BY AADL**

17. POWER LEGREST CONTROL

Optional. Specific power legrest options are selected later in this form. Select the control type here, if power legrests are desired, to assist the selection of the power positioning electronics.

- Independent Legrests (Requires 2 actuator controls)
Part: Configuration selection
- Articulating Foot Platform (Requires 1 Actuator Control)
Part: Configuration selection
- Combined Legrests (Requires 1 actuator control)
Part: Configuration selection

18. TRU-BALANCE 3 POWER POSITIONING ELECTRONICS

REQUIRED with power seating or legrest options.

18.1b. NE+ 6 Key Controls through Joystick

- Actuator Control Through NE+ Joystick No Charge
Part: XRF000065.

18.1c. Q-Logic 3 Controls through Joystick

- 1 Actuator Control through QL3 (AM) No Charge
- 2 Actuator Control through QL3 (AM) \$1,250
- 3 Actuator Control through QL3 (AM) \$1,500
- Up to 5 Actuator Control through QL3 (AAM) \$1,675



18. TRU-BALANCE 3 POWER POSITIONING ELECTRONICS CONTINUED

18.1c. Q-Logic 3 Controls with iAccess Switch Control

iAccess control is not available with combined or independent power legrests.

Optional Switch Control

4-Way switches will be mounted to same side of joystick.

4-Function Push Button.....\$225
 Part: CTL123218 **NOT COVERED BY AADL**
 See next section for switch mounting.
 Only available with AAM.

4-Way Toggle.....\$575
 Part: ELEASMB5925 **NOT COVERED BY AADL**
 Only available with AAM.

4-Way Button Toggle.....\$575
 Part: ELEASMB5926 **NOT COVERED BY AADL**
 Only available with AAM.

iAccess Flat Button.....\$575
 Part: CTL144009 **NOT COVERED BY AADL**
 See next section for switch mounting.

iAccess Toggle Button.....\$575
 Part: CTL144010 **NOT COVERED BY AADL**
 See next section for switch mounting.

18.2. 4-Function Push Button/iAccess Mount

REQUIRED with 4-Function Push Button or iAccess options.

Joystick Mount No Charge
 Part: MEC1907500

Attendant Mount \$35
 Part: MEC1906564 **NOT COVERED BY AADL**

Under Arm Mount, Flip-Back Armrest..... No Charge
 Part: MEC1906531

Under Arm Mount, Flip-Back Armrest, plus iAccess Guard \$35
 Part: MEC2001400 **NOT COVERED BY AADL**

Under Arm Mount, Tube Style Armrest No Charge
 Part: MEC1906530

Under Arm Mount, Tube Style Armrest, plus iAccess Guard \$35
 Part: MEC2001401 **NOT COVERED BY AADL**

1. Under Arm Mount Side Selection

Left Side Under Arm Mount
 Part: PTOINDV3678

Right Side Under Arm Mount
 Part: PTOINDV3679

19. TRU-BALANCE 3 ATTENDANT CONTROL

Optional. *Attendant control will be at no charge when ordered with Tilt and Recline. Mounting bracket is included.

Attendant Control \$950
 Part: XRF000078. **PRIOR APPROVAL FROM AADL REQUIRED**

20. LEGRESTS

Optional. All efforts will be made to accommodate legrest length selection, but minor changes may need to be made to meet shipping guidelines. Some adjustments may be needed upon receipt of the unit. Reference the section's compatibility matrix for legrest interference.

20.1a. Base Mounted Foot Platform

May interfere with seat mounted legrests. Not available with center mount foot platforms.

Base Mounted Foot Platform No Charge
 Part: FRMASMB16077

Omit base mounted foot platform No Charge
 Part: PTOINDV3674

Bell Shaped, Base Mounted Foot Platform \$235
 Part: RIGASMB7120041

20.1b. Basic Center Mount Foot Platform

1. Basic Center Mount Foot Platform Assembly

Basic Center Mount..... \$200
 Part: XRF000323

Short	Medium	Long
8"-10"	10"-14"	14"-20"
Basic Center Mount Extension Range		

2. Basic Center Mount Extension and Angle Adjustable Footplates

Short Extension, 5"x9" Footplates
 Part: XRF000312. HCPCS: K0040

Long Extension, 5"x9" Footplates
 Part: XRF000314. HCPCS: K0040

Medium Extension, 5"x9" Footplates
 Part: XRF000313. HCPCS: K0040

3. Basic Center Mount Calf Pads

Small Calf Pads, Basic Center Mount..... \$210
 Part: RIG2104369

Large Calf Pads, Basic Center Mount \$210
 Part: RIG2202997
 Only available with Long Extension.

4. Basic Center Mount Additional Accessory

Basic Center Mount Footplate Connector \$55
 Part: RIG2104240

Legrests section continued on following page.

19. LEGRESTS

Optional. All efforts will be made to accommodate legrest length selection, but minor changes may need to be made to meet shipping guidelines. Some adjustments may be needed upon receipt of the unit. Reference the section's compatibility matrix for legrest interference.

19.1c. Center Mount Foot Platform

If power articulating foot platform is selected, be sure power legrest control has been selected in earlier section. Select legrest length in following section.

1. Center Mount Foot Platform Type

- Power Articulating Foot Platform \$3,145
Part: PTOINDV3754. **NOT COVERED BY AADL**
- Quick Adjustable Center Mount Foot Platform \$265
Part: XRF000311. HCPCS: K0040

2. Extension and Angle Adjustable Footplates

Pediatric extensions are not compatible with Power Articulating Foot Platform.

- Pediatric Extension, 5"x6" Footplates \$210
Part: RIG152577
- Medium Extension, 5"x11" Footplates \$210
Part: RIG150212
- Pediatric Extension, 5"x8" Footplates \$210
Part: RIG152578
- Long Extension, 5"x6" Footplates \$210
Part: RIG151505
- Medium Extension, 5"x6" Footplates \$210
Part: RIG150206
- Long Extension, 5"x8" Footplates \$210
Part: RIG151506
- Medium Extension, 5"x8" Footplates \$210
Part: RIG150203
- Long Extension, 5"x11" Footplates \$210
Part: RIG151508

Medium	Long	Pediatric	Medium	Long
11"-17"	14"-20"	8.5"-12.5"	11"-16.5"	14"-20"
Power AFP Extension Range		Quick Adj Center Mount Extension Range		

3a. Center Mount Calf Pads

Calf pads are standard with a power articulating foot platform.

- Small Calf Pads, AFP Only, 6"Wx6"H (pair) Standard
Part: RIGASMB7120018
- Large Calf Pads, AFP Only, 8" taper to 6"Wx8"H (pair) ... No Charge
Part: RIGASMB7120019
- Small Calf Pads, Manually Adjustable Center Mount Only, \$210
6"Wx6"H (pair)
Part: XRF000156
- Large Calf Pads, Manually Adjustable Center Mount Only, \$210
8" taper to 6"Wx8"H (pair)
Part: XRF000157

3b. Center Mount Calf Panel

Calf pads are standard with a power articulating foot platform.

- Small Calf Panel 18"Wx8"H \$210
Part: FRMASMB7110012
- Large Calf Panel 24"Wx8"H \$265
Part: RIG123824
Only available on widths of 20" or greater.

4. Center Mount Modular Footplate Extension Components

Optional. Assembly required. May require seating configuration adjustments to avoid front caster interference.

- Width Extension for 8"D Footplates \$55
Part: RIG152517 **AADL CODE V619**
- 4" Outside Edge (pair) \$55
Part: RIG152510 **AADL CODE V619**
Only available with 6"D footplates and 8"D footplate extension.
- Width Extension for 11"D Footplates \$55
Part: RIG152518 **AADL CODE V619**
- 6" Outside Edge (pair) \$55
Part: RIG152516 **AADL CODE V619**
Available with 8"D and 11"D footplates and 11"D footplate extension.
- 2" Bell-Shaped Length Extension \$55
Part: RIG152519 **AADL CODE V619**
Not compatible with width extensions. Can be used with 6" outside edge with 11" footplates.

5. Center Mount Additional Accessories

- Small Reversed Dartex Calf Pad Cover (pair) \$150
Part: RIG133717 **NOT COVERED BY AADL**
- Small Foam Panel Cover (pair) \$150
Part: ST-CSCP0920-Q **NOT COVERED BY AADL**
- Large Reversed Dartex Calf Pad Cover (pair) \$150
Part: RIG133719 **NOT COVERED BY AADL**
- Large Foam Panel Cover (pair) \$150
Part: ST-CSCP0927-Q **NOT COVERED BY AADL**
- Small Reversed Dartex Panel Cover (pair) \$150
Part: RIG134673 **NOT COVERED BY AADL**
- Footplate Connector \$55
Part: RIGASMB7120023 **NOT COVERED BY AADL**
- Large Reversed Dartex Panel Cover (pair) \$150
Part: RIG134744 **NOT COVERED BY AADL**
- Footplate Riser \$150
Part: XRF000348 **NOT COVERED BY AADL**
Not available with Long Extension. Select legrest length between 2" to 9" at 1" increments.
- Small Foam Calf Pad Cover (pair) \$150
Part: ST-CSCS0775-Q **NOT COVERED BY AADL**
- Large Foam Calf Pad Cover (pair) \$150
Part: ST-CSCS0985-Q **NOT COVERED BY AADL**

6. Stealth Gel Footplate Covers

- 5"x8" Tapered Gel Footplate Covers \$275
Part: ST-FPG5008T-Q. HCPCS: K0108 **NOT COVERED BY AADL**
- 5"x8" Tapered Gel Footplate Covers for Width Extension \$275
Part: ST-FPG6508T-Q. HCPCS: K0108 **NOT COVERED BY AADL**
- 5"x11" Tapered Gel Footplate Covers \$275
Part: ST-FPG5011T-Q. HCPCS: K0108 **NOT COVERED BY AADL**
- 5"x11" Tapered Gel Footplate Cover for Width Extension \$275
Part: ST-FPG7011T-Q. HCPCS: K0108 **NOT COVERED BY AADL**

Legrests section continued on following page.

20. LEGRESTS CONTINUED

20.2. 70° Power Articulating, Swing Away Legrests with Angle Adjustable Footplates

4" of articulating range. Be sure power legrest control has been selected in previous section. Select an upper extension type and footplate. Pair (P), left (L), and right (R) configurations are selected by checking the appropriate boxes. Select legrest length in following section.

1. Articulating Legrest Upper Assembly

P L R 70° Articulating, Swing-Away..... \$1,432.50 ea.
 Legrest with 14.5"-18" Extension
 Pair Part: FRMASMB9073. Left Part: FRMASMB9074.
 Right Part: FRMASMB9075. **NOT COVERED BY AADL**

P L R 70° Articulating, Swing-Away..... \$1,432.50 ea.
 Legrest with 11"-13" Extension
 Pair Part: FRMASMB11444. Left Part: FRMASMB11366.
 Right Part: FRMASMB11367. **NOT COVERED BY AADL**

70° Power Articulating, Swing-Away Legrest Compatibility Matrix	Power Recline or Static Seat			Power Tilt			Power Lift		
	Low	Med.	High	Low	Med.	High	Low	Med.	High
Angle Adjustable, 11"-13"	✓	✓	✓	✓	✓	✓	✓	✓	✓
Angle Adjustable, 14.5"-18"	!	!	!	!	!	!	!	!	!

This rigging configuration causes no interference issues at this seat-to-floor height.
 This rigging configuration may have less than 1.75" clearance when fully extended and may interfere with the ground or reduce obstacle climbing ability.

2. Angle Adjustable Footplate with Heel Loop and Wheel Bumper

*The 6"x11" footplates may cause interference with seat widths less than 18". *The 8"x11" footplates may cause interference with seat widths less than 20".

P L R 4"Wx6"D
 Pair part: FRMASMB7448. Left part: RIG133543. Right part: RIG133566.

P L R 5"Wx8"D
 Pair part: FRMASMB7450. Left part: RIG133545. Right part: RIG133568.

P L R 6"Wx11"D¹
 Pair part: FRMASMB7452. Left part: RIG133548. Right part: RIG133570.

P L R 5"Wx6"D
 Pair part: FRMASMB7449. Left part: RIG133544. Right part: RIG133567.

P L R 6"Wx8"D¹
 Pair part: FRMASMB7451. Left part: RIG133547. Right part: RIG133569.

P L R 8"Wx11"D²
 Pair part: FRMASMB7453. Left part: RIG133549. Right part: RIG133571.

3. Power Articulating, Swing-Away Legrest Accessories

Calf Pad (pair) 6"Wx6"H..... No Charge
 Part: MEC153735

Falcon Gel Padded Knee Adductor Buttons (KBE)(pair)\$125
 Part: INDPART2242. HCPCS: E0953
 Please verify the appropriate billing code to be used for this item with all third-party payors.

20.3. Swing-Away Legrests

Adjustable in 5° increments. Select a legrest upper, a legrest extension, and type of footplate. Pair (P), left (L), and right (R) configurations are selected by checking the appropriate boxes. Select legrest length in following section.

1a. 60°-90° Swing-Away Legrest Upper

P L R 60°-90° Swing-Away Legrest..... \$142.50 ea.
 Pair part: RIG120062. Left: FRMASMB17558.
 Right: FRMASMB17559
 Not available with 11"-13" extensions.

P L R 60°-90° Swing-Away Legrest, Short..... \$142.50 ea.*
 Pair part: RIG136481. Left: RIG132607.
 Right: RIG132609.
 For use only with 11"-13" lower extensions.

1b. 70° Swing-Away Legrest Upper

Only available with occupied transit WC-19 selections. Sold only in pairs. Select lower extension and footplates as pairs.

70° Tapered, Swing-Away Legrest (pair) \$285
 Pair part: FRMASMB8052
 Not available with 11"-13" extensions.

70° Tapered, Swing-Away Legrest, Short (pair)..... \$285
 Pair part: FRMASMB7843
 For use only with 11"-13" lower extensions.

60°-90° Swing-Away Legrest Compatibility Matrix	Power Recline or Static Seat			Power Tilt			Power Lift		
	Low	Med.	High	Low	Med.	High	Low	Med.	High
Extruded, 11"-16.5"	!	✓	✓	✓	✓	✓	✓	✓	✓
Extruded, 13"-16.5"	!	✓	✓	✓	✓	✓	✓	✓	✓
Extruded, 15.5"-19.5"	!	!	!	!	!	!	!	!	✓
Angle Adjustable, 13"-16.5"	!	✓	✓	✓	✓	✓	✓	✓	✓
Angle Adjustable, 15.5"-19.5"	!	!	!	!	!	!	!	!	✓
Multi-Axis, 11"-16.5"	!	✓	✓	✓	✓	✓	✓	✓	✓
Multi-Axis, 15.5"-19.5"	!	!	!	!	!	!	!	!	✓

11"-13" extension causes no interference at all seat-to-floor heights.

This rigging configuration causes no interference issues at this seat-to-floor height.
 This rigging configuration may have less than 1.75" clearance when fully extended and may interfere with the ground or reduce obstacle climbing ability.

Legrests section continued on following page.

20. LEGRESTS CONTINUED

2. Lower Extension

- | | | | |
|--------------------------------------------------------------------------------------------------------------------------------------------|----------------------------------------------------------------------------------------------------------------------------------------------------|----------------------------------------------------------------------------------------------------------------------------------------------|------------------------------------------------------------------------------------------------------------------------|
| <input type="checkbox"/> <input type="checkbox"/> <input type="checkbox"/> 11"-13" Length
Part: See XRef
N/A with Multi-axis. | <input type="checkbox"/> <input type="checkbox"/> <input type="checkbox"/> 11"-16.5" Length
Part: See XRef
N/A with Angle Adjustable. | <input type="checkbox"/> <input type="checkbox"/> <input type="checkbox"/> 13"-16.5" Length
Part: See XRef
N/A with Multi-Axis. | <input type="checkbox"/> <input type="checkbox"/> <input type="checkbox"/> 15.5"-19.5" Length
Part: See XRef |
|--------------------------------------------------------------------------------------------------------------------------------------------|----------------------------------------------------------------------------------------------------------------------------------------------------|----------------------------------------------------------------------------------------------------------------------------------------------|------------------------------------------------------------------------------------------------------------------------|

3a. Extruded Footplate(s)

- | | |
|--------------------------------------------------------------------------------------------------------------------------------------------------------------------------------------------------|----------------------------------------------------------------------------------------------------------------------------------------------------------------------------------------------------------------------------------------------------------|
| <input type="checkbox"/> <input type="checkbox"/> <input type="checkbox"/> 7.25"Wx6"D Extruded Footplate..... Standard
Part pair: FRMASMB7847. Left: FRMASMB7861
Right: FRMASMB7862 | <input type="checkbox"/> <input type="checkbox"/> <input type="checkbox"/> 8.5"Wx6"D Extruded Footplate Standard
Part pair: FRMASMB7848. Left: FRMASMB7863
Right: FRMASMB7864
May cause interference on seat widths less than 18." |
|--------------------------------------------------------------------------------------------------------------------------------------------------------------------------------------------------|----------------------------------------------------------------------------------------------------------------------------------------------------------------------------------------------------------------------------------------------------------|

3b. Angle Adjustable Footplate(s) with Heel Loop(s)

¹The 6"x11" footplates may cause interference with seat widths less than 18". ²The 8"x11" footplates may cause interference with seat widths less than 20".

- | | |
|---------------------------------------------------------------------------------------------------------------------------------------------------------------------------|----------------------------------------------------------------------------------------------------------------------------------------------------------------------------------------|
| <input type="checkbox"/> <input type="checkbox"/> <input type="checkbox"/> 4"Wx6"D \$87.50 ea.
Pair part: FRMASMB10564. Left: RIG133537. Right: RIG133560 | <input type="checkbox"/> <input type="checkbox"/> <input type="checkbox"/> 6"Wx8"D¹ \$87.50 ea.
Pair part: FRMASMB10567. Left: RIG133540. Right: RIG133563 |
| <input type="checkbox"/> <input type="checkbox"/> <input type="checkbox"/> 5"Wx6"D..... \$87.50 ea.
Pair part: FRMASMB10565. Left: RIG133538. Right: RIG133561 | <input type="checkbox"/> <input type="checkbox"/> <input type="checkbox"/> 6"Wx11"D¹ \$87.50 ea.
Pair part: FRMASMB10568. Left: RIG133541. Right: RIG133564 |
| <input type="checkbox"/> <input type="checkbox"/> <input type="checkbox"/> 5"Wx8"D \$87.50 ea.
Pair part: FRMASMB10566. Left: RIG133539. Right: RIG133562 | <input type="checkbox"/> <input type="checkbox"/> <input type="checkbox"/> 8"Wx11"D² \$87.50 ea.
Pair part: FRMASMB10569. Left: RIG133542. Right: RIG133565 |

3c. Multi-Axis Footplate(s) with Heel Loop(s)

¹The 6"x11" footplates may cause interference with seat widths less than 18". ²The 8"x11" footplates may cause interference with seat widths less than 20".

- | | |
|------------------------------------------------------------------------------------------------------------------------------------------------------------------------|-------------------------------------------------------------------------------------------------------------------------------------------------------------------------------------|
| <input type="checkbox"/> <input type="checkbox"/> <input type="checkbox"/> 4"Wx6"D \$260 ea.
Pair part: FRMASMB9456. Left: RIG133531. Right: RIG133552 | <input type="checkbox"/> <input type="checkbox"/> <input type="checkbox"/> 6"Wx8"D¹ \$260 ea.
Pair part: FRMASMB9459. Left: RIG133534. Right: RIG133555 |
| <input type="checkbox"/> <input type="checkbox"/> <input type="checkbox"/> 5"Wx6"D..... \$260 ea.
Pair part: FRMASMB9457. Left: RIG133532. Right: RIG133553 | <input type="checkbox"/> <input type="checkbox"/> <input type="checkbox"/> 6"Wx11"D¹ \$260 ea.
Pair part: FRMASMB9460. Left: RIG133535. Right: RIG133558 |
| <input type="checkbox"/> <input type="checkbox"/> <input type="checkbox"/> 5"Wx8"D \$260 ea.
Pair part: FRMASMB9458. Left: RIG133533. Right: RIG133554 | <input type="checkbox"/> <input type="checkbox"/> <input type="checkbox"/> 8"Wx11"D² \$260 ea.
Pair part: FRMASMB9461. Left: RIG133536. Right: RIG133559 |

4. Swing-Away Legrest Accessories

- | | |
|--------------------------------------------------------------------------------------------------------------|-----------------------------------------------------------------------------------------------------------------------|
| Heel Loops (pair)..... \$35
Part: FRMASMB7873.
Standard on angle adjustable and multi-axis footplates. | Wheel Bumper..... \$15 ea.
Part: See XRef
Gel Neoprene Footrest Sleeve (pair) \$130
Part: INDPART2243. |
|--------------------------------------------------------------------------------------------------------------|-----------------------------------------------------------------------------------------------------------------------|

20.4. Elevating Legrests

Select a legrest upper, a legrest extension, and type of footplate. Pair (P), left (L), and right (R) configurations are selected by checking the appropriate boxes. Select legrest length in following section.

1. Elevating Legrests Upper

- | |
|----------------------------------------------------------------------------------------------------------------------------------------------------------------------------------------------------------------------------------------------------|
| <input type="checkbox"/> <input type="checkbox"/> <input type="checkbox"/> Elevating Legrest Assembly \$275 ea.
Pair part: FRMASMB6483. Left: RIG138012
Right: RIG138013. HCPCS: E0990
Select lower extension and footplates |
|----------------------------------------------------------------------------------------------------------------------------------------------------------------------------------------------------------------------------------------------------|

2. Lower Extension

- | | |
|-------------------------------------------------------------------------------------------------------------------------------------------------------------------------------------|-------------------------------------------------------------------------------------------------------------------------------------------------------------------------------------|
| <input type="checkbox"/> <input type="checkbox"/> <input type="checkbox"/> 11"-14" Length
Pair: FRMASMB4755
Left: RIG138026
Right: RIG138030
For reinforced only | <input type="checkbox"/> <input type="checkbox"/> <input type="checkbox"/> 14"-17" Length
Pair: FRMASMB4756
Left: RIG138033
Right: RIG138035
For reinforced only |
| <input type="checkbox"/> <input type="checkbox"/> <input type="checkbox"/> 12"-14.5" Length
Part: See XRef
For angle adjustable only | <input type="checkbox"/> <input type="checkbox"/> <input type="checkbox"/> 14.5"-18" Length
Part: See XRef
For angle adjustable only |

3a. Reinforced Cast Footplate(s)

- | | |
|----------------------------------------------------------------------------------------------------------------------------------------------------------------------------------------------|------------------------------------------------------------------------------------------------------------------------------------------------------------------------------------------------------------------------------------------------------|
| <input type="checkbox"/> <input type="checkbox"/> <input type="checkbox"/> 7.25"Wx6"D Reinforced Footplate..... Standard
Pair part: FRMASMB4748. Left: RIG138055. Right: RIG138056 | <input type="checkbox"/> <input type="checkbox"/> <input type="checkbox"/> 8.5"Wx6"D Reinforced Footplate Standard
Pair part: FRMASMB4747. Left: RIG138060. Right: RIG138062
May cause interference on seat widths less than 18." |
|----------------------------------------------------------------------------------------------------------------------------------------------------------------------------------------------|------------------------------------------------------------------------------------------------------------------------------------------------------------------------------------------------------------------------------------------------------|

Elevating Legrest Compatibility Matrix	Power Recline or Static Seat			Power Tilt			Power Lift		
	Low	Med.	High	Low	Med.	High	Low	Med.	High
Reinforced, 11"-14"	✓	✓	✓	✓	✓	✓	✓	✓	✓
Reinforced, 14"-17"	!	!	✓	!	✓	✓	✓	✓	✓
Angle Adjustable, 12"-14.5"	✓	✓	✓	✓	✓	✓	✓	✓	✓
Angle Adjustable, 14.5"-18"	!	!	!	!	!	✓	!	!	✓

This rigging configuration causes no interference issues at this seat-to-floor height.
 This rigging configuration may have less than 1.75" clearance when fully extended and may interfere with the ground or reduce obstacle climbing ability.

Legrests section continued on following page.

20. LEGRESTS CONTINUED

3b. Angle Adjustable Footplate(s)

*The 6"x11" footplates may cause interference with seat widths less than 18". *The 8"x11" footplates may cause interference with seat widths less than 20". 4"x6" and 5"x6" footplates are only available in pairs.

<table border="0"> <tr> <td style="text-align: center;">P</td> <td style="text-align: center;">L</td> <td style="text-align: center;">R</td> <td>4"Wx6"D \$87.50 ea. <i>Pair parts: FRMASMB8812 x2.</i></td> </tr> <tr> <td style="text-align: center;">P</td> <td style="text-align: center;">L</td> <td style="text-align: center;">R</td> <td>5"Wx6"D..... \$87.50 ea. <i>Pair parts: FRMASMB8811 x2.</i></td> </tr> <tr> <td style="text-align: center;">P</td> <td style="text-align: center;">L</td> <td style="text-align: center;">R</td> <td>5"Wx8"D Footplates with Heel Loops \$87.50 ea. <i>Pair part: FRMASMB4735. Left: RIG137791. Right: RIG137792</i></td> </tr> </table>	P	L	R	4"Wx6"D \$87.50 ea. <i>Pair parts: FRMASMB8812 x2.</i>	P	L	R	5"Wx6"D..... \$87.50 ea. <i>Pair parts: FRMASMB8811 x2.</i>	P	L	R	5"Wx8"D Footplates with Heel Loops \$87.50 ea. <i>Pair part: FRMASMB4735. Left: RIG137791. Right: RIG137792</i>	<table border="0"> <tr> <td style="text-align: center;">P</td> <td style="text-align: center;">L</td> <td style="text-align: center;">R</td> <td>6"Wx8"D¹ Footplates with Heel Loops \$87.50 ea. <i>Pair part: FRMASMB4738. Left: RIG137793. Right: RIG137795</i></td> </tr> <tr> <td style="text-align: center;">P</td> <td style="text-align: center;">L</td> <td style="text-align: center;">R</td> <td>6"Wx11"D¹ Footplates with Heel Loops \$87.50 ea. <i>Pair part: FRMASMB4741. Left: RIG137796. Right: RIG137797</i></td> </tr> <tr> <td style="text-align: center;">P</td> <td style="text-align: center;">L</td> <td style="text-align: center;">R</td> <td>8"Wx11"D² Footplates with Heel Loops \$87.50 ea. <i>Pair part: FRMASMB4744. Left: RIG137798. Right: RIG137799</i></td> </tr> </table>	P	L	R	6"Wx8"D ¹ Footplates with Heel Loops \$87.50 ea. <i>Pair part: FRMASMB4738. Left: RIG137793. Right: RIG137795</i>	P	L	R	6"Wx11"D ¹ Footplates with Heel Loops \$87.50 ea. <i>Pair part: FRMASMB4741. Left: RIG137796. Right: RIG137797</i>	P	L	R	8"Wx11"D ² Footplates with Heel Loops \$87.50 ea. <i>Pair part: FRMASMB4744. Left: RIG137798. Right: RIG137799</i>
P	L	R	4"Wx6"D \$87.50 ea. <i>Pair parts: FRMASMB8812 x2.</i>																						
P	L	R	5"Wx6"D..... \$87.50 ea. <i>Pair parts: FRMASMB8811 x2.</i>																						
P	L	R	5"Wx8"D Footplates with Heel Loops \$87.50 ea. <i>Pair part: FRMASMB4735. Left: RIG137791. Right: RIG137792</i>																						
P	L	R	6"Wx8"D ¹ Footplates with Heel Loops \$87.50 ea. <i>Pair part: FRMASMB4738. Left: RIG137793. Right: RIG137795</i>																						
P	L	R	6"Wx11"D ¹ Footplates with Heel Loops \$87.50 ea. <i>Pair part: FRMASMB4741. Left: RIG137796. Right: RIG137797</i>																						
P	L	R	8"Wx11"D ² Footplates with Heel Loops \$87.50 ea. <i>Pair part: FRMASMB4744. Left: RIG137798. Right: RIG137799</i>																						

4. Elevating Legrest Accessories

Heel Loops (pair)..... \$35 <i>Part: FRMASMB7873</i>	Falcon Gel Padded Knee Adductor Buttons (KBE) (pair)\$125 <i>Part: INDPART2242</i>
Wheel Bumper..... \$15 ea. <i>Part: See XRef</i> <i>Available on angle adjustable footplates.</i>	^Please verify the appropriate billing code to be used for this item with all third-party payors.

21. SET LEGREST LENGTH

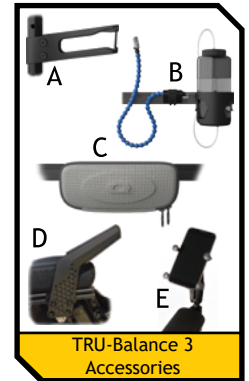
REQUIRED with matching left and right legrest configuration. Non-matching or individual legrest configurations lengths are not set by the manufacturer.

7" L (#3470)	8.5" L (#3473)	10" L (#3476)	11.5" L (#3479)	13" L (#3482)	14.5" L (#3485)	16" L (#3488)	17.5" L (#3491)	19" L (#3494)	20.5" L (#3497)	22" L (#3669)
7.5" L (#3471)	9" L (#3474)	10.5" L (#3477)	12" L (#3480)	13.5" L (#3483)	15" L (#3486)	16.5" L (#3489)	18" L (#3492)	19.5" L (#3495)	21" L (#3498)	22.5" L (#3670)
8" L (#3472)	9.5" L (#3475)	11" L (#3478)	12.5" L (#3481)	14" L (#3484)	15.5" L (#3487)	17" L (#3490)	18.5" L (#3493)	20" L (#3496)	21.5" L (#3600)	

22. ACCESSORIES

Optional. Multiple accessories can be mounted along the various tracks but some interference may occur.

TRU-Balance 3 Cane/Crutch Holder\$205 <i>Part: ACC152515 NOT COVERED BY AADL</i>	Not available with Heavy Duty armrests.
Quantum Backpack..... \$65 <i>Part: ACC1905853 NOT COVERED BY AADL</i>	TRU-Balance 3 Oxygen Holder \$110 <i>Part: ACC125006. NOT COVERED BY AADL</i>
TRU-Balance 3 Transfer Bar (Pair) (D).....\$305 <i>Part: ACC147773 NOT COVERED BY AADL</i> Not available with Heavy Duty armrests.	TRU-Balance 3 Clothing Guard (Pair)\$275 <i>Part: ACC125007 NOT COVERED BY AADL</i> Not available with Heavy Duty armrests.
TRU-Balance 3 Cup Holder..... \$20 <i>Part: ACC125003 NOT COVERED BY AADL</i> For use with TRU-Balance 3 (track style) armrests.	TRU-Balance 3 Glove Box (C)..... \$85 <i>Part: ACC125011 NOT COVERED BY AADL</i>
Cup Holder (Tube-style Armrest)..... \$20 <i>Part: ACCASMB2634 NOT COVERED BY AADL</i> For use with tube-style armrests.	Stealth Large Tablet Holder\$565 <i>Part: ACC141818 NOT COVERED BY AADL</i> Not available with Heavy Duty armrests.
TRU-Balance 3 Personal Item Hook..... \$20 <i>Part: ACC125008 NOT COVERED BY AADL</i> Not available with back cane option.	Trilogy Vent Tray.....\$420 <i>Part: ACC136791. NOT COVERED BY AADL</i>
TRU-Balance 3 Reflector Kit..... \$35 <i>Part: ACC124670 NOT COVERED BY AADL</i>	Compact Vent Tray\$1,495 <i>Part: ACC133889. NOT COVERED BY AADL</i>
TRU-Balance 3 Backpack Holder (Pair) (A) \$42 <i>Part: ACC147774 NOT COVERED BY AADL</i> Not available with back cane option.	Push Handles (pair)..... \$140 <i>Part: ACC147772 NOT COVERED BY AADL</i> Not available with oxygen holder, back cane option, or vent tray. Required with attendant manual recline.
TRU-Balance 3 Front Mounted \$95 Cell Phone/ Media Holder, X-Grip (E) <i>Part: ACC155835 NOT COVERED BY AADL</i> Not available with Heavy Duty armrests.	Accessory Bar \$90 <i>Part: MEC125098 NOT COVERED BY AADL</i> Horizontal rail attached to rear of seat. Standard with the Trilogy vent tray and oxygen holder.
TRU-Balance 3 Rear View Mirror \$35 <i>Part: ACC155833 NOT COVERED BY AADL</i>	Large, Black, Weather Cover\$240 <i>Part: ACCCOVR1021 NOT COVERED BY AADL</i>
	Q-Logic EX/NE Programmer\$625 <i>Part: ELEASMB6976 NOT COVERED BY AADL</i>



24. ALTERNATIVE CONTROLS AND ELECTRONICS

Optional. Select a type of specialty controls below. More options are available on the [Alternative Controls and Electronics order form](#).

24.1. Enhanced Display

Q-Logic 3 Enhanced Display Kit..... \$2,045
 Part: CTL167726 **AADL CODE W100**
 Select a color option below. Includes enhanced display, flexible gooseneck and mounting bracket. Features: 3.5" LCD display; up to 5 profiles to control drive, seat, and auxiliary functions; Bluetooth connectivity for mobile devices and mouse emulation; integrated single switch scanner; IR controls.



Q-Logic 3 Enhanced Display Shroud

Required with Q-Logic 3 Enhanced Display selection above. Reference colors shown on page 2.

Black, Soft Touch No Charge Part: DGN137728	Non-matching Shroud No Charge Select color below	Match Shroud to Base Color Standard Part: See color below	
Red Corvette Part: DGN137729-PRD1	Night Train Part: DGN137729-PBK3	Deep Purple Part: DGN137729-PPR5	Midnight Blue Part: DGN137729-PBU10
Electric Blue Part: DGN137729-PBU9	Pretty in Pink Part: DGN137729-PPK3	Grey Street Part: DGN137729-PSL3	Green Machine Part: DGN137729-PGN11
Back in Black Part: DGN137729-PBK1	Evolution Orange Part: DGN137729-POR7		

24.2. SCIM Module

Optional.

SCIM Module for Q-Logic 3 \$850
 Part: CTL168055 **AADL CODE W100**
 Allows use of joystick display for specialty devices. Available with Q-Logic 3 EX Joystick selection above. Up to 5 profiles to control drive, seat, and auxiliary functions, excluding sip-n-puff and single switch functions. A switch is required to operate the input device attached to the SCIM module.



24.3. Q-Logic 3 SAJ

Q-Logic 3 EX SAJ \$850
 Part: CTL143980 **AADL CODE W100**
 Must be used in conjunction with Enhanced Display or Q-Logic 3 Joystick.



24.4. Head Array

Adult, i-Drive Tri-Array Series, 3-Switch \$5,855 Head Array (IDHBT200-1) Part: ST-IDHBT200-1-Q. AADL CODE W100 Features bluetooth, head support, 3 non-proportional proximity sensors for drive control, an egg switch for reset mode change, and i-Drive smart box.	Adult, i-Drive Pro Series Head Array \$5,855 Head Array (IDHBT300-1) Part: ST-IDHBT300-1-Q. AADL CODE W100 Features bluetooth, head support with occipital pad and 2 swing-away spot pads for left and right side, 3 non-proportional proximity sensors, an egg switch for reset mode change, and i-Drive smart box.
----------------------------------------------------------------------------------------------------------------------------------------------------------------------------------------------------------------------------------------------------------------------------------------------------	---------------------------------------------------------------------------------------------------------------------------------------------------------------------------------------------------------------------------------------------------------------------------------------------------------------------------------------------------



24.5. Sip and Puff Drive

1. Sip and Puff Module

Sip and Puff Module for Q-Logic 3 \$1,695
 Part: CTL168056. **AADL CODE W100**
 Includes module and mounting hardware.



2. Sip and Puff Straw and Mount

Stealth Sip and Puff for Comfort Series, \$410 Left Mount (SP625-CL) Part: ST-SP625-CL-Q. AADL CODE W100 Includes straw and mounting hardware. Use with Stealth Comfort Plus headrests.	Stealth Sip and Puff for Stealth i-Drive, \$410 Head Array (SP625-U) Part: ST-SP625-U-Q. AADL CODE W100 Includes straw and mounting hardware. Use with Stealth i-Drive Head Arrays.
Stealth Sip and Puff for Comfort Series, \$410 Right Mount (SP622-CR) Part: ST-SP625-CR-Q. AADL CODE W100 Includes straw and mounting hardware. Use with Stealth Comfort Plus headrests.	



Alternative controls and electronics section continued on following page.

24. ALTERNATIVE CONTROLS AND ELECTRONICS CONTINUED

24.6. Egg Switches

<p>Red Egg Switch (ESRED)..... \$100 <i>Part: SWTMCRO1077 AADL CODE W100</i></p> <p>Blue Egg Switch (ESBLU)..... \$100 <i>Part: SWTMCRO1079 AADL CODE W100</i></p> <p>Black Egg Switch (ESBLK)..... \$100 <i>Part: SWTMCRO1081 AADL CODE W100</i></p>	<p>Green Egg Switch (ESGRN) \$100 <i>Part: SWTMCRO1078 AADL CODE W100</i></p> <p>Yellow Egg Switch (ESYEL) \$100 <i>Part: SWTMCRO1080 AADL CODE W100</i></p>
----------------------------------------------------------------------------------------------------------------------------------------------------------------------------------------------------------------------------------------------------------------------	------------------------------------------------------------------------------------------------------------------------------------------------------------------------------------



24.7. Switch Adapter

<p>2 to 1 Switch Adapter..... \$135 <i>Part: DWR1361H037 AADL CODE W100</i> Connects 2 single switches to a stereo jack to act as a dual switch.</p>	<p>\$135</p>
--------------------------------------------------------------------------------------------------------------------------------------------------------------------------------	--------------

24.8. Environmental Controls

<p>Q-Logic 3 ECU Module Kit..... \$1,780 <i>Part: CTL168057 AADL CODE W100</i></p>	<p>\$1,780</p>
-----------------------------------------------------------------------------------------	----------------

24.9. USB Mobile Device Charger

<p>USB Mobile Device Charger..... \$185 <i>Part: ELE168069 NOT COVERED BY AADL</i> Can charge 1 device. A multiplier harness is required and must be added when a Static Seat or Power Tilt Only seating system is chosen. The selection of more than 3 modules requires an additional multiplier.</p>	<p>\$185</p>
----------------------------------------------------------------------------------------------------------------------------------------------------------------------------------------------------------------------------------------------------------------------------------------------------------------------------------	--------------



MEDmobility