



Pride Mobility Products Co.

5096 South Service Rd, Beamsville, ON, L0R 1B3

Phone: 888-570-1113 | Fax: 866-514-1303 | Email: productorders@pridemobility.com

Q6 Edge® 2.0 Order Form with TRU-Balance® 3 Positioning (AADL W592/W991)

Account Number: _____ Date: _____

Provider Name: **MEDm&bility**

Contact: 5711- Calgary Trail NW

Phone: Edmonton AB T6H 2K1

Email: P:780-437-3300 • F:780-430-9381

PO Number: **AADL Vendor # 0000612578-001**

Marked for: _____

Ship to Address: _____

City: _____ Prov: _____ PC: _____



INTRODUCTION

This form is interactive when viewed with [Adobe Acrobat Reader](#). Complete the form by placing checks in the desired boxes and provide information in the interactive fields. Buttons shown at the bottom of the form may be utilized to print or submit the order form through a desktop email application. To email via a web-based application, please 'Save As' and attach the PDF to your email.

This order form contains a large variety of options to fulfill various patient needs. Descriptions and section notes, such as optional or required, are included to help you complete your order. Other part numbers can be found on the quote acknowledgment after this order form is submitted. Please contact Quantum® Sales at 888-570-1113 if assistance is needed. Send the completed order form by fax (866-514-1303) or email (productorders@pridemobility.com). Incomplete forms may delay the quote or order. Customer service will contact you if the order is incomplete or if there are compatibility issues. If special order requests are needed, be sure that the Patient Information section is completed

All prices are MSRP. Prices, specifications, part numbers, and availability are subject to change without notice. Prices and part numbers as shown are only available when configured as a complete power chair. Please contact technical service for accurate parts ordering.

Thank you for choosing Quantum!

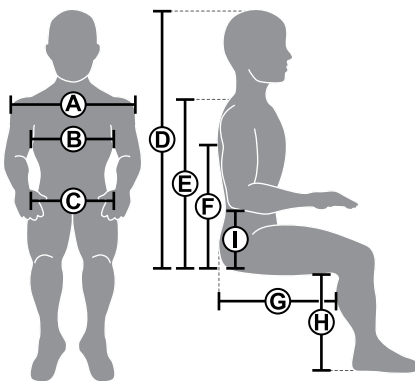
PATIENT INFORMATION

Weight: _____ Height: _____

A. Shoulder Width: _____ D. Max Sitting Height: _____ G. Thigh Depth: _____

B. Chest Width: _____ E. Shoulder Height: _____ H. Lower Leg Length: _____

C. Hip Width: _____ F. Axilla Height: _____ I. Elbow Height: _____



1. BASE MODEL

REQUIRED. 300 lb. weight capacity with standard 6 mph programmable motors and 8 amp off board charger. Dimensions of base without legrests: 24"Wx35.5"L

Quantum Q6 Edge 2.0..... \$8,170
Part: Q6 EDGE 2.0

2. DRIVE MOTORS

REQUIRED.

- 6 mph Drive Motors Standard
Part: MOT147433
- Accu-Trac Motor Technology \$995
Part: MOT147881. : K0108
Requires Q-Logic 3 electronics. Delivers enhanced traction and tracking, especially with switched drive controls.

3. BASE COLOR

REQUIRED. Select one shroud color. Colors shown here may differ from actual product depending on monitor/printer calibration used.

- Back in Black
Part: DGN1610108-PBK1
- Midnight Blue
Part: DGN1610108-PBU10

4. BASE MOUNTED LIGHTS

Optional. Select only one option. Seat Mounted, LED, Full Light Package option can be found later on this form.

4.1a. Fender Lights

Fender lights operate by pressing included single switch button. Fender lighting is not available with Single Actuator Control through Toggle Box.

- Switch Fender Lights (without iLevel 12" Lift System) \$240
Part: XRF000177 **NOT COVERED BY AADL**
- Switch Fender Lights, Setup for iLevel 12" Lift System ... No Charge
Part: DGN154117

4.1b. Base Mounted Light

- Base Mounted, LED, Full Light Package \$770
Part: XRF000129 **NOT COVERED BY AADL**
Requires Q-Logic 3 Joystick for Full Light Package.

5. QUANTUM BACKUP CAMERA

Optional. The backup camera may interfere with armrest mounted accessories such as media device holder.

- Quantum Backup Camera \$475
Part: MEC1910365 **NOT COVERED BY AADL**
Requires Q-Logic 3 electronics.

1. Optional Mounting Bracket

- Backup Camera Headrest Bracket \$30
Part: MEC1910373 **NOT COVERED BY AADL**
Works with .5" x .5" vertical supports only.



6. WHEEL OPTIONS

REQUIRED. Select a type of drive wheels and accent color. Knobby tires increase overall base width by 1.5".

6.1. Drive Wheels

- | | |
|---|---|
| <ul style="list-style-type: none"> 3"x14" Flat Free Black Tires (No Accent Color)..... Standard
Part: PTOINDV3525 (pair) 3"x14" Flat Free Black Tires for Wheel Accents No Charge
Part: WHL1611297 x2 4"x14" Knobby, Flat Free Black Tires (No Accent Color) \$120
Part: WHL1903913 x2 | <ul style="list-style-type: none"> 3"x14" Pneumatic Black Tires (No Accent Color)..... No Charge
Part: WHL150034 x2 3"x14" Pneumatic Black Tires for Wheel Accents No Charge
Part: WHL1611296 x2 4"x14" Knobby, Pneumatic Black Tires (No Accent Color) \$120
Part: WHL147599 x2 |
|---|---|

6.2. Drive Wheel Accent Color

Optional. Sold in Pairs (parts below will be quantity of 2). Not available with knobby tires.

- | | | |
|--|--|--|
| <ul style="list-style-type: none"> Back in Black Accent Color..... \$42.50 ea.
Part: XRF000179 x2 Red Corvette Accent Color \$42.50 ea.
Part: XRF000180 x2 Night Train Accent Color \$42.50 ea.
Part: XRF000181 x2 Grey Street Accent Color \$42.50 ea.
Part: XRF000182 x2 Deep Purple Accent Color..... \$42.50 ea.
Part: XRF000184 x2 | <ul style="list-style-type: none"> Pretty in Pink Accent Color \$42.50 ea.
Part: XRF000185 x2 Evolution Orange Accent Color . \$42.50 ea.
Part: XRF000186 x2 Midnight Blue Accent Color \$42.50 ea.
Part: XRF000187 x2 Electric Blue Accent Color \$42.50 ea.
Part: XRF000188 x2 Lemon Crush Accent Color..... \$42.50 ea.
Part: XRF000189 x2 | <ul style="list-style-type: none"> Green Machine Accent Color \$42.50 ea.
Part: XRF000190 x2 Military Green Accent Color \$42.50 ea.
Part: XRF000191 x2 |
|--|--|--|

7. BATTERIES

Optional. The powerchair requires 2 batteries and will be installed if ordered.

- NF-22, Gel Cell, Interceptor Battery..... \$300 ea.
Part: BAT1704613. : **NOT COVERED BY AADL**
- NF-22, Gel Cell, MK Battery \$400 ea.
Part: BATGEL1008. : E2361

8. ELECTRONICS

REQUIRED. Select a type of drive control from the following sections. The No Joystick option is used to omit the joystick and utilize another control, such as a specialty control at the end of this form or found on the [Alternative Controls and Electronics Order Form](#).

8.1a. Non-Expandable Controls

Select a joystick below or omit selection if another controller type is desired. Non-expandable does not allow supplementary drive controllers.

NE 4-Key Joystick.....Standard
Part: CTLDC1554
Available with Tilt Only through Toggle.

NE+ 6-Key Joystick (1 Actuator)..... No Charge
Part: CTLDC1560
Control of one actuator through Joystick on single power base model (3SP-SS) only.

NE+ 6-Key Joystick (2 Actuators) No Charge
Part: XRF000001
Control up to 2 actuators through joystick.

NE+ 8-Key Joystick (2 Actuators) No Charge
Part: CTLDC1561
Control up to 2 actuators through joystick and full light package.

No Joystick, Setup for NE+ Joystick No Charge
Part: XRF000009



NE+ 6 Key Joystick

8.1b. Expandable Controls - Quantum Intelligent Systems™

Select expandable controls or omit selection if another controller type is desired. Expandable controls allow multiple or specialized controllers.

2. Q-Logic 3 Joystick

Q-Logic 3e Joystick\$620
Part: CTL1910600
Can operate full light package. Not available with alternative or specialty controls.

Q-Logic 3 EX Joystick.....\$900
Part: CTL167724

Q-Logic 3 EX Joystick for Full Lights\$900
Part: CTL167725 **NOT COVERED BY AADL**

No Joystick, Setup for Q-Logic
Part: XRF000010



Q-Logic 3 EX Joystick

8.2. Q-Logic 3 Joystick Armor

REQUIRED with Q-Logic 3 EX Joystick selections above. Not available with Q-Logic 3e Joystick. Reference colors shown on page 2. *Night train joystick armor will be the black, soft touch.

Black, Soft Touch No Charge
Part: DGN124307
Also matches Night Train shrouds.

Non-matching Armor No Charge
Part: PTOINDV3422
Select color below

Match Armor to Base Color Standard
Part: PTOINDV3421

Red Corvette
Part: DGN124336-PRD1
Back in Black
Part: DGN124336-PBK1

Grey Street
Part: DGN124336-PSL3
White Satin
Part: DGN124336-PWH2

Pretty in Pink
Part: DGN124336-PPK3
Evolution Orange
Part: DGN124336-POR7

Electric Blue
Part: DGN124336-PBU9
Lemon Crush
Part: DGN124336-PYL4

Military Green
Part: DGN124336-PGN8

--- Night Train*
--- See Black, Soft Touch

Deep Purple
Part: DGN124336-PPR5

Midnight Blue
Part: DGN124336-PBU10

Green Machine
Part: DGN124336-PGN11

9. JOYSTICK HANDLES

Optional. The NE/NE Plus Joysticks are standard with a carrot handle (See A in image). The optional handle will be mounted to the joystick and the standard handle will be shipped with the unit.

Mushroom Handle (B) \$120
Part: ACCASMB1860.

Chin Cup (C)..... \$85
Part: ACCASMB186190

T-Bar (D) \$160
Part: ACCASMB1858.

Medium Ball Handle (E)..... \$70
Part: ACCASMB1859.

Soft Ball Handle (F)..... \$120
Part: ACCASMB1856.

Extended I-Handle (G) \$140
Part: ACCASMB1857.

Bodypoint 3" Goal Post Handle \$180
Part: PLSKNCP1057.

Bodypoint 4" Goal Post Handle \$180
Part: PLSKNCP1058.



Joystick Handles

10. JOYSTICK MOUNTING BRACKETS

Optional. Select a mount to be used with a joystick selected in previous section.

10.1a. Fixed, In-line Joystick Bracket

Fixed, In-line, Bracket for Q-Logic 3Standard
Part: FRMASMB10617

Fixed, In-line, Bracket for NE/NE+Standard
Part: FRMASMB12744


10.1.b. Swing-Away (Retractable) Joystick Bracket

Allows the joystick to retract to the side of the armrest while maintaining the same joystick orientation.


Adjustable Swing-away \$265
Part: Various.
As pictured to the right "Swing Away Joystick"

Basic Swing-away \$265
Part: Various.
Magnetic latching mechanism.
Stealth Height Adjustable Receiver recommended.

Offset Swing-away \$265
Part: Various.
Magnetic latching mechanism.
As pictured to the right "Swing Away Joystick Offset Mount (Right)"



Swing Away Joystick



Swing Away Joystick Offset Mount (Right)

10. JOYSTICK MOUNTING BRACKETS CONTINUED

10.1c. Specialty Joystick Mounts

Select a bracket and side to mount it.

Retract4 Mount\$450

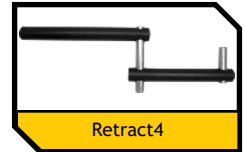
Part: XRF000003. : **CLINICAL JUSTIFICATION**
Full 180° of movement that translates into multi-position use, straight, right offset, left offset, or fold away. Joystick orientation varies as bracket is adjusted.

Multi-Axis Mount \$100

Part: XRF000004
Allows height adjustment of joystick.

Stealth Swing-Away/Flip Down Bracket\$300

Part: XRF000005. : E1028
Allows the joystick to pivot to side of armrest, or flip-down if bracket is adjusted.



10.2. Joystick Mount Location

Left Side Mount
Part: PTOINDV1225

Right Side Mount
Part: PTOINDV1226

11. TRU-BALANCE® 3 SEATING - QUANTUM INTELLIGENT SYSTEMS™

REQUIRED. Maximum seat size is 22"W x 22"D.

11.1. TRU-Balance 3 Configuration

TRU-Balance 3 Static Seat\$1,045

Part: PTOINDV3442
20° of limited recline adjustment (-5/ +15) via gas strut within back cover.

TRU-Balance 3 Power Tilt Only\$6,245

Part: PTOINDV3443. : E1002
50° Center of Gravity (CG) power tilt seating system.

TRU-Balance 3 Power Recline Only \$7,875

Part: PTOINDV3444. : E1004
175° of power recline.

TRU-Balance 3 Power Tilt & Recline.....\$13,125

Part: PTOINDV3446. : E1007
50° CG power tilt with 175° of power recline. Full drive lockout at 20°.

11.2. 12" Power Lift

Optional. Select one option below.

TRU-Balance 3, 12" Power Lift with iLevel®\$2,995

Part: PTOINDV3773. : **NOT COVERED BY AADL**
12" of scissor lift with iLevel® System. Not available with high speed motors or manual recline.



11.3. Occupied Transit Kit

Optional. The power base is standard with Unoccupied Transit Loops. 60" Sure-Lok Lap Belt is required with Occupied Transit Option. Only available with 16"-20" width and depth packages. To determine if your chair is WC-19 compliant (occupied), please refer to this website: <http://wc-transportation-safety.umtri.umich.edu/crash-tested-product-lists/wheelchairs>

WC-19 Occupied Transit Option..... \$400

Part: KIT152047 **NOT COVERED BY AADL**

11.4. Seat Dimension - Width

REQUIRED with seat selection. Maximum seat width is 22". Part number is SETWDTH plus number following # below. 12" Width is not available with 16" and 17" Depth. 13" and 15" widths are only available with non-matching back width.

12" W (#1002)	13" W (#1003)	14" W (#1004)	15" W (#1005)	16" W (#1006)	17" W (#1007)	18" W (#1008)	19" W (#1009)	20" W (#1010)	21" W (#1011)	22" W (#1012)
------------------	------------------	------------------	------------------	------------------	------------------	------------------	------------------	------------------	------------------	------------------

11.5. Seat Dimension - Width Package

REQUIRED with seat selection.

12"-16" Width Package
Part: XRF000006

14"-16" Width Package
Part: XRF000007

16"-20" Width Package
Part: XRF000008

20"-24" Width Package
Part: XRF000158
Maximum width is 22".

11.6. Seat Dimension - Depth

REQUIRED with seat selection. Maximum seat depth is 22". Part number is SETDPTH plus number following # below.

12" D (#1002)	13" D (#1003)	14" D (#1004)	15" D (#1005)	16" D (#1006)	17" D (#1007)	18" D (#1008)	19" D (#1009)	20" D (#1010)	21" D (#1011)	22" D (#1012)
------------------	------------------	------------------	------------------	------------------	------------------	------------------	------------------	------------------	------------------	------------------

11.7. Seat Dimension - Depth Package

REQUIRED with seat selection.

12"-16" Depth Package
Part: XRF000011

14"-16" Depth Package
Part: XRF000012

16"-20" Depth Package
Part: XRF000013

20"-24" Depth Package
Part: XRF000159
Maximum depth is 22".

11.8. Seat to Floor Height

REQUIRED. Select a seat to floor height compatible with the seat functions previously selected.

16.5" Seat to Floor
Part: PTOINDV3459
Not available with Power Tilt or Power Lift Configurations.

17.5" Seat to Floor
Part: PTOINDV3460

18.5" Seat to Floor
Part: PTOINDV3463

19.5" Seat to Floor
Part: PTOINDV3505
Not available with Static Seat or Power Recline only.

TRU-Balance 3 Seating section continued on following pages.

11. TRU-BALANCE 3 SEATING CONTINUED

11.10. Back Type Selection

REQUIRED. Match a choice in this section with the options in the following back cushion configuration section.

Redesigned, Static Type Back \$735

Part: XRF000014

12" and 24" back width will use the TRU-Balance 3 Back assembly. Select a back cushion configuration in the subsequent section.

Back Cane Option Standard

Part: XRF000015

Available only with TRU-Balance 3 Static Seat and Power Tilt (1 actuator) selections. Select cane type, back cane height, and back cushion configuration below.

Redesigned, Flip Forward Back \$735

Part: XRF000016

12" and 24" back width will use the TRU-Balance 3 Back assembly. Available with Static Seat and Power Tilt (1 actuator). Only available with 2-post, flip back or pediatric armrests. Not available with 12"-14" width or with attendant manual recline. Select a back cushion type in the subsequent section.

11.11. Back Cane Selection (Back Cane Option Only)

REQUIRED when Back Cane Option is selected above. Select type and height of back canes.

1. Back Cane Type

Angle Adjustable Back Cane No Charge

Part: MEC140266

Flip Forward Back Cane No Charge

Part: XRF000273

2" Endomorph (1" per side) Back Cane No Charge

Part: XRF000269

4" Endomorph (2" per side) Back Cane No Charge

Part: XRF000271

2. Back Cane Height

16"H Cane
Part: FRMASMB15834

20"H Cane
Part: FRMASMB15838

24"H Cane
Part: FRMASMB15842

17"H Cane
Part: FRMASMB15835

21"H Cane
Part: FRMASMB15839

25"H Cane
Part: FRMASMB15843

11.12. Back Cushion Configuration

REQUIRED. Sport Back and TRU-Comfort Back selections up to 22" back width will be the Sport 4 or TRU-Comfort 4 back cushions. Sport back and TRU-Comfort back selections of 24" back width will be the Sport or TRU-Comfort 2 back cushions. Select a configuration type and applicable dimensions. See the Sport, Q-Back, and TRU-Comfort back availability chart for stock order back size ranges. Other size backs may be available with special order and extended lead time.

1a. Sport Back/Omit/After-Market Interface

Sport Back No Charge

Part: XRF000017

Complete following width package and size.

Omit Back Pan/Cushion No Charge

Part: PTOINDV1287

Select a following width package.

After-market Back Interface No Charge

Part: ST-SSAPT4-Q. Select a set width in following section, range of 12"-21". Overall seat depth may need to be adjusted to accommodate certain backs. May interfere with gel/waterfall armpads and arm through. Does not include brackets to mount after-market backs. A Special Order is required on back widths less than 16".

TRU-Balance 3 Seating section continued on following pages.

11. TRU-BALANCE 3 SEATING CONTINUED

11.13. TRU-Balance 3 Back Shroud

REQUIRED. The back shroud is a feature of the TRU-Balance 3 seating system and is available in matching shroud colors. The back shroud is not available when Omit Back Pan/Cushion is selected. Reference colors shown on page 2.

Red Corvette Part: XRF000019	Grey Street Part: XRF000023	Evolution Orange Part: XRF000028	Lemon Crush Part: XRF000032
Cherry Bomb Part: XRF000020	Deep Purple Part: XRF000025	Midnight Blue Part: XRF000029	Green Machine Part: XRF000033
Back in Black Part: XRF000021	Raspberry Beret Part: XRF000026	Electric Blue Part: XRF000030	Military Green Part: XRF000034
Night Train Part: XRF000022	Pretty in Pink Part: XRF000027	Blue Jean Part: XRF000031	Sugar Plum Part: XRF000035

11.14. Lateral Positioning Wedge

Optional.

Lateral Positioning Wedge, pair \$30
 Part: SET123465
 Available with Sport and TRU-Comfort backs. Not available on power tilt backs 16"-17"H with limited adjustability on 18" H. Not available on power recline back 19"-20"H with limited adjustability on 21"H.

11.15. Back Width Package

REQUIRED except when Omit Back Pan/Cushion is selected. Available with +/-4" of seat width.

Match Seat Width Selections Part: PTOINDV3468	14"W-16"W Package Part: XRF000037	18"W-22"W Package Part: XRF000039
10"W-14"W Package Part: XRF000036	16"W-20"W Package Part: XRF000038	20"W-24"W Package Part: XRF000040

11.16. Back Width

REQUIRED except when Omit Back Pan/Cushion is selected. Available with +/-4" of seat width.

12" Back Width Part: PTOINDV3562	17" Back Width Part: PTOINDV3565	20" Back Width Part: PTOINDV3568	24" Back Width Part: PTOINDV3571
14" Back Width Part: PTOINDV3563	18" Back Width Part: PTOINDV3566	21" Back Width Part: PTOINDV3569	
16" Back Width Part: PTOINDV3564	19" Back Width Part: PTOINDV3567	22" Back Width Part: PTOINDV3570	

Overall Height	Back Type	Tilt or Static Width												Recline Width											
		12"	14"	15"	16"	17"	18"	19"	20"	21"	22"	24"	12"	14"	15"	16"	17"	18"	19"	20"	21"	22"	24"		
14"	T	-	-	-	-	-	-	-	-	-	-	-	-	-	-	-	-	-	-	-	-	-			
15"	T	-	-	-	-	-	-	-	-	-	-	-	-	-	-	-	-	-	-	-	-	-			
16"	S	S	T	S	T	S	T	S	T	S	T	S	T	-	-	-	-	-	-	-	-	-			
17"	S	S	T	S	T	S	T	S	T	S	T	S	T	-	-	-	-	-	-	-	-	-			
18"	-	S	T	S	T	S	T	S	T	S	T	S	T	-	-	-	-	-	-	-	-	-			
19"	-	S	T	S	SQT	S	T	SQT	S	T	SQT	S	T	S	T	S	T	S	T	S	T	S			
20"	-	S	T	S	SQT	S	T	SQT	S	T	SQT	S	T	S	T	S	T	S	T	S	T	S			
21"	-	S	T	S	SQT	S	T	SQT	S	T	SQT	S	T	-	-	-	-	-	-	-	-	-			
22"	-	S	T	S	SQT	S	T	SQT	S	T	SQT	S	T	-	-	-	-	-	-	-	-	-			
23"	-	S	T	S	S	T	S	T	S	T	S	T	-	-	-	-	-	-	-	-	-	-			
24"	-	S	T	S	S	T	S	T	S	T	S	T	S	-	-	-	-	-	-	-	-	-			
25"	-	S	T	S	S	T	S	T	S	T	S	T	S	-	-	-	-	-	-	-	-	-			
26"	-	S	T	S	S	T	S	T	S	T	S	T	-	-	-	-	-	-	-	-	-	-			
27"	-	S	T	S	S	T	S	T	S	T	S	T	-	-	-	-	-	-	-	-	-	-			
28"	-	S	T	S	S	T	S	T	S	T	S	T	-	-	-	-	-	-	-	-	-	-			
29"	-	S	T	S	S	T	S	T	S	T	S	T	-	-	-	-	-	-	-	-	-	-			
30"	-	-	-	-	-	-	-	-	-	-	-	-	-	-	-	-	-	-	-	-	-	-			
31"	-	-	-	-	-	-	-	-	-	-	-	-	-	-	-	-	-	-	-	-	-	-			
32"	-	-	-	-	-	-	-	-	-	-	-	-	-	-	-	-	-	-	-	-	-	-			

Sport, Q-Back, and TRU-Comfort Back Availability Chart

TRU-Balance 3 Seating section continued on following pages.

11. TRU-BALANCE 3 SEATING CONTINUED

11.17. Overall Back Height

Static Seat and Power Tilt available height range: 14"-25"H. Odd heights include 4" gap and even heights include 3" gap between seat pan and bottom of back cushion. Power Recline available height range: 19"-28"H. Odd heights include 6" gap and even heights include 7" gap. See the Sport and TRU-Comfort back availability chart for stock order back size ranges.

14" Height Part: SETHGHT1027	17" Height Part: SETHGHT1030	20" Height Part: SETHGHT1033	23" Height Part: SETHGHT1036	26" Height Part: SETHGHT1039
15" Height Part: SETHGHT1028	18" Height Part: SETHGHT1031	21" Height Part: SETHGHT1034	24" Height Part: SETHGHT1037	27" Height Part: SETHGHT1040
16" Height Part: SETHGHT1029	19" Height Part: SETHGHT1032	22" Height Part: SETHGHT1035	25" Height Part: SETHGHT1038	28" Height Part: SETHGHT1041

11.18. Power Tilt Privacy Flap

Optional. A privacy flap is standard with power recline systems. This selection is to add a flap for power tilt only systems.

Privacy Flap, 9.75"\$40 Part: DWR1044E456B	Privacy Flap, 12.75"\$40 Part: DWR1044E456A
---	--

12. TRU-BALANCE 3 ARMRESTS

REQUIRED. Select the desired type of armrest below. Please read notes to ensure seating compatibility. Be sure to also select an armrest size and armpad type.

12.1a. Flip-Back, 8"-16" H Armrests

Choose a left and right armrest and set height in the following section. Not available with waterfall armpads. Not available with Back Cane Option.

<input type="checkbox"/> L <input type="checkbox"/> R Flip-Back, 8"-16"H Armrests\$145 ea. Left part: ARM1806662. Right part: ARM1806663

Armrest Support

Optional. Available up to 2" difference between seat and back width via endomorph or mesomorph configuration. Not available less than 16" width seat or back.

<input type="checkbox"/> L <input type="checkbox"/> R Flip-Back Armrest Downpost\$115 ea. Left part: XRF000265. Right part: XRF000266
--

12.1b. Two-Post, Flip-Back, Height Adjustable, Removable Armrests

Select a left and right armrest and set the left and right heights in the following section. These armrests may interfere with offset backs/ back canes. Not available with a depth less than 16". Required with flip forward back and lap trays.

<input type="checkbox"/> L <input type="checkbox"/> R Full Length, Two-Post Armrest.....\$145 ea. Left part: XRF000047. Right part: XRF000048	<input type="checkbox"/> L <input type="checkbox"/> R Desk Length, Two-Post Armrest\$145 ea. Left part: XRF000049. Right part: XRF000050
--	---

12.1c. Heavy Duty, Single Post, Height Adjustable, Removable Armrests

Select a type of HD removable armrests and the set height in the following section. Only one height package is selectable as a normal configuration. Payer coding, coverage, and bundling guidelines may apply.

8"-12"H, Single Post, Height Adjustable, Removable,\$130 ea. Heavy Duty (Sold in pairs) Part: XRF000055.	10"-14"H, Single Post, Height Adjustable, Removable,.....\$130 ea. Heavy Duty (Sold in pairs) Part: XRF000056.
--	--

12.2. Armrest Height

REQUIRED. Set left and right armrest height. Note the available height range in the option description.

1. Left Armrest Height

8" H PTOINDV3535	10" H PTOINDV3537	12" H PTOINDV3539	14" H PTOINDV3541	16" H PTOINDV3543
9" H PTOINDV3536	11" H PTOINDV3538	13" H PTOINDV3540	15" H PTOINDV3542	

2. Right Armrest Height

8" H PTOINDV3450	10" H PTOINDV3452	12" H PTOINDV3454	14" H PTOINDV3456	16" H PTOINDV3458
9" H PTOINDV3451	11" H PTOINDV3453	13" H PTOINDV3455	15" H PTOINDV3457	

12.3. Armrest Size

REQUIRED. Select a left (L) and right (R) armrest size. This also affects armpad selection.

<input type="checkbox"/> L <input type="checkbox"/> R 10" Length Left part: XRF000057. Right part: XRF000123	<input type="checkbox"/> L <input type="checkbox"/> R 14" Length Left part: XRF000058. Right part: XRF000124	<input type="checkbox"/> L <input type="checkbox"/> R 17" Length Left part: XRF000059. Right part: XRF000125 Only available with Flip-Back, 8"-16" H Armrests and straight arm pads.
--	--	--

TRU-Balance 3 Seating section continued on following page.

13. TRU-BALANCE 3 ARMPADS

REQUIRED. Please note that waterfall and gel armpads may cause interference with the seat back.

13.1a. Omit Armpad

Select one below if aftermarket armpads or handpads are required. See [Positioning Components Order Form](#).

- | | |
|---|--|
| No Armpad Selection..... No Charge
Part: XRF000060
Not available with Flip-back, 8"-16" H armrests. | Interface for Aftermarket Pad No Charge
Part: ARM1806928
Only available with Flip-back, 8"-16" armrests. |
|---|--|

13.1b. Foam Armpads

- | | |
|---|---|
| L R Straight, Armpad Standard
Left part: XRF000061. Right part: XRF000126 | L R Waterfall, Armpad No Charge
Left part: XRF000062. Right part: XRF000127
Not available with Flip-back, 8"-16" armrests. |
|---|---|

13.1c. Gel Armpads

Sold only in pairs. Armpads are 3" wide. Manufacturer part number for full length is 314G and desk length is 310G.

a. Falcon Gel Armpads for Flip-Back Armrests

- | | |
|---|---|
| Falcon Gel, Full Length Left and Right \$300
Part: ARM1806807 NOT COVERED BY AADL | Falcon Gel, Desk Length Left, Full Length Right..... \$300
Part: ARM1806810 NOT COVERED BY AADL |
| Falcon Gel, Full Length Left, Desk Length Right..... \$250
Part: ARM1806813 NOT COVERED BY AADL | Falcon Gel, Desk Length Left and Right \$250
Part: ARM1806806 NOT COVERED BY AADL |

b. Falcon Gel Armpads for Tube Style Armrests

- | | |
|--|--|
| Falcon Gel, Full Length Left and Right \$300
Part: ARM136438 NOT COVERED BY AADL | Falcon Gel, Desk Length Left, Full Length Right..... \$300
Part: ARM136439 NOT COVERED BY AADL |
| Falcon Gel, Full Length Left, Desk Length Right..... \$250
Part: ARM136442 NOT COVERED BY AADL | Falcon Gel, Desk Length Left and Right \$200
Part: ARM136437 NOT COVERED BY AADL |

14. TRU-BALANCE 3 ARMREST BRACKETS

14.1. Joystick Bracket

REQUIRED.

- | | |
|---|--|
| Standard Fixed Receiver Standard
Part: XRF000063 | Stealth Height Adjustable Receiver \$194
Part: XRF000064. : K0108 |
|---|--|



14.2. Side Track Accessory Bracket for Flip-Back Armrests

Optional. Only available with flip-back, 8"-16" H armrests. This adds a 47mm channel to the side of the armrest to allow mounting of accessories with t-nuts.

- | |
|--|
| Flip-Back Armrest, Side Track Accessory Bracket \$25
Part: MEC1809178 |
|--|

15. TRU-BALANCE 3 HEADRESTS

Optional. Select a headrest pad and bracket.

15.1a. Headrests, Comfort Plus with Cool Core

1. Headrest Pads

- | | |
|--|--|
| Stealth 8" Comfort Plus, Cool Core (CP08CCFPM) \$279
Part: ST-CP08CCFPM-Q. AADL CODE V081 | Stealth 14" Comfort Plus, Cool Core (CP14CCFPM) \$279
Part: ST-CP14CCFPM-Q. AADL CODE V081 |
| Stealth 10" Comfort Plus, Cool Core (CP10CCFPM) \$279
Part: ST-CP10CCFPM-Q. AADL CODE V081 | Stealth 6", Comfort Plus, Cool Core (CP06CCFPM) \$279
Part: ST-CP06CCFPM-Q. AADL CODE V081 |

2. Headrest Brackets

- | |
|--|
| Comfort Plus Headrest Mounting Bracket, UniLink..... \$485
Part: ST-UHB2D33200-Q. AADL CODE N535 |
|--|

15.1b. Headrests, Comfort Plus and Stealth Contoured

1. Headrest Pads

- | | |
|--|---|
| Stealth 8" Comfort Plus (CP450)..... \$221
Part: POS148484. E0955 AADL CODE V081 | Stealth 14" Comfort Plus (CP150) \$221
Part: INDPART2327. E0955 AADL CODE V081 |
| Stealth 10" Comfort Plus (CP250) \$221
Part: SETHEAD1057. E0955 AADL CODE V081 | Pediatric Comfort Plus (6"Wx4.5"H) (CPN350) \$221
Part: SETHEAD1069. E0955 AADL CODE V081 |

2. Headrest Brackets

- | |
|---|
| Multi-Axis Removable Headrest Bracket (HMO475P) \$232
Part: HDWASMB1084. AADL CODE N533 |
|---|

16. LAP BELTS

REQUIRED. Select a lap belt below.

16.1a. Standard Lap Belts

38" Lap Belt Part: ACCBELT1006	50" Lap Belt Part: ACCBELT1000	60" Lap Belt Part: ACCBELT1002	70" Lap Belt Part: ACCBELT1003	80" Lap Belt Part: ACCBELT1004	90" Lap Belt Part: ACCBELT1001
--	--	--	--	--	--

16.1b. Optional Lap Belts

Stealth Retractable Lap Belt (IFRB5350)\$175 Part: ST-IFRB5350 NOT COVERED BY AADL	i-Fit 60" Single Pull, Push Button, Extra Large Padded (11.5"), 2" Belt (IFPB5315) \$134 Part: ST-IFPB5315-Q AADL CODE N527
i-Fit 60" Single Pull, Push Button, Medium (7.5") Padded, 1.5" Belt (IFPB5213) \$134 Part: ST-IFPB5213-Q AADL CODE N527	60" Sure-Lok Lap Belt (Non-retractable) \$200 Required with ISO 7176-19 Compliant Transit Option. Part: ACCBELT1016 NOT COVERED BY AADL
i-Fit 60" Single Pull, Push Button, Large Padded (9.5"), 2" Belt (IFPB5314) \$134 Part: ST-IFPB5314-Q AADL CODE N527	

17. TRU-BALANCE 3 LEGREST CONTROLS

Optional. Specific power legrest options are selected later in this form. Select the control type here, if power legrests are desired, to assist the selection of the power positioning electronics.

- Independent Legrests (adds 2 actuator control requirement)** Part: XRF000108
- Articulating Foot Platform (adds 1 actuator control requirement)** Part: XRF000110
- Combined Legrests (adds 2 actuator control requirement)** Part: XRF000109

18. LEGRESTS

Optional. All efforts will be made to accommodate legrest length selection, but minor changes may need to be made to meet shipping guidelines. Some adjustments may be needed upon receipt of the unit. Reference the section's compatibility matrix for legrest interference.

18.1a. Base Mounted Foot Platform

May interfere with seat mounted legrests. Not available with center mount foot platforms.

Base Mounted Foot Platform Standard Part: FRMASMB16077	Omit base mounted foot platform No Charge Part: PTOINDV3674
Bell Shaped, Base Mounted Foot Platform \$235 Part: RIGASMB7120041	

18.1b. Basic Center Mount Foot Platform

1. Basic Center Mount Foot Platform Assembly

Basic Center Mount \$200 Part: XRF000323
--

Short	Medium	Long
8"-10"	10"-14"	14"-20"
Basic Center Mount Extension Range		

2. Basic Center Mount Extension and Angle Adjustable Footplates

Short Extension, 5"x9" Footplates Part: XRF000312. HCPCS: K0040	Long Extension, 5"x9" Footplates Part: XRF000314. HCPCS: K0040
Medium Extension, 5"x9" Footplates Part: XRF000313. HCPCS: K0040	

3. Basic Center Mount Calf Pads

Small Calf Pads, Basic Center Mount \$210 Part: RIG2104369	Large Calf Pads, Basic Center Mount \$210 Part: RIG2202997 Only available with Long Extension.
--	---

4. Basic Center Mount Additional Accessory

Basic Center Mount Footplate Connector \$55 Part: RIG2104240
--

18.1c. Center Mount Foot Platform

If power articulating foot platform is selected, be sure power legrest control has been selected in earlier section. Select legrest length in following section.

1. Center Mount Foot Platform Type

Power Articulating Foot Platform \$3,145 Part: PTOINDV3754. NOT COVERED BY AADL	Quick Adjustable Center Mount Foot Platform \$265 Part: XRF000311. HCPCS: K0040
--	---

2. Extension and Angle Adjustable Footplates

Pediatric extensions are not compatible with Power Articulating Foot Platform.

Pediatric Extension, 5"x6" Footplates Part: RIG152577	Medium Extension, 5"x11" Footplates Part: RIG150212
Pediatric Extension, 5"x8" Footplates Part: RIG152578	Long Extension, 5"x6" Footplates Part: RIG151505
Medium Extension, 5"x6" Footplates Part: RIG150206	Long Extension, 5"x8" Footplates Part: RIG151506
Medium Extension, 5"x8" Footplates Part: RIG150203	Long Extension, 5"x11" Footplates Part: RIG151508

Medium	Long
11"-17"	14"-20"
Power AFP Extension Range	

Pediatric	Medium	Long
8.5"-12.5"	11"-16.5"	14"-20"
Quick Adj Center Mount Extension Range		

Legrests section continued on following page.

18. LEGRESTS CONTINUED

3a. Center Mount Calf Pads

Calf pads are standard with a power articulating foot platform.

- Small Calf Pads, AFP Only, 6"Wx6"H (pair) Standard
Part: RIGASMB7120018
- Small Calf Pads, Manually Adjustable Center Mount Only, \$210
6"Wx6"H (pair)
Part: XRF000156

- Large Calf Pads, AFP Only, 8" taper to 6"Wx8"H (pair) ... No Charge
Part: RIGASMB7120019
- Large Calf Pads, Manually Adjustable Center Mount Only, \$210
8" taper to 6"Wx8"H (pair)
Part: XRF000157

3b. Center Mount Calf Panel

Calf pads are standard with a power articulating foot platform.

- Small Calf Panel 18"Wx8"H..... \$210
Part: FRMASMB7110012

- Large Calf Panel 24"Wx8"H \$265
Part: RIG123824
Only available on widths of 20" or greater.

4. Center Mount Modular Footplate Extension Components

Optional. Assembly required. May require seating configuration adjustments to avoid front caster interference.

- Width Extension for 8"D Footplates \$55
Part: RIG152517
- Width Extension for 11"D Footplates \$55
Part: RIG152518
- 2" Bell-Shaped Length Extension \$55
Part: RIG152519
Not compatible with width extensions. Can be used with 6" outside edge with 11" footplates.

- 4" Outside Edge (pair) \$55
Part: RIG152510
Only available with 6"D footplates and 8"D footplate extension.
- 6" Outside Edge (pair) \$55
Part: RIG152516
Available with 8"D and 11"D footplates and 11"D footplate extension.

5. Center Mount Additional Accessories

- Small Reversed Dartex Calf Pad Cover (pair) \$150
Part: RIG133717 **NOT COVERED BY AADL**
- Large Reversed Dartex Calf Pad Cover (pair) \$150
Part: RIG133719 **NOT COVERED BY AADL**
- Small Reversed Dartex Panel Cover (pair) \$150
Part: RIG134673 **NOT COVERED BY AADL**
- Large Reversed Dartex Panel Cover (pair) \$150
Part: RIG134744 **NOT COVERED BY AADL**
- Small Foam Calf Pad Cover (pair) \$150
Part: ST-CSCS0775-Q **NOT COVERED BY AADL**
- Large Foam Calf Pad Cover (pair) \$150
Part: ST-CSCS0985-Q **NOT COVERED BY AADL**

- Small Foam Panel Cover (pair) \$150
Part: ST-CSCP0920-Q **NOT COVERED BY AADL**
- Large Foam Panel Cover (pair) \$150
Part: ST-CSCP0927-Q **NOT COVERED BY AADL**
- Footplate Connector \$55
Part: RIGASMB7120023 **NOT COVERED BY AADL**
- Footplate Riser \$150
Part: XRF000348 **NOT COVERED BY AADL**
Not available with Long Extension. Select legrest length between 2" to 9" at 1" increments.

6. Stealth Gel Footplate Covers

- 5"x8" Tapered Gel Footplate Covers \$275
Part: ST-FPG5008T-Q. **NOT COVERED BY AADL**
- 5"x11" Tapered Gel Footplate Covers \$275
Part: ST-FPG5011T-Q. **NOT COVERED BY AADL**

- 5"x8" Tapered Gel Footplate Covers for Width Extension \$275
Part: ST-FPG6508T-Q. **NOT COVERED BY AADL**
- 5"x11" Tapered Gel Footplate Cover for Width Extension \$275
Part: ST-FPG7011T-Q. **NOT COVERED BY AADL**

18.1c. 70° Power Articulating, Swing Away Legrests

4" of articulating range. Be sure power legrest control has been selected in previous section. Select an upper extension type and footplate. Pair (P), left (L), and right (R) configurations are selected by checking the appropriate boxes. Select legrest length in following section.

1. Articulating Legrest Upper Assembly

- P L R 70° Articulating, Swing-Away \$1,432.50 ea.
Legrest with 14.5"-18" Extension **NOT COVERED BY AADL**
Pair Part: FRMASMB9073. Left Part: FRMASMB9074.
Right Part: FRMASMB9075. : E1010+K0040+E0951

- P L R 70° Articulating, Swing-Away \$1,432.50 ea.
Legrest with 11"-13" Extension **NOT COVERED BY AADL**
Pair Part: FRMASMB11444. Left Part: FRMASMB11366.
Right Part: FRMASMB11367. : E1010+K0040+E0951

2. Angle Adjustable Footplate(s) with Heel Loop and Wheel Bumper

¹The 6"x11" footplates may cause interference with seat widths less than 18". ²The 8"x11" footplates may cause interference with seat widths less than 20".

- P L R 4"Wx6"D
Pair part: FRMASMB7448. Left part: RIG133543. Right part: RIG133566.
- P L R 5"Wx6"D
Pair part: FRMASMB7449. Left part: RIG133544. Right part: RIG133567.

- P L R 5"Wx8"D
Pair part: FRMASMB7450. Left part: RIG133545. Right part: RIG133568.
- P L R 6"Wx8"D¹
Pair part: FRMASMB7451. Left part: RIG133547. Right part: RIG133569.

- P L R 6"Wx11"D¹
Pair part: FRMASMB7452. Left part: RIG133548. Right part: RIG133570.
- P L R 8"Wx11"D²
Pair part: FRMASMB7453. Left part: RIG133549. Right part: RIG133571.

70° Power Articulating, Swing-Away Legrest Compatibility Matrix	Power Recline or Static Seat			Power Tilt			Power Lift		
	Low	Med.	High	Low	Med.	High	Low	Med.	High
Angle Adjustable, 11"-13"	✓	✓	✓	✓	✓	✓	✓	✓	✓
Angle Adjustable, 14.5"-18"	!	!	!	!	!	!	!	!	!

This rigging configuration causes no interference issues at this seat-to-floor height.

This rigging configuration may have less than 1.75" clearance when fully extended and may interfere with the ground or reduce obstacle climbing ability.

Legrests section continued on following page.

18. LEGRESTS CONTINUED

18.1d. Swing-Away Legrests

Select a legrest upper, a legrest extension, and type of footplate. Pair (P), left (L), and right (R) configurations are selected by checking the appropriate boxes. Select legrest length in following section.

1a. 60°-90° Swing-Away Legrest Upper

P L R 60°-90° Swing-Away Legrest \$285
 Pair part: RIG120062. Left: FRMASMB17558.
 Right: FRMASMB17559
 Not available with 11"-13" extensions.

P L R 60°-90° Swing-Away Legrest, Short \$285
 Pair part: RIG136481. Left: RIG132607.
 Right: RIG132609.
 For use only with 11"-13" lower extensions.

2. Swing-Away Legrests Lower Extension

P L R 11"-13" Length
 Pair part: XRF000088.
 Left: XRF000089.
 Right: XRF000090.
 N/A with Multi-axis.

P L R 13"-16.5" Length
 Pair part: XRF000094.
 Left: XRF000095.
 Right: XRF000096.
 N/A with Multi-Axis.

P L R 11"-16.5" Length
 Pair part: XRF000091.
 Left: XRF000092.
 Right: XRF000093.
 N/A with Angle Adjustable.

P L R 15.5"-19.5" Length
 Pair part: XRF000097.
 Left: XRF000098.
 Right: XRF000099.

60°-90° Swing-Away Legrest Compatibility Matrix	Power Recline or Static Seat			Power Tilt			Power Lift		
	Low	Med.	High	Low	Med.	High	Low	Med.	High
Extruded, 11"-16.5"	!	✓	✓	✓	✓	✓	✓	✓	✓
Extruded, 13"-16.5"	!	✓	✓	✓	✓	✓	✓	✓	✓
Extruded, 15.5"-19.5"	!	!	!	!	!	!	!	!	✓
Angle Adjustable, 13"-16.5"	!	✓	✓	✓	✓	✓	✓	✓	✓
Angle Adjustable, 15.5"-19.5"	!	!	!	!	!	!	!	!	✓
Multi-Axis, 11"-16.5"	!	✓	✓	✓	✓	✓	✓	✓	✓
Multi-Axis, 15.5"-19.5"	!	!	!	!	!	!	!	!	✓

11"-13" extension causes no interference at all seat-to-floor heights.

This rigging configuration causes no interference issues at this seat-to-floor height.

This rigging configuration may have less than 1.75" clearance when fully extended and may interfere with the ground or reduce obstacle climbing ability.

3a. Swing-Away Legrests, Extruded Footplate(s)

P L R 7.25"Wx6"D Extruded Footplate Standard
 Part pair: FRMASMB7847. Left: FRMASMB7861
 Right: FRMASMB7862

P L R 8.5"Wx6"D Extruded Footplate Standard
 Part pair: FRMASMB7848. Left: FRMASMB7863
 Right: FRMASMB7864
 May cause interference on seat widths less than 18."

3b. Swing-Away Legrests, Angle Adjustable Footplate(s) with Heel Loops

*The 6"x11" footplates may cause interference with seat widths less than 18". *The 8"x11" footplates may cause interference with seat widths less than 20".

P L R 4"Wx6"D \$87.50 ea.
 Pair part: FRMASMB10564. Left: RIG133537. Right: RIG133560

P L R 6"Wx8"D¹ \$87.50 ea.
 Pair part: FRMASMB10567. Left: RIG133540. Right: RIG133563

P L R 5"Wx6"D \$87.50 ea.
 Pair part: FRMASMB10565. Left: RIG133538. Right: RIG133561

P L R 6"Wx11"D¹ \$87.50 ea.
 Pair part: FRMASMB10568. Left: RIG133541. Right: RIG133564

P L R 5"Wx8"D \$87.50 ea.
 Pair part: FRMASMB10566. Left: RIG133539. Right: RIG133562

P L R 8"Wx11"D² \$87.50 ea.
 Pair part: FRMASMB10569. Left: RIG133542. Right: RIG133565

3c. Swing-Away Legrests, Multi-Axis Footplate(s) with Heel Loops

*The 6"x11" footplates may cause interference with seat widths less than 18". *The 8"x11" footplates may cause interference with seat widths less than 20".

P L R 4"Wx6"D \$260 ea.
 Pair part: FRMASMB9456. Left: RIG133531. Right: RIG133552

P L R 6"Wx8"D¹ \$260 ea.
 Pair part: FRMASMB9459. Left: RIG133534. Right: RIG133555

P L R 5"Wx6"D \$260 ea.
 Pair part: FRMASMB9457. Left: RIG133532. Right: RIG133553

P L R 6"Wx11"D¹ \$260 ea.
 Pair part: FRMASMB9460. Left: RIG133535. Right: RIG133558

P L R 5"Wx8"D \$260 ea.
 Pair part: FRMASMB9458. Left: RIG133533. Right: RIG133554

P L R 8"Wx11"D² \$260 ea.
 Pair part: FRMASMB9461. Left: RIG133536. Right: RIG133559

4. Swing-Away Legrest Accessories

Gel Neoprene Footrest Sleeve (pair) \$130
 Part: INDPART2243. K0108

Legrests section continued on following page.

18. LEGRESTS CONTINUED

18.1e. Elevating Legrests

Select a legrest upper, a legrest extension, and type of footplate. Pair (P), left (L), and right (R) configurations are selected by checking the appropriate boxes. Select legrest length in following section.

1. Elevating Legrests Upper

P L R Elevating Legrest Assembly \$275 ea.
 Pair part: FRMASMB6483. Left: RIG138012
 Right: RIG138013. E0990
 Select lower extension and footplates

2. Lower Extension

<input type="checkbox"/> P <input type="checkbox"/> L <input type="checkbox"/> R	11"-14" Length Pair: FRMASMB4755 Left: RIG138026 Right: RIG138030 For reinforced only	<input type="checkbox"/> P <input type="checkbox"/> L <input type="checkbox"/> R	14"-17" Length Pair: FRMASMB4756 Left: RIG138033 Right: RIG138035 For reinforced only
<input type="checkbox"/> P <input type="checkbox"/> L <input type="checkbox"/> R	12"-14.5" Length Pair part: XRF000101. Left: XRF000102. Right: XRF000103. For angle adjustable only	<input type="checkbox"/> P <input type="checkbox"/> L <input type="checkbox"/> R	14.5"-18" Length Pair part: XRF000104. Left: XRF000105. Right: XRF000106 For angle adjustable only

3a. Reinforced Cast Footplate(s)

<input type="checkbox"/> P <input type="checkbox"/> L <input type="checkbox"/> R	7.25"Wx6"D Reinforced Footplate..... Standard Pair part: FRMASMB4748. Left: RIG138055. Right: RIG138056	<input type="checkbox"/> P <input type="checkbox"/> L <input type="checkbox"/> R	8.5"Wx6"D Reinforced Footplate Standard Pair part: FRMASMB4747. Left: RIG138060. Right: RIG138062 May cause interference on seat widths less than 18."
--	--	--	--

3b. Angle Adjustable Footplate(s)

¹The 6"x11" footplates may cause interference with seat widths less than 18". ²The 8"x11" footplates may cause interference with seat widths less than 20". 4"x6" and 5"x6" footplates are only available in pairs.

<input type="checkbox"/> P <input type="checkbox"/> L <input type="checkbox"/> R	4"Wx6"D \$87.50 ea. Pair parts: FRMASMB8812 x2.	<input type="checkbox"/> P <input type="checkbox"/> L <input type="checkbox"/> R	6"Wx8"D ¹ Footplates with Heel Loops \$87.50 ea. Pair part: FRMASMB4738. Left: RIG137793. Right: RIG137795
<input type="checkbox"/> P <input type="checkbox"/> L <input type="checkbox"/> R	5"Wx6"D..... \$87.50 ea. Pair parts: FRMASMB8811 x2.	<input type="checkbox"/> P <input type="checkbox"/> L <input type="checkbox"/> R	6"Wx11"D ¹ Footplates with Heel Loops \$87.50 ea. Pair part: FRMASMB4741. Left: RIG137796. Right: RIG137797
<input type="checkbox"/> P <input type="checkbox"/> L <input type="checkbox"/> R	5"Wx8"D Footplates with Heel Loops \$87.50 ea. Pair part: FRMASMB4735. Left: RIG137791. Right: RIG137792	<input type="checkbox"/> P <input type="checkbox"/> L <input type="checkbox"/> R	8"Wx11"D ² Footplates with Heel Loops \$87.50 ea. Pair part: FRMASMB4744. Left: RIG137798. Right: RIG137799

18.2. Legrest Accessories

Heel Loops (pair)..... \$35 Part: FRMASMB7873. : E0951 Standard on angle adjustable and multi axis footplates when noted.	Wheel Bumper..... \$15 ea. Part: XRF000100
---	---

19. SET LEGREST LENGTH

REQUIRED with matching left and right legrest configuration. All efforts will be made to accommodate legrest length selection, but minor changes may need to be made to meet shipping guidelines. Some adjustments may be needed upon receipt of the unit. Reference the section's compatibility matrix for legrest interference. Non-matching or individual legrest configurations lengths are not set by the manufacturer.

7" L (#3470)	8.5" L (#3473)	10" L (#3476)	11.5" L (#3479)	13" L (#3482)	14.5" L (#3485)	16" L (#3488)	17.5" L (#3491)	19" L (#3494)	20.5" L (#3497)	22" L (#3669)
7.5" L (#3471)	9" L (#3474)	10.5" L (#3477)	12" L (#3480)	13.5" L (#3483)	15" L (#3486)	16.5" L (#3489)	18" L (#3492)	19.5" L (#3495)	21" L (#3498)	22.5" L (#3670)
8" L (#3472)	9.5" L (#3475)	11" L (#3478)	12.5" L (#3481)	14" L (#3484)	15.5" L (#3487)	17" L (#3490)	18.5" L (#3493)	20" L (#3496)	21.5" L (#3600)	

20. TRU-BALANCE 3 POWER POSITIONING ELECTRONICS

REQUIRED with power seating or legrest options.

20.1a. Tilt Only through Toggle

Single Actuator Control, Power Tilt Only, Through Toggle (NE 4-Key Joystick Only)..... No Charge
 Part: ELE1905907
 Select toggle side. May require extended lead time when selected with Fender Lights.

1. Toggle Mount Side Selection

Left Side Toggle Part: PTOINDV1839	Right Side Toggle Part: PTOINDV1838
---------------------------------------	--

TRU-Balance 3 power positioning electronics section continued on following page.

Elevating Legrest Compatibility Matrix	Power Recline or Static Seat			Power Tilt			Power Lift		
	Low	Med.	High	Low	Med.	High	Low	Med.	High
Reinforced, 11"-14"	✓	✓	✓	✓	✓	✓	✓	✓	✓
Reinforced, 14"-17"	!	!	✓	!	✓	✓	✓	✓	✓
Angle Adjustable, 12"-14.5"	✓	✓	✓	✓	✓	✓	✓	✓	✓
Angle Adjustable, 14.5"-18"	!	!	!	!	!	✓	!	!	✓

- This rigging configuration causes no interference issues at this seat-to-floor height.
- This rigging configuration may have less than 1.75" clearance when fully extended and may interfere with the ground or reduce obstacle climbing ability.

20. TRU-BALANCE 3 POWER POSITIONING ELECTRONICS CONTINUED

20.1b. NE+ 6 Key Controls through Joystick

Actuator Control Through NE+ Joystick No Charge
 Part: XRF000065.

21.1c. Q-Logic 3 Controls through Joystick

Single Actuator Through Q-Logic 3 Controller and Interface (AM)..... No Charge

2 Actuators Through Q-Logic 3 Controller and Interface (AM)\$1,250
 Not funded by ADP

3 Actuators Through Q-Logic 3 Controller and Interface (AM) \$1,500
 Not funded by ADP

Up to 5 Actuators Through Q-Logic 3 Controller and Interface (AAM)..... \$1,675
 ADP: SECX15005



1. Optional Switch Control

Available with Q-Logic 3 only. 4-Way switches will be mounted to same side of joystick.

4-Function Push Button.....\$225
 Part: CTL123218 **NOT COVERED BY AADL**
 See next section for switch mounting.
 Only available with AAM.

4-Way Toggle.....\$575
 Part: ELEASMB5925 **NOT COVERED BY AADL**
 Only available with AAM.

4-Way Button Toggle.....\$575
 Part: ELEASMB5926 **NOT COVERED BY AADL**
 Only available with AAM.

iAccess Flat Button.....\$575
 Part: CTL144009 **NOT COVERED BY AADL**
 See next section for switch mounting.

iAccess Toggle Button.....\$575
 Part: CTL144010 **NOT COVERED BY AADL**
 See next section for switch mounting.

20.2. 4-Function Push Button/iAccess Mount

REQUIRED with 4-Function Push Button or iAccess options.

Joystick Mount No Charge
 Part: MEC1907500

Under Arm Mount, Flip-Back Armrest..... No Charge
 Part: MEC1906531

Under Arm Mount, Tube Style Armrest No Charge
 Part: MEC1906530

Attendant Mount..... \$35
 Part: MEC1906564 **NOT COVERED BY AADL**

Under Arm Mount, Flip-Back Armrest, plus iAccess Guard \$35
 Part: MEC2001400 **NOT COVERED BY AADL**

Under Arm Mount, Tube Style Armrest, plus iAccess Guard \$35
 Part: MEC2001401 **NOT COVERED BY AADL**

1. Under Arm Mount Side Selection

Left Side Under Arm Mount
 Part: PTOINDV3678

Right Side Under Arm Mount
 Part: PTOINDV3679

21. TRU-BALANCE 3 ATTENDANT CONTROL

Optional. *Attendant control will be at no charge when ordered with Tilt and Recline. Mounting bracket is included.

Attendant Control \$950
 Part: XRF000078. **PRIOR APPROVAL FROM AADL REQUIRED**

22. SEAT MOUNTED LED LIGHTS

Optional. Requires NE+ 8 Key, Q-Logic 3 Joystick for Full Light Package, or Q-Logic 3e Joystick.

Seat Mounted, LED, Full Light Package \$770
 Part: XRF000130 **NOT COVERED BY AADL**
 Not available with Base Mounted, LED, Full Light Package.

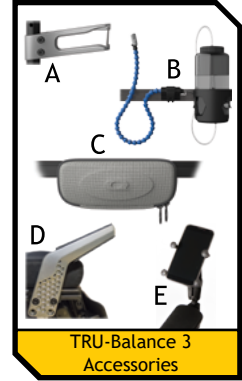


23. ACCESSORIES

Optional. Multiple accessories can be mounted along the various tracks but some interference may occur.

- TRU-Balance 3 Cane/Crutch Holder \$100
Part: ACC152515 **NOT COVERED BY AADL**
- Quantum Backpack \$200
Part: ACC1905853 **NOT COVERED BY AADL**
- TRU-Balance 3 Transfer Handle (D) \$305.
Part: MEC1809930. **NOT COVERED BY AADL**
Not available with Heavy Duty armrests.
- TRU-Balance 3 Cup Holder \$20
Part: ACC125003 **NOT COVERED BY AADL**
For use with TRU-Balance 3 (track style) armrests.
- Cup Holder (Tube-style Armrest)..... \$20
Part: ACCASMB2634 **NOT COVERED BY AADL**
For use with tube-style armrests.
- TRU-Balance 3 Personal Item Hook \$20
Part: ACC125008 **NOT COVERED BY AADL**
Not available with back cane option.
- TRU-Balance 3 Reflector Kit..... \$35
Part: ACC124670 **NOT COVERED BY AADL**
- TRU-Balance 3 Backpack Holder (Pair) (A) \$42
Part: ACC147774 **NOT COVERED BY AADL**
Not available with back cane option.
- TRU-Balance 3 Front Mounted \$95
Cell Phone/ Media Holder, X-Grip (E)
Part: ACC155835 **NOT COVERED BY AADL**
Not available with Heavy Duty armrests.
- TRU-Balance 3 Rear View Mirror \$35
Part: ACC155833 **NOT COVERED BY AADL**
Not available with Heavy Duty armrests or 2-post.
- TRU-Balance 3 Oxygen Holder \$110
Part: ACC125006. **NOT COVERED BY AADL**
Includes accessory bar, a credit will be applied PTOIN-DV3769.
- TRU-Balance 3 Clothing Guard (Pair) \$275
Part: ACC125007 **NOT COVERED BY AADL**

- Not available with Heavy Duty armrests.
- TRU-Balance 3 Glove Box (C)..... \$85
Part: ACC125011 **NOT COVERED BY AADL**
- Stealth Large Tablet Holder \$565
Part: ACC141818 **NOT COVERED BY AADL**
Not available with Heavy Duty armrests.
- Trilogy Vent Tray \$420
Part: ACC136791. **NOT COVERED BY AADL**
Includes accessory bar, a credit will be applied PTOIN-DV3769. Contact custom for models other than 100 and 200.
- Compact Vent Tray \$1,395
Part: ACC133889. **NOT COVERED BY AADL**
- Push Handles (pair)..... \$140
Part: ACC2005027 **NOT COVERED BY AADL**
Not available with oxygen holder, back cane option, or vent tray. Required with attendant manual recline.
- Accessory Bar \$90
Part: ACC1909634 **NOT COVERED BY AADL**
Horizontal rail attached to rear of seat. Standard with the Trilogy vent tray and oxygen holder. Not available with back cane option.
- Large, Black, Weather Cover \$240
Part: ACCCOVR1021 **NOT COVERED BY AADL**
- Q-Logic EX/NE Programmer \$625
Part: ELEASMB6976 **NOT COVERED BY AADL**



MEDmobility

26. ALTERNATIVE CONTROLS AND ELECTRONICS

Optional. Select a type of specialty controls below. More options are available on the [Alternative Controls and Electronics order form](#).

26.1. Enhanced Display

Q-Logic 3 Enhanced Display Kit..... \$2,045
 Part: CTL167726 **AADL CODE W100**

Select a color option below. Includes enhanced display, flexible gooseneck and mounting bracket. Features: 3.5" LCD display; up to 5 profiles to control drive, seat, and auxiliary functions; Bluetooth connectivity for mobile devices and mouse emulation; integrated single switch scanner; IR controls.



Enhanced Display

Q-Logic 3 Enhanced Display Shroud

Required with Q-Logic 3 Enhanced Display selection above. Reference colors shown on page 2.

Red Corvette Part: DGN137729-PRD1	Deep Purple Part: DGN137729-PPR5	Electric Blue Part: DGN137729-PBU9	Sugar Plum Part: DGN137729-PPR7
Cherry Bomb Part: DGN137729-PRD4	Raspberry Beret Part: DGN137729-PPK4	Blue Jean Part: DGN137729-PBU11	Military Digital Camo Part: DGN137729-WCM7
Back in Black Part: DGN137729-PBK1	Pretty in Pink Part: DGN137729-PPK3	Lemon Crush Part: DGN137729-PYL4	Faded Glory Part: DGN137729-WFL2
Night Train Part: DGN137729-PBK3	Evolution Orange Part: DGN137729-POR7	Green Machine Part: DGN137729-PGN11	Carbon Fiber Part: DGN137729-WCB1
Grey Street Part: DGN137729-PSL3	Midnight Blue Part: DGN137729-PBU10	Military Green Part: DGN137729-PGN8	To Be Determined Follow-up required.

Alternative controls and electronics section continued on following page.

26. ALTERNATIVE CONTROLS AND ELECTRONICS CONTINUED

26.2. SCIM Module

Optional.

SCIM Module for Q-Logic 3 \$850
 Part: CTL168055 **AADL CODE W100**

Allows use of joystick display for specialty devices. Available with Q-Logic 3 EX Joystick selection above. Up to 5 profiles to control drive, seat, and auxiliary functions, excluding sip-n-puff and single switch functions. A switch is required to operate the input device attached to the SCIM module.



26.3. Q-Logic 3 SAJ

Q-Logic 3 EX SAJ \$850

Part: CTL143980 **AADL CODE W100**

Must be used in conjunction with Enhanced Display or Q-Logic 3 Joystick.



26.4. Head Array

Adult, i-Drive Tri-Array Series, 3-Switch \$5,855
 Head Array (IDHBT200-1)

Part: ST-IDHBT200-1-Q. **AADL CODE W100**

Features bluetooth, head support, 3 non-proportional proximity sensors for drive control, an egg switch for reset mode change, and i-Drive smart box.

Adult, i-Drive Pro Series Head Array \$5,855
 (IDHBT300-1)

Part: ST-IDHBT300-1-Q. **AADL CODE W100**

Features bluetooth, head support with occipital pad and 2 swing-away spot pads for left and right side, 3 non-proportional proximity sensors, an egg switch for reset mode change, and i-Drive smart box.



26.5. Sip and Puff Drive

1. Sip and Puff Module

Sip and Puff Module for Q-Logic 3 \$1,695

Part: CTL168056 ADP: WEX5 **AADL CODE W100**

Includes module and mounting hardware.

2. Sip and Puff Straw and Mount

Stealth Sip and Puff for Comfort Series, \$410
 Left Mount (SP625-CL)

Part: ST-SP625-CL-Q. **AADL CODE W100**

Includes straw and mounting hardware. Use with Stealth Comfort Plus headrests.

Stealth Sip and Puff for Stealth i-Drive, \$410
 Head Array (SP625-U)

Part: ST-SP625-U-Q. **AADL CODE W100**

Includes straw and mounting hardware. Use with Stealth i-Drive Head Arrays.

Stealth Sip and Puff for Comfort Series, \$410
 Right Mount (SP622-CR)

Part: ST-SP622-CR-Q. **AADL CODE W100**

Includes straw and mounting hardware. Use with Stealth Comfort Plus headrests.



26.6. Egg Switches

Red Egg Switch (ESRED) \$100

Part: SWTMCRO1077 **AADL CODE W100**

Blue Egg Switch (ESBLU) \$100

Part: SWTMCRO1079 **AADL CODE W100**

Black Egg Switch (ESBLK) \$100

Part: SWTMCRO1081 **AADL CODE W100**

Green Egg Switch (ESGRN) \$100

Part: SWTMCRO1078 **AADL CODE W100**

Yellow Egg Switch (ESYEL) \$100

Part: SWTMCRO1080 **AADL CODE W100**



26.7. Switch Adapter

2 to 1 Switch Adapter \$135

Part: DWR1361H037 **AADL CODE W100**

Connects 2 single switches to a stereo jack to act as a dual switch.

26.8. Environmental Controls

Q-Logic 3 ECU Module Kit \$1,780

Part: CTL168057 **AADL CODE W100**

26.9. USB Mobile Device Charger

USB Mobile Device Charger \$185

Part: ELE168069 **NOT COVERED BY AADL**

Can charge 1 device. A multiplier harness is required and must be added when a Static Seat or Power Tilt Only seating system is chosen. The selection of more than 3 modules requires an additional multiplier.



27. TRU-BALANCE 3 MULTIPLIER HARNESS

REQUIRED. Multiple controllers or power accessories may require an additional multiplier harness or special order. Reference the chart below to determine the appropriate selection. The rows refer to the total amount of arm mounted devices and the columns refer to the total amount of back mounted devices. The online order configurator will automatically make this selection under specialty controls.

Secondary Multiplier (SM)..... \$250
 Part: XRF000107

Arm Mounts Joystick (Hand Control) Enhanced Display iAccess USB Charger SAJ		1 Arm	2 Arm	3 Arm	4+ Arm
	0 Back	NA	SM	SM	SOF
	1 Back	NA	SM	SM	SOF
	2 Back	SM	SM	SM	SOF
	3+ Back	SOF	SOF	SOF	SOF

Power Positioning Chart

	1 Arm	2 Arm	3 Arm	4+ Arm
0 Back	NA	SM	SOF	SOF
1 Back	NA	SM	SOF	SOF
2 Back	SM	SM	SOF	SOF
3+ Back	SOF	SOF	SOF	SOF

Static Seat Chart

NA No additional Multiplier
SM Secondary Multiplier
SOF Special Order Required

Q-Logic 3 Multiplier Charts

