

REQUIRED INFORMATION

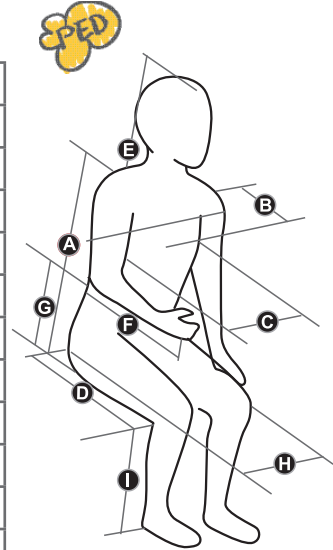
Date of Order: _____ Dealer Account: _____
 Dealer Name: _____
 PO #: _____
 Purchasing Contact: _____
 Phone: _____ Fax: _____
 E-mail: _____
 RTS/Therapist: _____
 Ship to Address: _____
 City: _____ Province: _____
 Postal Code: _____ Client Gender: M F
 Special Client Conditions: _____

MEDm&bility
 5711- Calgary Trail NW
 Edmonton AB T6H 2K1
 P:780-437-3300 • F:780-430-9381
AADL Vendor # 0000612578-001
Discount 6%

REQUIRED MEASUREMENTS

To ensure system is accurately configured please fill in all required

Client Height:	
Client Weight (lbs):	
A. Seat to Shoulder:	
B. Trunk Depth:	
C. Chest Width:	
D. Knee to Back:	
E. Seat to Top of Head:	
F. Elbow to Hand:	
G. Seat to Elbow:	
H. Hip Width:	
I. Knee to Heel:	
Cushion Thickness:	



Customer Service: 1.866.748.7943 | Fax: 1.905.695.0583 | orderscdn@motionconcepts.com



BASE STATISTICS

ADP CODES	WP0001443
SUSPENSION SYSTEM	Active Ride Control (ARC)
BASE WIDTH	23.25"
BASE LENGTH	36.5"
DRIVE WHEEL SIZE (1)	14"
CASTER WHEEL SIZE (front/rear)	6"
TURNING RADIUS	20"
DRIVETRAIN	4-pole EAD Motors

BATTERIES	2 x M34
BATTERY CHARGER	8A, Off Board
BATTERIES WEIGHT (each)	38.5 lbs (M34) / 17.5 kg
RANGE (2)	17.7 miles /28.5 km/h
WEIGHT CAPACITY	200 lbs / 91 kg
BASE WEIGHT (w/o batteries)	157 lbs /71 kg
GROUND CLEARANCE	3"
MAXIMUM SPEED	5.0 mph

(1) All X3 wheels come with solid inserts

(2) Actual driving range and speed may vary due to factors such as user weight, type and grade of terrain, battery condition & charge level; type and condition of the drive wheels, and variations in the drive and control systems.



FENDER COLOUR



<input type="checkbox"/> 800914-00200-50	Matte Black	N/C
<input type="checkbox"/> 800914-00200-40	Bright Blue	N/C

FENDER COLOUR WITH LIGHTS(1)

<input type="checkbox"/> 800914-00201-50	Matte Black	\$995
<input type="checkbox"/> 800914-00201-40	Bright Blue	\$995

1. Fully integrated LED lighting kit. Includes headlights, taillights and turn signals. Must select Joystick for Lights feature or Omni for operation.

**Pediatric Power Positioning System
on ROVI X3 R-Net Base**

Dealer Name: _____

Dealer Account Number: _____

PO #: _____

Tag: _____

X3 R-NET BASE OPTIONS

- 888WNLEX3-RNET58
ROVI X₃ 5.8 MPH QUICK SPEED MOTORS⁽¹⁾⁽²⁾ . \$7,395
- 888WNLEX3-RNET62
ROVI X₃ 6.2 MPH HIGH SPEED MOTORS⁽¹⁾⁽²⁾ . \$7,395
must order OnTraxx Enhanced Driving Module
- OEDM OnTraxx Enhanced Driving Module \$1,175
- D51109 R-Net Expandable Controller N/C

1. Price of the powerbase includes: Active Ride Control suspension, tie-down hardware for 4-point strap system, 8 amp off-board charger, flat free inserts and positioning belt. Weight capacity is 300 lbs.
2. When selecting an increased speed motor package there is a reduction in torque output by roughly 15%.

WHEELCHAIR TRANSPORT BRACKETS

- XBKTS Wheelchair Transport Brackets⁽¹⁾ STD

1. For unoccupied use only

TIRE OPTIONS

- STIRES Standard Solid Tires STD
- PTIRES Pneumatic Tires. N/C

BATTERIES

- M34 SLD G MK Group Battery x 2. \$650

JOYSTICK SELECTION

- D51122 R-Net LED Joystick⁽¹⁾⁽²⁾ N/C
- D51108 R-Net LED Joystick for Lights⁽¹⁾ \$500
- D51165 R-Net Color Remote Joystick with Monojacks⁽¹⁾⁽²⁾ \$875
- D50982 R-Net Color Remote Joystick with Monojacks
for Lights⁽¹⁾ \$975
- D51711 R-Net Advanced Joystick⁽¹⁾⁽³⁾ \$1,595
- D50881 R-Net Omni Display for Specialty Drive Input⁽¹⁾ \$1,395
- D50882 R-Net Attendant Control \$995

1. Requires an R-Net Controller
2. Light package not available with this joystick
3. 3.5" high-resolution VGA colour display, IR Control as standard, includes integrated Bluetooth Module.

ELECTRONIC OPTIONS

- D50883 R-Net Output Module (EMC)⁽¹⁾⁽²⁾ \$995
- D51580 R-Net Bluetooth Module IOS Apple⁽¹⁾⁽²⁾ \$895
- D51111 R-Net Bluetooth Module Android/PC⁽¹⁾⁽²⁾ \$895
- SPH Smart Phone Holder \$50
- MUSB Motion USB Charger N/C

1. Requires an R-Net Controller
2. Must order R-Net Colour Remote joystick with these options

JOYSTICK MOUNT

- 800914-001-16-ML Fixed Joystick Mounting Left N/C
- 800914-001-16-MR Fixed Joystick Mounting Right N/C
- SAQL Height Adjustable Swing-Away Quad Link
Left. \$344
- SAQR Height Adjustable Swing-Away Quad Link
Right \$344
- MRR Maxx Resolve Swing-Away Joystick Mount
(Right Hand) \$450
- MRL Maxx Resolve Swing-Away Joystick Mount
(Left Hand) \$450
- ARMS260-ROVI-ML Adjustable Swing-Away Mount - Omni Left . . \$339
- ARMS260-ROVI-MR Adjustable Swing-Away Mount - Omni Right . \$339

JOYSTICK KNOB - OPTIONAL

- SA80941 "T" Handle for Joystick Knob \$115
- SA72441 Ball Handle for Joystick Knob \$115
- PC101B-20 BodyPoint Joystick Handle 3" U-Shaped \$120
- PC102B-20 BodyPoint Joystick Handle 4" U-Shaped \$120
- PC107B-20 BodyPoint Joystick Handle Domed Rubber \$120

ELECTRONIC PROGRAMMER - OPTIONS

- D50612 R-Net PC Programmer with Dongle \$603
- D50996 Diagnostic Test Tool (DTT) with VR2 & RNet Cables . \$1,876

**Pediatric Power Positioning System
on ROVI X3 R-Net Base**

Dealer Name: _____

Dealer Account Number: _____

PO #: _____

Tag: _____

SEAT-TO-FLOOR HEIGHT⁽¹⁾

- STF1875 18.75" Seat-To-Floor N/C
- STF1975 19.75" Seat-To-Floor N/C
- STF2075 20.75" Seat-To-Floor N/C

1. Seat-to-floor height is measured at the front of the seat pan based on a standard seat size. Seat-to-floor height may vary +/- .25" dependent on condition of the power base and seat depths greater than 18"

SYSTEMS MUST SELECT ONE SYSTEMS

- PED-RS Maxx Pediatric Rehab Seat \$1,995

1. Not available with 12" Elevating Seat Lift Module, Order Ultra Low Maxx Elevating Lift Seat Only.

SYSTEMS MUST SELECT ONE SYSTEMS

- MDCGT-50 Modular Maxx CG Tilt (50°) Only \$6,969
- MDCGT-45 Modular Maxx CG Tilt (45°) Only⁽¹⁾ \$6,969
- MDCGTRESR-50 Modular Maxx CG Tilt (50°) & Power Recline (163°) w/Extended Shear Reduction(ESR) . . \$11,569
- MDCGTRESR-45 Modular Maxx CG Tilt (45°) & Power Recline (163°) w/Extended Shear Reduction(ESR)⁽¹⁾ \$11,569
- MDRESR Modular Maxx Power Recline (163°) w/Extended Shear Reduction(ESR) \$10,350
- MDES12 ROVI X₃ Modular Maxx Elevate Lift Seat Only⁽²⁾ \$4,995
Weight capacity up to 250lbs

1. Tilt will be reduced to 45° if adding an Elevating Lift Seat Module
2. For seat depths of 11" and 12" weight capacity is 150lbs.

ADD: ELEVATING LIFT SEAT MODULE

- ESM12 12" Elevating Lift Seat Module⁽¹⁾⁽²⁾⁽³⁾ . . . \$2,495
Weight capacity up to 250lbs

1. Uses an integrated Tilt/Lift mechanism, tilt is 45° and the seat to floor height is not affected by the Elevating Lift Seat.
2. For seat depths of 11" and 12" weight capacity is 150lbs.
3. For weights greater than 175lbs tilt while elevated is not available.

MODULES MUST SELECT ONE SYSTEMS

- 5PT 5° Fixed Pre-Tilt⁽¹⁾ N/C

1. This Fixed Pre-tilt option adds approximately 2" to the front seat to floor height

SEAT WIDTH SETTINGS

- MSW11 11" Wide (Adjustable from 11" to 15") N/C
- MSW12 12" Wide (Adjustable from 11" to 15") N/C
- MSW13 13" Wide (Adjustable from 11" to 15") N/C
- MSW14 14" Wide (Adjustable from 11" to 15") N/C
- MSW15 15" Wide (Adjustable from 11" to 15") N/C

ULTRA RAIL SEAT DEPTH SETTINGS

- MSD11 11" Deep⁽¹⁾ (Adjustable from 11" to 15") N/C
- MSD12 12" Deep (Adjustable from 11" to 15") N/C
- MSD13 13" Deep (Adjustable from 11" to 15") N/C
- MSD14 14" Deep (Adjustable from 11" to 15") N/C
- MSD15 15" Deep (Adjustable from 11" to 15") N/C

1. For seat depths of 11" weight capacity is 150lbs.

MATRIX SEATING OPTIONS

- Matrix Cushions available on page 8
- Matrix Backs available on page 8
- Matrix Headrests available on page 9



LAP BELTS

- BELT35 Push Button Style Lap Belt, Length 35" . . . STD
- BELT48 Push Button Style Lap Belt, Length 48" . . . N/C
- MBPHB Mini BP Padded Hip Belt 2 point⁽¹⁾ \$175

1. Adjustable from 14" to 41" in length, pad is 13" x 1.5" in length

CHEST STRAP

- MFUXS BP Monoflex, Underarm RLS - XS(2.75"x12.25") \$195
- MFUS BP Monoflex, Underarm RLS - S(3"x15.5") . . . \$195
- MFCXS BP Monoflex, Center RLS - XS(2.75"x15.25") . . \$195
- MFCS BP Monoflex, Center RLS - S(3"x15.5") \$195
- MINIFLEX-XS Miniflex Abdominal Support Band 4.5" H for Matrix Mini backs 11"-14" wide \$245
- MINIFLEX-S Miniflex Abdominal Support Band 6" H for Matrix Mini backs 11"-14" wide \$245

MOTION CONCEPTS HEADREST OPTIONS

- MCSH Motion Concepts Standard N/C
- FM Fixed Mounting (non-removable) N/C
- MAHU Motion Concepts Multi-Axis Rem.HDW \$195
- OHR Omit: Headrest N/C

MATRIX HEADRESTS OPTIONS

- Matrix Elan Headrests and Hardware available on page 9



**Pediatric Power Positioning System
on ROVI X3 R-Net Base**

Dealer Name: _____

Dealer Account Number: _____

PO #: _____

Tag: _____

TILT/ELEVATE BACK CANES⁽¹⁾

- SBC14 14" Straight Back Canes STD
- SBC16 16" Straight Back Canes STD
- SBC18 18" Straight Back Canes STD
- SBC20 20" Straight Back Canes STD

Select Cane Angle 75° 79° 85° 90° 95° 101° 106° 112° 116°
BA75 BA79 BA85 BA90 BA95 BA101 BA106 BA112 BA116

1. Canes will be set at 90° angle and are adjustable from 75° to 116°

FINISHED BACK HEIGHT⁽¹⁾⁽²⁾ FOR TILT ONLY/ELEVATE ONLY

- 14" 15" 16" 17" 18" 19" 20" 21" 22"
FBT14 FBT15 FBT16 FBT17 FBT18 FBT19 FBT20 FBT21 FBT22
- 23" 24" 25"
FBT23 FBT24 FBT25

1. 4" Gap from the seat pan to the bottom of back pan is recommended.
2. Finished back height is measured from seat pan to top of backrest.

FINISHED BACK HEIGHT⁽¹⁾⁽²⁾ FOR RECLINE OR TILT/RECLINE

- 16" 17" 18" 19" 20" 21" 22" 23" 24"
FBR16 FBR17 FBR18 FBR19 FBR20 FBR21 FBR22 FBR23 FBR24
- 25"
FBR25

1. 6" Gap from the seat pan to the bottom of back pan is recommended.
2. Finished back height is measured from seat pan to top of backrest.

BACK OPTIONS

- SRB Standard Rehab Back & CushionN/C
- PIPF Flat Planar Interface Plate⁽¹⁾N/C
- PIPR Recessed Planar Interface Plate⁽¹⁾⁽²⁾N/C
- ORBC Omit Rigid Back & Cushion⁽³⁾N/C

1. Not available on tilt only or tilt/elevate systems, for use with Recline Module.
2. Included with all Recline Systems when no back is selected. May also be used as an interface for after market backs.
3. Not available with Recline/ESR.

MATRIX BACKREST OPTIONS

Matrix Backs available on page 6/7

TILT ARMRESTS

- PDP1 Pediatric Dual Post Adj.Height 6.5"-9.5" STD
- PDP2 Pediatric Dual Post Adj.Height 9.75"-12.75" . . . STD
- PDP3 Pediatric Dual Post Adj. Height 12.75"-15.75" . . STD

RECLINING ARMRESTS

- PDR1 Pediatric Reclining Adj.Height 7"-8.25" STD
- PDR2 Pediatric Reclining Adj.Height 9.5"-13" STD
- PDR3 Pediatric Reclining Adj. Height 13"-16" STD

ARMREST TUBE LENGTH - PLEASE SPECIFY

- ATFL Left Full STD
- ATDL Left Desk STD
- ATFR Right Full STD
- ATDR Right Desk STD

ARM PADS

- Standard**
- SAPFL Left Full (2.25" x 14") STD
 - SAPDL Left Desk (2.25" x 10") STD
 - SAPFR Right Full (2.25" x 14") STD
 - SAPDR Right Desk (2.25" x 10") STD

- Waterfall Arm Pads**
- WAPFL Left Full (13") N/C
 - WAPDL Left Desk (9") N/C
 - WAPFR Right Full (13") N/C
 - WAPDR Right Desk (9") N/C

- Modular Arm Pad - Left⁽¹⁾**
- MAPTFL Left Tray Full (14") \$95
 - MAPTDL Left Tray Desk (10") \$95

Select Pad Insert below:

- ISSFL Iskin - Integrated soft skin foam
- SCVFL Startex Covered Visco foam

- Modular Arm Pad - Right⁽²⁾**
- MAPTFR Right Tray Full (14") \$95
 - MAPTDR Right Tray Desk (10") \$95

Select Pad Insert below:

- ISSFR Iskin - Integrated soft skin foam
- SCVFR Startex Covered Visco foam

- Flat Multi Position Arm Pads**
- MPAFL Left Full (14") \$150
 - MPADL Left Desk (10") \$150
 - MPAFR Right Full (14") \$150
 - MPADR Right Desk (10") \$150

- Gel Pads**
- GAPNL Narrow Left Full (2" x 12") \$88
 - GAPNR Narrow Right Desk (2" x 12") \$88
 - GAPWL Wide Left Full (3.5" x 12") \$96
 - GAPWR Wide Right Desk (3.5" x 12") \$96
 - GAPLL Long Left Full (3.5" x 14") \$103
 - GAPLR Long Right Desk (3.5" x 14") \$103

OMIT Omit Armpads(7/8" diameter tube) (\$25)

1. Requires interchangeable pad insert.

**Pediatric Power Positioning System
on ROVI X3 R-Net Base**

Dealer Name: _____

Dealer Account Number: _____

PO #: _____

Tag: _____

POWER CENTRE MOUNT FOOT PLATFORM

- LSFP Latitude Style Foot Platform \$2,995
For Finished Knee to heel measurements of 6.5"-12"
- LSPFP Latitude Style Padded Foot Plate \$250

STANDARD FRONT RIGGING

- FCMP Fixed Center Mount Platform⁽¹⁾ \$395
- IFP Comes with a rubber coated footplate (11.5" W x 10") N/C

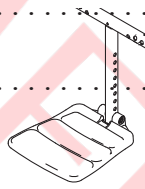
Select seat pan to footplate:

- SPTF12 6" - 13" N/C

Set at:

- SA70 Set at 70° N/C
- SA90 Set at 90° N/C
- SA97 Set at 97° N/C

1. 3" ground clearance required.



MANUAL CENTER MOUNT FRONT RIGGING

- MSFCMFP Maxx Style Fixed Center Mount Foot Platform⁽¹⁾⁽²⁾ \$395
With Quick Release Height Adjustment
- IFP Comes with a rubber coated footplate (11.5" W x 10") N/C
- ICP Comes standard with individual calf pads. . . \$200

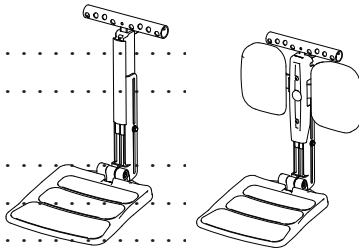
Select seat pan to footplate:

- SPTF13 8" - 13" N/C
- SPTF14 13" - 19" N/C

Set at:

- SA70 Set at 70° N/C
- SA90 Set at 90° N/C
- SA97 Set at 97° N/C

1. Depth and height adjustable.
2. 3" ground clearance required.



FOOT PLATFORM OPTIONS FOR MAXX CMFP



- SFFP Small Foot Platform⁽¹⁾ (12" w x 8.5" d) \$180
- MFFP Medium Platform⁽¹⁾ (12" w x 10.75" d) \$180

1. May need to adjust leg position to avoid interference with front castors

SWING AWAY LEGREST

- HD70 Heavy Duty 70° Swing Away Footrest(pair)⁽¹⁾⁽²⁾ . \$495

Select Receivers:

- RS Straight Receivers N/C
- RF Flared 1" Outward Receivers N/C

Select Seat Pan to Footplate:

- SPTF11 Seat pan to footplate 6"-10" N/C
- SPTF8 Seat pan to footplate 11"-15" N/C
- SPTF2 Seat pan to footplate 13"-17" N/C
- HDFCP Flat Calf Pad Option (pair) \$275

1. Must choose footplate on page 6
2. Heavy duty durable construction (4.5lbs ea.).

SWING AWAY LEGREST

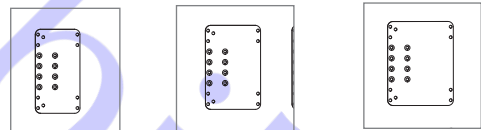
- I70SAF Invacare 70° Swingaway Footrests (Pair) \$325
- I70-CF Comes with composite foot plates N/C
- 90SWING Invacare 90° Swingaway Footrests with AT5543 Adjustable Angle Foot plates, Heel Loops and Impact Guards⁽¹⁾ (Range 4.5"-7.5")(Pair) . . . \$450

Select Seat Pan to Footplate⁽¹⁾:

- SPTF11 Seat pan to footplate 6"-10" N/C
- SPTF8 Seat pan to footplate 11"-15" N/C
- SPTF2 Seat pan to footplate 13"-17" N/C

1. For optional Seat pan to footplate extensions on 90SWING you must order with Motion Concepts Foot plates

FOOTPLATE SIZE SELECTION



1. Certain footplate sizes may not fit all seat widths depending on legrests selected.

ADJUSTABLE ANGLE FOOTPLATES

- AFSL Left Small Footplate (4.25"W x 8"D) \$165
- AFSR Right Small Footplate (4.25"W x 8"D) \$165
- AFML Left Medium Footplate (5.25"W x 8"D) \$165
- AFMR Right Medium Footplate (5.25"W x 8"D) \$165
- AFLL Left Large Footplate (6.25"W x 8"D) \$165
- AFLR Right Large Footplate (6.25"W x 8"D) \$165

MULTI-AXIS ADJUSTABLE ANGLE FOOTPLATES

- MFSL Left Small Footplate (4.25"W x 8"D) \$225
- MFSR Right Small Footplate (4.25"W x 8"D) \$225
- MFML Left Medium Footplate (5.25"W x 8"D) \$225
- MFMR Right Medium Footplate (5.25"W x 8"D) \$225
- MFLL Left Large Footplate (6.25"W x 8"D) \$225
- MFLR Right Large Footplate (6.25"W x 8"D) \$225

**Pediatric Power Positioning System
on ROVI X3 R-Net Base**

Dealer Name: _____

Dealer Account Number: _____

PO #: _____

Tag: _____

HEEL LOOPS, CUPS AND TOE STRAPS

- HLL Left Heel Loop (each) \$20
- HLR Right Heel Loop (each) \$20
- HCL Left Cup Loop (each) \$20
- HCR Right Cup Loop (each) \$20
- TSL Left Toe Strap (each) \$20
- TSR Right Toe Strap (each) \$20

THORACIC LATERALS AND HIP/KNEE SUPPORTS

- Matrx Laterals please see page 9
- Maxx Laterals and Hip/Knee supports
please see page 10

ELECTRONIC SWITCH MOUNTING

- ESML Left Side
- ESMR Right Side
- ESMD Do not mount
- ESMS Specialty Controls

SINGLE-DUAL FUNCTION ELECTRONICS

- SFCB Single/Dual Function through
Switch/Toggle⁽¹⁾ STD
- Select Switch:
 - SPBO Single Push Button
 - STO Single Toggle
 - DPBO Dual Push Button
 - SOS Omit Switch
- SFCB Single/Dual Function through
Drive Control⁽¹⁾ \$750
- Select Control:
 - JOY Through Joystick
 - SC Through Specialty Control
- Optional:
 - RDE Reduced Drive for Elevating Seat⁽²⁾ \$400
 - SPBSA Additional Single Push Button \$150
 - STA Additional Single Toggle Switch \$150
 - DPBA Additional Dual Push Button \$150

1. These electronics include drive lock-out and tilt limit.
2. If reduced drive is not selected the system will be in drive lock-out when elevated.

MULTI-FUNCTION ELECTRONICS

- MFCB Multi-Function through
Switch/Toggle⁽¹⁾ \$1,950
- Select Switch:
 - QPBO Quad Push Button
 - FWTO Four-Way Toggle
 - EWRO 8-Way Rocker⁽²⁾
- MFCBD Multi-Function through
Drive Control⁽¹⁾ \$1,950
- Select Control:
 - JOY Through Joystick
 - SC Through Specialty Control
- Optional:
 - RDEY Include Reduced Drive for Elevating Seat⁽³⁾
 - RDEN Do not Induce Reduced Drive for Elevating
Seat⁽³⁾
 - QPBA Additional Quad Button \$150
 - FWTA Additional Four-Way Toggle Switch \$150
 - EWRA Additional 8-Way Rocker \$205

1. These electronics include attendant control, drive lock-out, tilt/recline limit and actuator speed control
2. Dual function is not available with 8-Way Rocker.
3. If reduced drive is not selected system will be in drive lock-out when elevated.

ELECTRONICS OPTIONS

- M616S M616 Converter⁽¹⁾ \$125
- FTSQ Feather Touch Switch Single Function
Quarter Size \$295
- FTMD Feather Touch Switch Multi-Function
Dual Dime Size \$295
- FTMQ Feather Touch Switch Multi-Function
Quad Dime Size \$295
- SESG Stealth Egg Switch - Single Function
Green \$95
- SESB Stealth Egg Switch - Single Function
Black \$95
- PSOS Power Shut Off Switch - Toggle⁽¹⁾ \$175
- LJS Lazarus Jump Starter⁽¹⁾ \$150
- APPS Accessory Port Power Supply⁽¹⁾
(3 amp capacity) \$195
- TPSMH 12 Piece Switch Mounting Hardware
Kit (additional kits) \$39

1. Not available with Single-Dual Function Electronics.

Dealer Name: _____

Dealer Account Number: _____

PO #: _____

Tag: _____

SEATING IS NOT COVERED BY AADL

CUSHION COVER REFERENCE GUIDE

Cushion	Kid*ab*ra	Meshtex	Startex/Spacetex	Pink Lollipop/Blue Blizzard	Infection Control
PS/PSP	N/C	N/A	STD	STD	Reversible
Kid*ab*ra	STD	\$103	N/A	\$103	N/A
Vi	\$103	STD	\$103	\$103	N/A
Libra/Libra Adjust	N/A	N/A	STD	N/A	\$50

BACK COVER REFERENCE GUIDE

Back	Kid*ab*ra	Meshtex	Startex	Pink Lollipop	Blue Blizzard	Infection Control
Mini	STD	N/A	N/C	N/C	N/C	N/A
Elite	N/A	N/A	N/A	N/A	N/A	N/A
Elite TR	N/A	N/A	N/A	N/A	N/A	N/A
Elite Deep	N/A	N/A	STD	N/A	N/A	N/A
PB	N/A	N/A	STD	N/A	N/A	N/A
PB Deep	N/A	N/A	STD	N/A	N/A	N/A

MATRIX SEAT CUSHION OPTIONS

Matrix Libra Adjust Seat Cushion 14" - 15" wide \$985

- LC1414-ADJ LC1416-ADJ LC1516-ADJ

Matrix Libra Seat Cushion 14" - 15" wide \$745

- LC1414 LC1416 LC1516

Fabric Options for Libra/Libra Adjust Cushions

- SFLF Spacetex N/C
 ICFL Infection Control N/C

Matrix PS Seat Cushion 11" - 14" wide \$569

- PS1112 PS1114 PS1212 PS1214 PS1312 PS1314
 PS1412 PS1414

Matrix PSP Seat Cushion 16" - 20" wide \$645

- PSP1112 PSP1114 PSP1212 PSP1214 PSP1312
 PSP1314 PSP1412 PSP1414

Fabric Options for PS/PSP Cushions

- CV-K Kid*ab*ra (Non Reversible) N/C
 CV-P Pink Lollipop (Non Reversible) N/C
 CV-B Blue Blizzard (Non Reversible) N/C

Matrix Kid*ab*ra Cushion 11" - 14" wide \$576
(Comes standard with Kid*ab*bra fabric)

- KA1212-VI KA1214-VI KA1412-VI KA1414-VI

Fabric Options for Kidabra Cushions

- CV-M Meshtex (Non Reversible) \$103
 CV-P Pink Lollipop (Non Reversible) \$103
 CV-B Blue Blizzard (Non Reversible) \$103

Matrix Vi Seat Cushion 14" wide \$624

- MA1415-VI

UPGRADABLE BACK OPTIONS

Matrix Mini Back 11" - 14" wide \$845

(Comes standard with Kid*ab*bra fabric)

- MINI1010 MINI1012 MINI1110 MINI1112
 MINI1210 MINI1212 MINI1214 MINI1310
 MINI1312 MINI1314 MINI1410 MINI1412
 MINI1414

Fabric Options for Mini Back

- MINI-S Startex (Non Reversible) N/C
 MINI-P Pink Lollipop (Non Reversible) N/C
 MINI-B Blue Blizzard (Non Reversible) N/C
 HIMINI Chest Harness Interface Kit for PB Back⁽¹⁾⁽²⁾ ... \$110

MATRIX MINI FIXED LATERALS - FOR MINI BACKS

Matrix MINI Fixed Lateral with Pad

- MINILATL LEFT (4.5" x 3") \$130
 MINILATR RIGHT (4.5" x 3") \$130

MATRIX MINI SWING AWAY LATERALS - FOR MINI BACKS

MINI Swing Away Lateral Mounting Hardware

- SAHMINIL LEFT SIDE \$250
 SAHMINIR RIGHT SIDE \$250

Mini Lateral Trunk Support RIGHT(each)

Select Pad Size:

- EPADXSR XS(3.25"x4.25") \$115
 EPADSR S(3.5"x5.25") \$115

Mini Lateral Trunk Support LEFT(each)

Select Pad Size:

- EPADXSL XS(3.25"x4.25") \$115
 EPADSL S(3.5"x5.25") \$115

Fabric Options for Mini Lateral Trunk Supports

- MINILAT-K Startex (None Reversible) N/C
 MINILAT-P Pink Lollipop (None Reversible) N/C
 MINILAT-B Blue Blizard (None Reversible) N/C

Dealer Name: _____

Dealer Account Number: _____

PO #: _____

Tag: _____

SEATING IS NOT COVERED BY AADL

UPGRADABLE BACK OPTIONS - CONTINUED

Matrx Elite Back 14" - 15" wide (3" Contour) \$766

- PBE1410 PBE1412 PBE1414 PBE1416 PBE1418
- PBE1420 PBE1510 PBE1512 PBE1514 PBE1516
- PBE1518 PBE1520

Matrx Elite TR Back 15" wide \$866

- PBE1516-TR PBE1518-TR PBE1520-TR

Matrx Elite Deep Back 14" - 15" wide \$918

- EDB1412 EDB1416 EDB1418 EDB1420
- EDB1510 EDB1512 EDB1514 EDB1516
- EDB1518 EDB1520

Matrx PB Back 14"(5" Contour) \$734

- MPB1412 MPB1416

Matrx PB Deep Back 14" (7" Contour) \$892

- MPBD1412 MPBD1416

OTHER UPGRADABLE BACK OPTIONS

- EBSS Super Soft Foam for Elite Back Upgrade . . . \$103
- WSCU Infection Control Cover for Elite/PB Backs . . . \$103
purchased with back
- WSC Infection Control Cover for Elite/PB Backs . . . \$150
purchased with without back
- CHIEB Chest Harness Interface Kit for Elite Back⁽¹⁾⁽²⁾ . \$103
- CHIEB Chest Harness Interface Kit for PB Back⁽¹⁾⁽²⁾ . . . \$52

1. Does not include the chest strap.

2. This Interface Kit is only Required for 4 point harnesses.

MATRX ELAN HEADREST PAD⁽¹⁾⁽²⁾

- ESP6 Matrx Elan Standard Pad 6" \$310
- ESP10 Matrx Elan Standard Pad 10" \$310
- ESP14 Matrx Elan Standard Pad 14" \$310
- EOP9 Matrx Elan Occipital Pad 9" \$341
- EOP12 Matrx Elan Occipital Pad 12" \$341
- E4PTSM Matrx Elan 4-Point Pad 9"W x 7"H \$448
- ESP6-IC Matrx Elan Standard Pad 6" with Infection Control \$335
- ESP10-IC Matrx Elan Standard Pad 10" with Infection Control \$335
- ESP14-IC Matrx Elan Standard Pad 14" with Infection Control \$335
- EOP9-IC Matrx Elan Occipital Pad 9" with Infection Control \$366
- EOP12-IC Matrx Elan Occipital Pad 12" with Infection Control \$366
- E4PTSM-IC Matrx Elan 4-Point Pad 9"W x 7"H with Infection Control \$473

1. Not compatible with sling back

2. If mounting on PB Elite must order removable hardware

HEADREST MOUNTING HARDWARE OPTIONS

- MEMH Elan Mini Removable HDW \$285
- MEHWRE Elan Multi-Axis Removable HDW \$285
- LXSHW Loxx Standard Hardware (15" Vertical Post) . \$275
- LXMMH Loxx Mini Hardware (11" Vertical Post) \$275

MATRX FIXED LATERALS - FOR ELITE AND ELITE TR BACKS

- PBSSL Matrx Small Lateral Fixed-Left(3x5.5") \$113
- PBSSR Matrx Small Lateral Fixed-Right(3x5.5") . . . \$113
- PBLSL Matrx Standard Lateral Fixed-Left(7.5x5") . \$116
- PBLSR Matrx Standard Lateral Fixed-Right (7.5x5") \$116
- PBOLL Matrx Offset Lateral Fixed Left \$125
- PBOLR Matrx Offset Lateral Fixed Right \$125

MATRX SWING AWAY LATERALS - FOR ELITE AND ELITE TR BACKS

- Matrx Lateral Trunk Support Left⁽¹⁾
 - EPADXL Size XS (3.25x4.25") \$115
 - EPADSL Size S (3.5x5.25") \$115
 - EPADML Size M (3.75x5.75") \$115
 - EPADLL Size L (4.25x6.5") \$115
- Matrx Lateral Trunk Support Right⁽¹⁾
 - EPADXR Size XS (3.25x4.25") \$115
 - EPADSR Size S (3.5x5.25") \$115
 - EPADMR Size M (3.75x5.75") \$115
 - EPADLR Size L (4.25x6.5") \$115

1. Must choose swing away hardware below

MATRX SWING AWAY HARDWARE - FOR ELITE AND ELITE TR BACKS

- SAEHBL Matrx Elite Swing Away Hardware Left \$250
- SAHEBR Matrx Elite Swing Away Hardware Right \$250
- OSAHL Matrx Offset Elite Swing Away Hardware Left \$250
- OSAHR Matrx Offset Elite Swing Away Hardware Right \$250

OTHER MATRX ACCESSORIES

- Multi Axis Upper Extreimity Support
 - MACESL Multi Axis Arm Support - Left⁽¹⁾ \$225
 - MACESR Multi Axis Arm Support - Right⁽¹⁾ \$225

1. Allows rotation of the armpad, only compatible with Gel pad, Flat pad or Ergonomic Arm Troughs

SEATING IS NOT COVERED BY AADL

Dealer Name: _____
 Dealer Account Number: _____
 PO #: _____
 Tag: _____

MAXX LATERALS TRUNK SUPPORTS⁽¹⁾

Left Fixed Mount Lateral Trunk Support⁽¹⁾

Select Left Trunk Support Size

- LATXL Size XS (3.25" x 4.25") \$100
- LATSL Size S (3.5" x 5.25") \$100
- LATML Size M (3.75" x 5.75") \$100
- LATLL Size L (4.25" x 6.5") \$100

Right Fixed Mount Lateral Trunk Support⁽¹⁾

Select Right Trunk Support Size

- LATXR Size XS (3.25" x 4.25") \$100
- LATSR Size S (3.5" x 5.25") \$100
- LATMR Size M (3.75" x 5.75") \$100
- LATLR Size L (4.25" x 6.5") \$100

1. Not compatible with "deep" matrix backs or sling back.

Swing Away Trunk Support Hardware⁽⁴⁾

- SALATL Left MAXX Style Swing Away HDW⁽¹⁾ \$195
- Select Left Trunk Support Size
- LATXL Size XS (3.25" x 4.25") \$100
- LATSL Size S (3.5" x 5.25") \$100
- LATML Size M (3.75" x 5.75") \$100
- LATLL Size L (4.25" x 6.5") \$100
- SALATR Right MAXX Style Swing Away HDW⁽¹⁾ \$195
- Select Right Trunk Support Size
- LATXR Size XS (3.25" x 4.25") \$100
- LATSR Size S (3.5" x 5.25") \$100
- LATMR Size M (3.75" x 5.75") \$100
- LATLR Size L (4.25" x 6.5") \$100
- ATLL Additional Telescoping Link - Left \$75
- ATLR Additional Telescoping Link - Right \$75

1. Up to 2.75" medial offset
 2. Recommended for all backs except rehab back, PB and elite deep backs
 3. Medial offset depends on back thickness
 4. Must choose fixed mount and pads

HIP SUPPORTS

Lateral Hip Support with Fixed Mounting Hardware Left⁽¹⁾

Select Pad Size and mounting position at Hip:

- HSPXLH Size XS (5.5" W x 4" H) mounted at Hip . . . \$120
- HSPSLH Size S (7"W x 6"H) mounted at Hip \$120
- HSPMLH Size M (9" W x 4"H) mounted at Hip \$120
- HSPLLH Size L (13" W x 4"H) mounted at Hip \$120

Select Pad Size and mounting position at Knee:

- HSPXLK Size XS (5.5"W x 4" H) mounted at Knee . . . \$120
- HSPSLK Size S (7"W x 6" H) mounted at Knee \$120
- HSPMLK Size M (9"W x 4"H) mounted at Knee \$120
- HSPLLK Size L (13"W x 4"H) mounted at Knee \$120

HIP SUPPORTS - CONTINUED

Lateral Hip Support with Fixed Mounting Hardware Right⁽¹⁾

Select Pad Size and mounting position:

- HSPXRH Size XS (5.5"W x 4"H) mounted at Hip \$120
- HSPSRH Size S (7"W x 6"H) mounted at Hip \$120
- HSPMRH Size M (9"W x 4"H) mounted at Hip \$120
- HSPLRH Size L (13"W x 4"H) mounted at Hip \$120

Select Pad Size and mounting position at Knee:

- HSPXRK Size XS(5.5"W x 4"H) mounted at Knee . . \$120
- HSPSRK Size S (7"W x 6"H) mounted at Knee \$120
- HSPMRK Size M (9"W x 4"H) mounted at Knee \$120
- HSPLRK Size L (13"W x 4"H) mounted at Knee \$120

1. Must choose swing away hardware below if required.

REMOVABLE HIP SUPPORT HARDWARE

Lift Off Removable Hardware for Hip Support

- LOHL Left \$195
- LOHR Right \$195

MAXX Style Quick Release, Removable, Multi-Axis Mounting Hardware for Hip Supports

Select mounting position:

- MHSHLH Left mounted at Hip \$215
- MHSHLK Left mounted at Knee \$215
- MHSHRH Right mounted at Hip \$215
- MHSHRK Right mounted at Knee \$215

Swing Away Removable Hardware for Hip Supports

Select mounting position:

- SHSHLH Left mounted at Hip \$215
- SHSHLK Left mounted at Knee \$215
- SHSHRH Right mounted at Hip \$215
- SHSHRK Right mounted at Knee \$215

Extended Maxx Style Quick Release, Removable, Multi-Axis Mounting Hardware for Hip Supports⁽¹⁾

Select mounting position:

- EMQHLH Left mounted at Hip \$215
- EMQHLK Left mounted at Knee \$215
- EMQHRH Right mounted at Hip \$215
- EMQHRK Right mounted at Knee \$215