



**APEX**

ORDER FORM - AADL # W397

P.O. number:\* \_\_\_\_\_ Date: \_\_\_\_\_  
 Company Name:\* \_\_\_\_\_ Phone:\* \_\_\_\_\_  
 Ordered by:\* \_\_\_\_\_  
 Clinician/ATP/RTS: \_\_\_\_\_  
 Email: \_\_\_\_\_  
 Marked for: \_\_\_\_\_

Ship to:\* \_\_\_\_\_  
 Name: **MEDm&bility** \_\_\_\_\_  
 5711- Calgary Trail NW  
 Address: Edmonton AB T6H 2K1  
 P: 780-437-3300 • F: 780-430-9381  
 City: **AADL Vendor # 0000612578-001 v:** \_\_\_\_\_  
 Postal Code: \_\_\_\_\_  
 Phone: \_\_\_\_\_

**Discount 7%**

\* Required APMA040  English Manual (STD)    APMA041  Manuel Français    Taxes not included

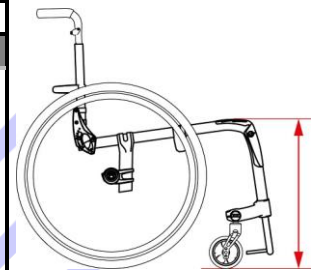
MODEL											
1	APWC11	Ultralight Aluminum APEX Rigid Wheelchair (265 lb weight limit)	Tripple-butted aluminum frame / Aluminum back canes and back rigidizer / Aluminum seat rigidizer / Ultralight carbon fiber camber tube and rear frame rigidizer							\$3 595	<input type="checkbox"/>

SEAT WIDTH										
2	APSW	Seat width:	12" <input type="checkbox"/>	13" <input type="checkbox"/>	14" <input type="checkbox"/>	15" <input type="checkbox"/>	16" <input type="checkbox"/>	17" <input type="checkbox"/>	18" <input type="checkbox"/>	NC <input type="checkbox"/>
3	APSW	Seat width:	19" <input type="checkbox"/>	20" <input type="checkbox"/>						\$338 <input type="checkbox"/>

SEAT DEPTH										
4	APSD	Seat depth:	12" <input type="checkbox"/>	13" <input type="checkbox"/>	14" <input type="checkbox"/>	15" <input type="checkbox"/>	16" <input type="checkbox"/>	17" <input type="checkbox"/>	18" <input type="checkbox"/>	NC <input type="checkbox"/>
5	APSD	Seat depth:	19" <input type="checkbox"/>	20" <input type="checkbox"/>						\$255 <input type="checkbox"/>

FRAME LENGTH										
6	APSP01	Standard frame length configuration								STD <input type="checkbox"/>
7	APSP02	Frame length 1" longer than standard configuration								NC <input type="checkbox"/>
8	APSP03	Frame length 2" longer than standard configuration								NC <input type="checkbox"/>
9	APSP04	Frame length 1" shorter than standard configuration								NC <input type="checkbox"/>
10	APSP05	Frame length 2" shorter than standard configuration								NC <input type="checkbox"/>

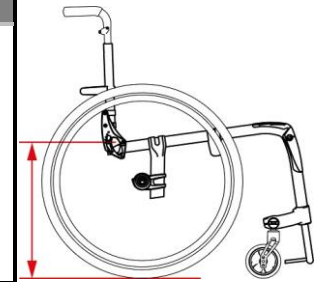
FRONT Seat-to-floor height		
Caster sizes	Height available +- 1/4"	Specify desired height:  _____ (inches)
3" Caster	14" to 21"	
4" Caster	14.5" to 21"	
5" Caster	15.5" to 21"	
6" Caster	16.5" to 21" (N/A with 90° front frame)	



CASTERS										
11	APCA01	Composite wheel w/ PU tire (1" width)	3" <input type="checkbox"/>	4" <input type="checkbox"/>	5" <input type="checkbox"/>	6" <input type="checkbox"/>		NC	<input type="checkbox"/>	
12	APCA10	Pneumatic casters 6" x 1 1/4"						\$160	<input type="checkbox"/>	
13	APCA14	Newton UltraCaster <i>Soft-Roll</i> Composite	4" x 1 1/2"						\$98	<input type="checkbox"/>
14	APCA15		5" x 1 1/2"						\$98	<input type="checkbox"/>
15	APCA16		6" x 1 1/2"						\$98	<input type="checkbox"/>
16	APCA17		4" x 1 1/2"						\$175	<input type="checkbox"/>
17	APCA18		Newton UltraCaster <i>Soft-Roll</i> Aluminum	5" x 1 1/2"						\$185
18	APCA19	6" x 1 1/2"						\$195	<input type="checkbox"/>	

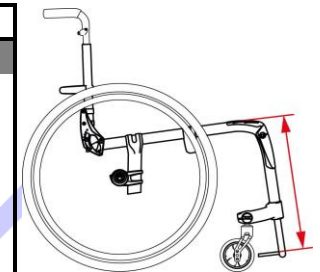
CASTER OPTIONS									
19	APCA13	Carbon fiber Frog Legs suspension forks Phase 2						\$489	<input type="checkbox"/>

REAR Seat-to-floor height		
Wheel sizes	Height available +/- 1/4"	
20" wheel	14" to 17.5"	<b>Specify desired height:</b>  _____ (inches)
22" wheel	14" to 18.5"	
24" wheel	15" to 19.5"	
25" wheel	15.5" to 20"	
26" wheel	16" to 20"	



FRONT FRAME ANGLE						
20	APFA70	70° Front frame angle			NC	<input type="checkbox"/>
21	APFA75	75° Front frame angle			NC	<input type="checkbox"/>
22	APFA80	80° Front frame angle			NC	<input type="checkbox"/>
23	APFA85	85° Front frame angle			NC	<input type="checkbox"/>
24	APFA90	90° Front frame angle			NC	<input type="checkbox"/>

Seat upholstery to footrest length	
12" to 19"	<b>Specify desired length:</b>  _____ (inches) <i>Required</i>



Footrest width / Taper selection				
Seat Width	Straight	1" Taper	2" Taper	
Outside Measurement	2 1/2" Narrower than Seat Width	4 1/2" Narrower than Seat Width	6 1/2" Narrower than Seat Width	
12"	9.5"	7.5"		
13"	10.5"	8.5"		
14"	11.5"	9.5"		
15"	12.5"	10.5"		
16"	13.5"	11.5"	9.5"	
17"	14.5"	12.5"	10.5"	
18"	15.5"	13.5"	11.5"	
19"	16.5"	14.5"	12.5"	
20"	17.5"	15.5"	13.5"	

Note: higher than 20" Front STFH will reduce the footrest width up to 1" with a 2" taper

FOOTPLATES					
25	APFP12	Tubular open loop <sup>1</sup>		STD	<input type="checkbox"/>
26	APFP13	Tubular with ABS cover		\$40	<input type="checkbox"/>
27	APFP31	Adjustable angle - Aluminum ( <i>one piece</i> )		\$98	<input type="checkbox"/>
28	APFP32	Newton adjustable angle - Carbon fiber ( <i>one piece with rubber inserts</i> )		\$198	<input type="checkbox"/>
29	APFP14	Flip back, adjustable angle aluminum		\$230	<input type="checkbox"/>
30	APFP15	Flip back, adjustable angle carbon fiber		\$335	<input type="checkbox"/>
31	APFP16	2" riser ( <i>only available with aluminum angle adjustable footplate</i> )		\$160	<input type="checkbox"/>

1 - Not available on all non tapered frames; Only available with 1 inch taper with seat width 17" and greater; Not available with 2 inch taper.

CALF STRAPS					
32	APFP09	Calf strap		\$52	<input type="checkbox"/>
33	APFP30	Bodypoint Aeromesh Padded calf strap		\$129	<input type="checkbox"/>

FOLD DOWN BACKREST					
34	APBC20	Locking backrest		STD	<input type="checkbox"/>
35	APBC21	Ultralight non locking backrest (not locking in upright and down position)		\$98	<input type="checkbox"/>

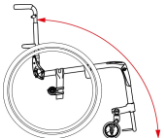
### Back canes fixed height, angle adjustable, Without push handle

ADJUSTABLE ANGLE FOLD DOWN BACKREST										
36	APBC	<b>Fixed height without push handle</b>	(30) 9" <input type="checkbox"/>	(31) 9.5" <input type="checkbox"/>	(32) 10" <input type="checkbox"/>	(33) 10.5" <input type="checkbox"/>	(34) 11" <input type="checkbox"/>	NC	<input type="checkbox"/>	
		(35) 11.5" <input type="checkbox"/>	(36) 12" <input type="checkbox"/>	(37) 12.5" <input type="checkbox"/>	(38) 13" <input type="checkbox"/>	(39) 13.5" <input type="checkbox"/>	(40) 14" <input type="checkbox"/>			(41) 14.5" <input type="checkbox"/>
		(42) 15" <input type="checkbox"/>	(43) 15.5" <input type="checkbox"/>	(44) 16" <input type="checkbox"/>	(45) 16.5" <input type="checkbox"/>	(46) 17" <input type="checkbox"/>	(47) 17.5" <input type="checkbox"/>			(48) 18" <input type="checkbox"/>
		(49) 18.5" <input type="checkbox"/>	(50) 19" <input type="checkbox"/>	(51) 19.5" <input type="checkbox"/>	(52) 20" <input type="checkbox"/>	(53) 20.5" <input type="checkbox"/>	(54) 21" <input type="checkbox"/>			

### Back canes, height and angle adjustable, with option

ADJUSTABLE ANGLE FOLD DOWN BACKREST						
37	APBC	<b>Straight back canes</b>		NC	<input type="checkbox"/>	
		(22) 9 - 12" <input type="checkbox"/>	(23) 12 - 15" <input type="checkbox"/>	(24) 15 - 18" <input type="checkbox"/>	(25) 18 - 21" <input type="checkbox"/>	

**Set height to: \*** ( in increments of 1/2", measured from seat sling to top of back upholstery )  
\* If not indicated, default height setting is at the lowest position

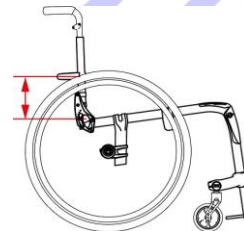
38		Select back cane angle: <sup>1</sup>	101° <input type="checkbox"/>	99° <input type="checkbox"/>	96° <input type="checkbox"/>	93° <sup>1</sup> <input type="checkbox"/>	90° <input type="checkbox"/>	87° <input type="checkbox"/>	83° <input type="checkbox"/>	80° <input type="checkbox"/>		STD	<input type="checkbox"/>
----	--	--------------------------------------	-------------------------------	------------------------------	------------------------------	---	------------------------------	------------------------------	------------------------------	------------------------------	--	-----	--------------------------

1 - If not indicated default angle setting is at 93°

PUSH HANDLE OPTION							
39	APPH01	Push handles		STD	<input type="checkbox"/>		
40	APPH05	Fold down push handles		\$150	<input type="checkbox"/>		
41	APPH06	Clamp on height adjustable push handle <sup>1</sup>	9 - 20" <input type="checkbox"/>	STD	9-23" <input type="checkbox"/>	\$325	<input type="checkbox"/>
42	APPH02	Without push handles		NC	<input type="checkbox"/>		

1 - Not compatible with swing away armrests

BACKRESTS OPTIONS					
43	APBC57	Standard 3 inch deep rigidizer bar		STD	<input type="checkbox"/>
44	APBC55	Four inch deep Aluminum rigidizer bar		NC	<input type="checkbox"/>
45	APBC56	Depth adjustable back ( <i>provides 3" of depth adjustment</i> ) <sup>1</sup>		\$245	<input type="checkbox"/>
46	APBC88	<b>Custom height rigidizer bar set at</b>  _____ (inches)  <i>Measured from the top of the seat sling to the center of the rigidizer - standard height is 5,7" Lowest position is 4,25"</i>		\$125	<input type="checkbox"/>



1 - Not available with seat depths of 18" and more

BACK UPHOLSTERY					
47	APBH03	Slip-on Syntech-Suede back upholstery		NC	<input type="checkbox"/>
48	APBH04	Adjustable tension Syntech-Suede back upholstery		\$245	<input type="checkbox"/>
49	APBH99	Omit Back upholstery		STD	<input type="checkbox"/>

RIGID BACK					
50		nXt back series (See nXt back pricelist)		See price list	

SEAT CUSHION									
51	APSC01	2" Cushion						\$175	<input type="checkbox"/>
52	APSC02	3" Cushion						\$195	<input type="checkbox"/>
53		nXt FIT cushion series (See nXt FIT pricelist)						See price list	<input type="checkbox"/>

REAR WHEELS													
54	APRW01	Mag <sup>1</sup>	20" <input type="checkbox"/>	22" <input type="checkbox"/>	24" <input type="checkbox"/>			\$129	<input type="checkbox"/>				
55	APRW02	Newton One - spoke wheel <sup>2</sup>		20" <input type="checkbox"/>	22" <input type="checkbox"/>	24" <input type="checkbox"/>		STD	<input type="checkbox"/>				
56	APRW03	Newton Gravity - ultralight wheel		20" <input type="checkbox"/>	22" <input type="checkbox"/>	24" <input type="checkbox"/>	25" <input type="checkbox"/>	26" <input type="checkbox"/>	\$360 <input type="checkbox"/>				
57	APRW04	Spinerogy Spox			22" <input type="checkbox"/>	24" <input type="checkbox"/>	25" <input type="checkbox"/>	26" <input type="checkbox"/>	\$800 <input type="checkbox"/>				
58		Spinerogy Spox spokes colors <sup>3</sup>		Blk STD <input type="checkbox"/>	Wht <input type="checkbox"/>	Blue <input type="checkbox"/>	Red <input type="checkbox"/>	Yel <input type="checkbox"/>	NC <input type="checkbox"/>				
59	APRW05	Spinerogy LX			22" <input type="checkbox"/>	24" <input type="checkbox"/>	25" <input type="checkbox"/>	26" <input type="checkbox"/>	\$995 <input type="checkbox"/>				
60		Spinerogy LX spokes colors <sup>3</sup>		Blk STD <input type="checkbox"/>	Pur <input type="checkbox"/>	Wht <input type="checkbox"/>	Blue <input type="checkbox"/>	Red <input type="checkbox"/>	Yel <input type="checkbox"/>	Pink <input type="checkbox"/>	Grn <input type="checkbox"/>	Org <input type="checkbox"/>	NC <input type="checkbox"/>
61	APRW07	Spinerogy CLX Carbon Blade				24" <input type="checkbox"/>	25" <input type="checkbox"/>		\$1 540 <input type="checkbox"/>				
62		Spinerogy CLX spokes colors <sup>3</sup>		Blk STD <input type="checkbox"/>	Pur <input type="checkbox"/>	Wht <input type="checkbox"/>	Blue <input type="checkbox"/>	Red <input type="checkbox"/>	Yel <input type="checkbox"/>	Pink <input type="checkbox"/>	Grn <input type="checkbox"/>	Org <input type="checkbox"/>	NC <input type="checkbox"/>

1 - HP tires are not compatible with Mag Wheels -use only aluminum or plastic coated handrim

2 - Not compatible with Shox tires

3 - Colour spokes require an additional 10 days lead-time

TIRES			Available		
63	APTIO1	Soft Urethane 1 1/4"	20", 22" 24"		NC <input type="checkbox"/>
64	APTIO2	Soft Urethane knobby 1 3/8"	22", 24", 25", 26"		\$110 <input type="checkbox"/>
65	APTIO4	Soft Urethane - Shox 1"	22", 24", 25", 26"		\$130 <input type="checkbox"/>
66	APTIO5	Pneumatic 1 3/8"	20", 22", 24", 25", 26"		STD <input type="checkbox"/>
67	APTIO8	Pneumatic with Airless insert 1 3/8"	22", 24"		\$215 <input type="checkbox"/>
68	APTIO6	Pneumatic HP - 1"	20", 22", 24", 25", 26"		\$110 <input type="checkbox"/>
69	APTIO7	Pneumatic HP - Schwalbe Marathon Plus 1"	24", 25", 26"		\$190 <input type="checkbox"/>

HANDRIMS									
70	APHR01	Aluminum anodized						STD	<input type="checkbox"/>
71	APHR07	Newton Air Grip <sup>1</sup>		Black <input type="checkbox"/>				\$150	<input type="checkbox"/>
72	APHR	Newton Air Grip <sup>1</sup>		(08) Sunkissed Orange <input type="checkbox"/>	(09) Burgundy <input type="checkbox"/>	(10) Sapphire Blue <input type="checkbox"/>		\$330	<input type="checkbox"/>
		(11) Monster Green <input type="checkbox"/>	(12) Charcoal <input type="checkbox"/>	(13) Fuchsia <input type="checkbox"/>	(14) Steel Blue <input type="checkbox"/>				
		(15) Ferrari Red <input type="checkbox"/>	(16) Acid Green <input type="checkbox"/>	(17) White <input type="checkbox"/>	(18) Sky Blue <input type="checkbox"/>				
<b>Assembly position for aluminum and Newton AirGrip handrims</b>									
73	APHR29	Standard Handrim position		Full tab				STD	<input type="checkbox"/>
74	APHR30	Narrow Handrim position		Short tab 2 positions				\$25	<input type="checkbox"/>
75	APHR31	Super Narrow Handrim		Short tab 2 positions STD <input type="checkbox"/>	Short tab 1 position <input type="checkbox"/>			\$25	<input type="checkbox"/>

HANDRIM									
76	APHR02	Plastic coated <sup>3</sup>						\$160	<input type="checkbox"/>
77	APHR03	Q-Grip High friction Neoprene coated <sup>1,2,3</sup>						\$430	<input type="checkbox"/>
78	APHR28	Surge <sup>1,2,3</sup>		(1-1/2" Oval handrim w/ Gripton high friction strip)				\$470	<input type="checkbox"/>
79	APHR05	Surge LT <sup>1,2,3</sup>		(1-1/8" Oval handrim w/ Gripton high friction strip)				\$500	<input type="checkbox"/>
80	APHR04	Natural Fit Standard Grip <sup>1,2,3</sup>		(1-1/2" Oval handrim w/standard thumb piece)				\$500	<input type="checkbox"/>
81	APHR25	Natural Fit Super Grip <sup>1,2,3</sup>		(1-1/2" Oval handrim w/super grip thumb piece)				\$530	<input type="checkbox"/>
82	APHR99	Omit handrim						NC	<input type="checkbox"/>

1 - Not available with Mag wheels

2 - Not available in 20"

3- Only standard handrim position available

AXLES									
83	APAX01	Quick release axle						STD	<input type="checkbox"/>
84	APAX03	Quad release axle						\$170	<input type="checkbox"/>

REAR WHEEL CAMBER									
85	APCM00	0° camber						STD	<input type="checkbox"/>
86	APCM02	2° camber						NC	<input type="checkbox"/>
87	APCM04	4° camber						NC	<input type="checkbox"/>
88	APCM06	6° camber						NC	<input type="checkbox"/>
89	APCM08	8° camber						NC	<input type="checkbox"/>

**CENTER OF GRAVITY**

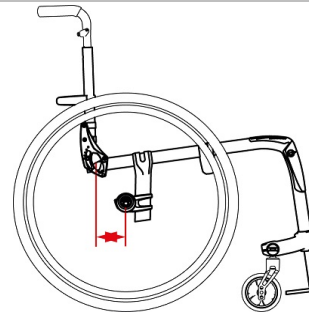
**Specify the position of rear wheel axle plate:**

Measure distance from front of back post to center of axle receiver.

0 - 6" range	Set At: _____ (inches)
--------------	------------------------

If not indicated, default setting is at 2,5"

If a configuration issue arises due to the choice of the Center Of Gravity (COG) Motion Composites reserves the right to reduce or increase the COG to the closest position.



WHEEL LOCK					
90	APWL08	Newton wheel lock - push to lock		STD	<input type="checkbox"/>
91	APWL04	Newton grade aid push to lock (suggested with pneumatic or high pressure tire)		\$175	<input type="checkbox"/>
92	APWL13 APWL14	6" removable extension handle		\$67	<input type="checkbox"/>
93	APWL05	Scissor Lock		\$300	<input type="checkbox"/>
94	APWL99	Omit wheel locks		NC	<input type="checkbox"/>

"T" ARMREST <sup>1</sup>		Height Adjustment				
95	APAR03	10" Desk Length	8 - 12" STD <input type="checkbox"/>	10 - 14" <input type="checkbox"/>	\$360	<input type="checkbox"/>
96	APAR04	14" Full Length	8 - 12" STD <input type="checkbox"/>	10 - 14" <input type="checkbox"/>	\$360	<input type="checkbox"/>

1 - May have a 1/2 " adjustment restriction on both limits of the range

SWING AWAY ARMREST <sup>2</sup>		Height Adjustment				
97	APAR05	Tubular arm pad	8 - 11"		\$295	<input type="checkbox"/>
98	APAR06	10" Desk length arm pad	8 - 11"		\$295	<input type="checkbox"/>

2 -not available with the Ultralight non-locking backrest

SIDE GUARDS (not available with "T" Armrest)					
99	APSG01	Plastic side guards (removable)		\$225	<input type="checkbox"/>
100	APSG03	Carbon fiber side guards (removable)		\$295	<input type="checkbox"/>
101	APSG06	Plastic fender side guards (removable) <sup>1</sup>		\$320	<input type="checkbox"/>
102	APSG04	Carbon fiber fender side guards (removable)		\$495	<input type="checkbox"/>

1 - Not compatible with 20" and 22" rear wheels

POSITIONING BELT							
103	APSB01	Velcro adjustable	Standard 35" <input type="checkbox"/>	Long 60" <input type="checkbox"/>	\$45	<input type="checkbox"/>	
104	APSB02	Auto buckle	Standard 35" <input type="checkbox"/>	Long 60" <input type="checkbox"/>	\$55	<input type="checkbox"/>	
105	APSB07	Hardware attachment for 2 point seatbelt (1 pair)			NC	<input type="checkbox"/>	
106	APSB03	Additional hardware for 2 extra attachment points (needed for the 4 point seat belt) (1 pair)			\$13	<input type="checkbox"/>	
107	APSB04	BodyPoint Hip Belt - 2 point non padded		Medium 56" <input type="checkbox"/>	Long 61" <input type="checkbox"/>	\$82	<input type="checkbox"/>
108	APSB05	BodyPoint Hip Belt - 2 point padded	Small 51" <input type="checkbox"/>	Medium 56" <input type="checkbox"/>	Long 61" <input type="checkbox"/>	\$170	<input type="checkbox"/>
109	APSB06	BodyPoint Hip Belt - 4 point padded	Small 51" <input type="checkbox"/>	Medium 56" <input type="checkbox"/>	Long 61" <input type="checkbox"/>	\$195	<input type="checkbox"/>
110	APSB08	BodyPoint EVOFLEX® Positioning Belt Rehab latch and Band Clamps		Medium 18" <input type="checkbox"/>	Long 24" <input type="checkbox"/>	\$324	<input type="checkbox"/>
111	APSB99	Omit positioning belt			STD	<input type="checkbox"/>	

ACCESSORIES									
112	APAC03	Anti-tippers			\$115	<input type="checkbox"/>			
113	APAC05	WC-19 Transit Tie Down w/Q'straint belt <sup>1</sup>	Short belt 20-41" <input type="checkbox"/>	Long belt 20-46" <input type="checkbox"/>	\$345	<input type="checkbox"/>			
114	APAC08	Spoke guards <sup>2</sup>	Available: 20", 22", 24", 26"		\$145	<input type="checkbox"/>			
115	APAC10	Seat pouch			\$95	<input type="checkbox"/>			
116	APAC26	BodyPoint Mobility Bag			\$135	<input type="checkbox"/>			
117	APAC23	Newton Backpack			\$120	<input type="checkbox"/>			
118	APAC13	Tool kit			\$50	<input type="checkbox"/>			
119	APAC16	Motion Composites Polo Shirt	W/S <input type="checkbox"/>	W/M <input type="checkbox"/>	W/L <input type="checkbox"/>	\$32	<input type="checkbox"/>		
			M/S <input type="checkbox"/>	M/M <input type="checkbox"/>	M/L <input type="checkbox"/>			M/XL <input type="checkbox"/>	M/XXL <input type="checkbox"/>

1 -May interfere with swing away armrest and clamp on height adjustable push handle

2 - Not available with Mag wheels

COLOR								
120	APFC	Highlight color:	(10) Ferrari Red <input type="checkbox"/>	(11) White <input type="checkbox"/>	(12) Black <input type="checkbox"/>	(13) Sunkissed Orange <input type="checkbox"/>	NC	<input type="checkbox"/>
			(14) Sky Blue <input type="checkbox"/>	(15) Fuchsia <input type="checkbox"/>	(16) Acid Green <input type="checkbox"/>			

							<b>Total</b>		
--	--	--	--	--	--	--	--------------	--	--

Notes :



MEDmobility