



Pride Mobility Products Co.

5096 South Service Rd, Beamsville, ON, L0R 1B3

Phone: 888-570-1113 | Fax: 866-514-1303 | Email: productorders@pridemobility.com

Discount 6%

AADL Quantum 1450 Order Form with TRU-Balance® (W709)

Account Number: _____

Provider Name: _____

Contact: _____

Phone: _____ Fax: _____

Email: _____

PO Number: _____

Marked for: _____

Ship to Address: _____

City: _____ Prov: _____ PC: _____

MEDmobility
 5711- Calgary Trail NW
 Edmonton AB T6H 2K1
 P: 780-437-3300 • F: 780-430-9381
AADL Vendor # 0000612578-001



INTRODUCTION

This form is interactive when viewed with [Adobe Acrobat Reader](#). Complete the form by placing checks in the desired boxes and provide information in the interactive fields. Buttons shown at the bottom of the form may be utilized to print or submit the order form through a desktop email application. To email via a web-based application, please 'Save As' and attach the PDF to your email.

This order form contains a large variety of options to fulfill various patient needs. Descriptions and section notes, such as optional or required, are included to help you complete your order. Other part numbers can be found on the quote acknowledgment after this order form is submitted. Please contact Quantum® Sales at 888-570-1113 if assistance is needed. Send the completed order form by fax (866-514-1303) or email (productorders@pridemobility.com). Incomplete forms may delay the quote or order. Customer service will contact you if the order is incomplete or if there are compatibility issues. If special order requests are needed, be sure that the Patient Information section is completed

All prices are MSRP. Prices, specifications, part numbers, and availability are subject to change without notice. Prices and part numbers as shown are only available when configured as a complete power chair. Please contact technical service for accurate parts ordering.

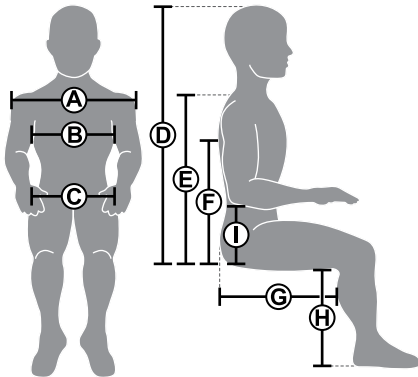
PATIENT INFORMATION

Weight: _____ Height: _____

A. Shoulder Width: _____ D. Max Sitting Height: _____ G. Thigh Depth: _____

B. Chest Width: _____ E. Shoulder Height: _____ H. Lower Leg Length: _____

C. Hip Width: _____ F. Axilla Height: _____ I. Elbow Height: _____



1. BASE MODEL

REQUIRED. Select a group 3 power base. 600 lb. weight capacity with standard 14" flat free tires, 4.5 mph motors, and 8 amp off board charger. Dimensions of base without legrests: 29.25"W x 38.25"L.

Quantum 1450..... \$11,920
 Part: Q1450. ADP: WP0001021

2. BASE COLOR

REQUIRED. Select one shroud color. Colors shown here may differ from actual product depending on monitor/printer calibration used.

- Electric Blue
Part: SHDASMB7110018
- Back in Black
Part: SHDASMB6686

3. BASE MOUNTED FOOT PLATFORM

REQUIRED. Select a foot platform option. May interfere with seat mounted legrests.

- Heavy Duty, 17"Wx13"D, Foot Platform..... Standard Omit Base Mounted Foot Platform No Charge
Part: FRMASMB17955 Part: PTOINDV3674
- Heavy Duty, 17"Wx16"D, Foot Platform..... No Charge
Part: FRMASMB17956

4. ELECTRONICS

REQUIRED. Select a type of drive control from the following sections. The No Joystick option is used to omit the joystick and utilize another control, such as a specialty control at the end of this form or found on the [Alternative Controls and Electronics Order Forms](#).

4.1a. Non-Expandable Controls

Select a joystick below or omit selection if another controller type is desired. Non-expandable does not allow supplementary drive controllers.

- VR2 6-Key Joystick Standard No Joystick, Setup for VR2 Joystick No Charge
Part: CTLDC1498 Part: Configuration selection

4.1b. Expandable Controls - Quantum Intelligent Systems™

Select expandable controls or omit selection if another controller type is desired. Expandable controls allow multiple or specialized controllers. This sections allows a selection of common configurations.

Q-Logic 3 Joystick

- Q-Logic 3 EX Joystick \$900
Part: CTL167724. ADP: WEX1
- Q-Logic 3 EX Joystick for Full Lights \$900
Part: CTL167725. ADP: WEX1
- No Joystick, Setup for Q-Logic
Part: Configuration selection.

Q-Logic 3 Joystick Armor

REQUIRED with Q-Logic 3 EX Joystick selection above. Reference colors shown in section 2.

- Black, Soft Touch No Charge Match Joystick Armor to Base Color Standard
Part: DGN124307 Part: PTOINDV3421
- Non-matching Joystick Armor No Charge
Part: PTOINDV3422
Select color below
- Red Corvette Back in Black Pretty in Pink
Part: DGN124336-PRD1 Part: DGN124336-PBK1 Part: DGN124336-PPK3
- Electric Blue Evolution Orange To Be Determined
Part: DGN124336-PBU9 Part: DGN124336-POR7 Part: N/A

- Quantum Backup Camera \$475
Part: MEC1910365

1. Optional Mounting Bracket

- Backup Camera Headrest Bracket..... \$30
Part: MEC1910373
Works with .5" x .5" vertical supports only.



5. JOYSTICK HANDLES

REQUIRED. The Q-Logic 3 EX Joysticks are standard with a carrot handle (See A in image). The optional handle will be mounted to the joystick and the standard handle will be shipped with the unit.

- Mushroom Handle (B) \$120 Extended I-Handle (G) \$140
Part: ACCASMB1860. Part: ACCASMB1857.
- Chin Cup (C) \$85 Bodypoint 3" Goal Post Handle \$180
Part: ACCASMB186190 Part: PLSKNCP1057.
- T-Bar (D) \$160 Bodypoint 4" Goal Post Handle \$180
Part: ACCASMB1858. Part: PLSKNCP1058.
- Medium Ball Handle (E) \$70
- Soft Ball Handle (F) \$120
Part: ACCASMB1859.
- Part: ACCASMB1856.



6. JOYSTICK MOUNTING BRACKETS

Optional. Select a mount to be used with a joystick selected in previous section.

Omit Joystick Mounting Bracket


6.1a. Fixed, In-line Joystick Bracket

Fixed, In-line, Bracket Standard

Q-Logic Part: FRMASMB10617. VR2 Part: FRMASMB9532

Left Side Mount
Part: PTOINDV1225

Right Side Mount
Part: PTOINDV1226



Swing Away Joystick In-line Mount (Right)

6.1b. Swing-Away (Retractable) Joystick Bracket


Allows the joystick to retract to the side of the armrest while maintaining the same joystick orientation. "In-line bracket" is used with track/TRU-Balance 3 style arms (not on this order form) when the joystick is in-line with armpad. "In-line bracket" will be offset 1" when used with tube style arms. Select "Offset Bracket" to have the joystick in-line with armpad on tube style armrests.

Swing-away, In-line, Left Side Mount \$265
Part: See XRef. ADP: WEPM

Swing-away, 1" Offset, Left Side Mount \$265
Part: See XRef. ADP: WEPM

Swing-away, In-line, Right Side Mount \$265
Part: See XRef. ADP: WEPM

Swing-away, 1" Offset, Right Side Mount \$265
Part: See XRef. ADP: WEPM



Swing Away Joystick Offset Mount (Right)

6.1c. Specialty Joystick Mounts

Select a bracket and side to mount it.

Retract4 Mount \$450

Q-Logic Part: MEC138860. ADP: WEPM

Not available with VR2 joystick. Full 180° of movement that translates into multi-position use, straight, right offset, left offset, or fold away. Joystick orientation varies as bracket is adjusted.

Multi-axis Mount \$100

VR2 Part: ACC142531. ADP: WEPM

Q-Logic Part: ACC131216. ADP: WEPM

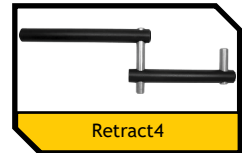
Allows height adjustment of joystick.

Stealth Swing-Away/Flip Down Bracket \$300

Q-Logic Part: ST-TWBM480QL-Q. ADP: WEPM

SAJ Part: ST-TWBM480CJ-Q. ADP: WEPM

Not available with VR2 joystick. Allows the joystick to pivot to side of armrest, or flip-down if bracket is adjusted.



Retract4



Multi-Axis Joystick Mount

Specialty Mount Side

Left Side Mount
Part: PTOINDV1225

Right Side Mount
Part: PTOINDV1226

8. TRU-BALANCE SEAT SELECTION

REQUIRED.

8.1. Bariatric Tilt Seating

TRU-Balance Bariatric Power Tilt \$7,345

Part: PTOINDV3263.

40° center of gravity power tilt.

Synergy Static Seat \$1,045

8.2. Seat Dimension - Width

REQUIRED. Maximum seat width is 32". Part number is SETWDTH plus number following # below.

20" W (#1010)	22" W (#1012)	24" W (#1014)	26" W (#1054)	28" W (#1055)	30" W (#1059)	32" W (#1061)
21" W (#1011)	23" W (#1013)	25" W (#1056)	27" W (#1057)	29" W (#1058)	31" W (#1060)	

8.3. Seat Dimension - Width Package

REQUIRED.

20"-24" Width Package
Part: MEC120322

24"-28" Width Package
Part: MEC120323

28"-32" Width Package
Part: MEC120325

8.4. Seat Dimension - Depth

REQUIRED. Maximum seat depth is 28". Part number is SETDPTH plus number following # below.

20" D (#1010)	22" D (#1012)	24" D (#1014)	26" D (#1061)	28" D (#1063)
21" D (#1011)	23" D (#1013)	25" D (#1060)	27" D (#1062)	

8.5. Seat Dimension - Depth Package

REQUIRED.

20"-24" Depth Package
Part: FRMASMB10524

24"-28" Depth Package
Part: MEC147637

TRU-Balance bariatric power tilt section continued on following pages.

8. TRU-BALANCE BARIATRIC POWER TILT CONTINUED

8.6. Back Options

REQUIRED. See the TRU-Balance Bariatric Power Tilt back availability chart for stock order back size ranges. Other size backs may be available with special order and extended lead time.

1. Back Cane Height

Parts: See XRef, configuration selection with push handles selection.

18" High Canes	20" High Canes	22" High Canes	24" High Canes
19" High Canes	21" High Canes	23" High Canes	25" High Canes

2. Back Selection

Synergy Back..... \$790 Part: See XRef Select a back cane type and height and back height.	Omit Back..... No Charge Part: PTOINDV1287 Select a back cane type and height in following section.
--	---

3. Push Handles

Push Handles..... Standard Part: Configuration selection with back cane height	Omit Push Handles..... No Charge Part: Configuration selection with back cane height
---	---

4. Back Cane Type Selection

Synergy Back Cane No Charge Part: FRMASMB15844 Select a back cane height.	2" Endomorph (1" per side) Back Cane \$205 Part: FRMASMB12115 Select a cane height.
2" Mesomorph (1" per side) Back Cane..... \$205 Part: FRMASMB12067 Select a cane height.	4" Endomorph (2" per side) Back Cane..... \$205 Part: FRMASMB12139 Select a cane height.
4" Mesomorph (2" per side) Back Cane..... \$205 Part: FRMASMB12091 Select a cane height.	

5. Overall Back Height

Refer to the TRU-Balance Bariatric Power Tilt back availability chart for stock order back size ranges. Parts: See XRef, configuration selection with back selection.

17" Overall High Back	22" Overall High Back
18" Overall High Back	23" Overall High Back
19" Overall High Back	24" Overall High Back
20" Overall High Back	25" Overall High Back
21" Overall High Back	

		Back Width												
		20"	21"	22"	23"	24"	25"	26"	27"	28"	29"	30"	31"	32"
Overall Height	17"	✓	✓	✓	✓	✓	-	-	-	-	-	-	-	-
	18"	✓	✓	✓	✓	✓	-	-	-	-	-	-	-	-
	19"	✓	✓	✓	✓	✓	-	✓	✓	✓	✓	-	✓	-
	20"	✓	✓	✓	✓	✓	-	✓	✓	✓	✓	-	✓	-
	21"	✓	✓	✓	✓	✓	✓	✓	-	✓	✓	-	✓	-
	22"	✓	✓	✓	✓	✓	✓	✓	-	✓	✓	-	✓	-
	23"	✓	✓	✓	✓	✓	✓	✓	✓	✓	-	-	✓	✓
	24"	✓	✓	✓	✓	✓	✓	✓	✓	✓	-	-	✓	✓
	25"	✓	✓	✓	✓	✓	✓	✓	✓	✓	-	-	✓	✓

TRU-Balance Bariatric Power Tilt Back Availability Chart

8.7. Seat to Floor Height

REQUIRED.

19.50" STF Part: PTOINDV3505	20.50" STF Part: PTOINDV3528
---------------------------------	---------------------------------

8.8. Bariatric Tilt Armrests

REQUIRED. Left (L) and right (R) boxes may be checked to configure different size arms within one section arm type.

1a. Bariatric, Single Post, Heavy Duty, Height Adjustable, Removable Armrests

May interfere with swing-away laterals.

<input type="checkbox"/> <input type="checkbox"/> Full Length, Bariatric Armrests, 8"-12" H\$145 ea. L R Left part: FRMASMB6728. Right part: FRMASMB6729	<input type="checkbox"/> <input type="checkbox"/> Full Length, Bariatric Armrests, 10"-14"H\$145 ea. L R Left part: FRMASMB6730. Right part: FRMASMB6731.
---	--

1b. Single-Post, Heavy Duty, 8"-12" Height Adjustable, Removable Armrests

<input type="checkbox"/> <input type="checkbox"/> Full Length, Heavy Duty Armrests, 8"-12" H\$130 ea. L R Left part: FRMASMB9982. Right part: FRMASMB9983	<input type="checkbox"/> <input type="checkbox"/> Desk Length, Heavy Duty Armrests, 8"-12"H.....\$130 ea. L R Left part: FRMASMB9984. Right part: FRMASMB9985
--	--

1c. Single-Post, Heavy Duty, 10"-14" Height Adjustable, Removable Armrests

<input type="checkbox"/> <input type="checkbox"/> Full Length, Heavy Duty Armrests, 10"-14" H\$130 ea. L R Left part: FRMASMB9986. Right part: FRMASMB9987	<input type="checkbox"/> <input type="checkbox"/> Desk Length, Heavy Duty Armrests, 10"-14"H\$130 ea. L R Left part: FRMASMB9988. Right part: FRMASMB9989
---	--

1d. Cantilever, Height Adjustable Armrests

Height adjustment from 11"-17" depends on cane height. Angle adjustable from -30° to +30°.

<input type="checkbox"/> <input type="checkbox"/> Full Length, Cantilever Armrests\$145 ea. L R Left Part: FRMASMB16188. Right part: FRMASMB16189	<input type="checkbox"/> <input type="checkbox"/> Desk Length, Cantilever Armrests.....\$145 ea. L R Left part: FRMASMB16190. Right part: FRMASMB16191
--	---

TRU-Balance bariatric power tilt section continued on following page.

8. TRU-BALANCE BARIATRIC POWER TILT CONTINUED

8.9. Armrest Height

REQUIRED. Set left and right armrest height. Note the available height range in the option description.

1. Left Armrest Height

8" H PTOINDV3535	10" H PTOINDV3537	12" H PTOINDV3539	14" H PTOINDV3541	16" H PTOINDV3543
9" H PTOINDV3536	11" H PTOINDV3538	13" H PTOINDV3540	15" H PTOINDV3542	

2. Right Armrest Height

8" H PTOINDV3450	10" H PTOINDV3452	12" H PTOINDV3454	14" H PTOINDV3456	16" H PTOINDV3458
9" H PTOINDV3451	11" H PTOINDV3453	13" H PTOINDV3455	15" H PTOINDV3457	

8.10. Bariatric Tilt Armpads

REQUIRED with armrest selection above. Armpads are configured as pairs.

Bariatric Armpads \$40 ea. Part: UPSASMB1025 Only available with bariatric armrests.	Straight Armpads..... No Charge Desk/Desk part: UPSASMB1022. Full/Full part: UPSASMB1021. Desk/Full part: UPSASMB1023 Not available with bariatric armrests.	Waterfall Armpads..... No Charge Desk/Desk part: UPSASMB1025. Full/Full part: UPSASMB1024. Desk/Full part: UPSASMB1026 May interfere with seat back. Not available with bariatric armrests.	Omit Armpads No Charge Part: PTOINDV1373
--	---	--	---

9. JOYSTICK BRACKET RECEIVER

REQUIRED.

Standard Fixed Receiver Standard Part: ACC123525	Stealth Height Adjustable Receiver \$165 Part: ST-ARM250C-Q.
---	---



10. TRU-BALANCE 3 POWER POSITIONING ELECTRONICS

REQUIRED.

10.1a. Tilt Only through Toggle

Single Actuator Control, Power Tilt Through Toggle No Charge Part: ELEASMB6395 Select a side to mount toggle.	Left Side Toggle Part: ELEASMB5156	Right Side Toggle Part: ELEASMB5157
---	---------------------------------------	--

10.1b. VR2 through Joystick

Single Actuator Control Through VR2 Joystick..... No Charge Part: ELE132816. HCPCS: E2310
--

10.1c. Q-Logic 3 Controls through Joystick

Single Actuator Through Q-Logic 3 No Charge Controller and Interface (AM1)	Single Actuator Through Q-Logic 3 \$1,675 Controller and Interface (AAM)
---	---

11. FULL LIGHT PACKAGE

Optional. Requires Q-Logic 3 Joystick for Full Light Package.

Seat Mounted, LED, Full Light Package \$770 Part: ELE131477
--

12. ACCESSORY BAR

Optional.

Accessory Bar \$90 16"-20" W part: MEC143975. 20"-24" part: MEC146018. 24"-28" part: MEC146050. 28"-32" part: MEC146051.

13. LAP BELTS

REQUIRED. Select a lap belt below.

13.1a. Standard Lap Belts

38" Lap Belt Part: ACCBELT1006	50" Lap Belt Part: ACCBELT1000	60" Lap Belt Part: ACCBELT1002	70" Lap Belt Part: ACCBELT1003	80" Lap Belt Part: ACCBELT1004	90" Lap Belt Part: ACCBELT1001
--	--	--	--	--	--

13.1b. Optional Lap Belts

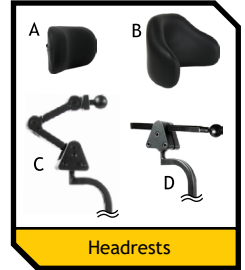
i-Fit 60" Single Pull, Push Button, Medium (7.5") Padded, 1.5" Belt (IFPB5213) Part: ST-IFPB5213-Q \$65	i-Fit 60" Single Pull, Push Button, Extra Large Padded (11.5"), 2" Belt (IFPB5315) Part: ST-IFPB5315-Q \$65
i-Fit 60" Single Pull, Push Button, Large Padded (9.5"), 2" Belt (IFPB5314) Part: ST-IFPB5314-Q \$65	

14. HEADRESTS

Optional. Select a headrest pad and bracket.

14.1. Headrest Pads

Stealth 8" Comfort Plus (CP450) \$190 Part: POS148484.	Part: SETHEAD1069.
Stealth 10" Comfort Plus (CP250)(A) \$190 Part: SETHEAD1057.	
Stealth 14" Comfort Plus (CP150) \$190 Part: INDPART2327.	
Pediatric Comfort Plus (6"Wx4.5"H) \$190 (CPN350)	



14.2. Headrest Brackets

TWB Removable Headrest Bracket (TWB485-1) (C) \$255 Part: FRMASMB15999.	Multi-Axis Removable Headrest Bracket (HMO475P) (D) \$200 Part: HDWASMB1084.
--	---

15. LEGRESTS

Optional. All efforts will be made to accommodate legrest length selection, but minor changes may need to be made to meet shipping guidelines. Some adjustments may be needed upon receipt of the unit. Reference the section's compatibility matrix for legrest interference.

15.1. Manually Adjustable Center Mount Foot Platform

1. Foot Platform Assembly

Center Mount Foot Platform \$790 20"-24"W part: RIG155637. 24"-28"W part: RIG155527. 28"-23"W part: RIG155528
--

2. Footplates

17"Wx13"D One Piece Foot Platform Part: RIG123289	17"Wx16"D One Piece Foot Platform Part: RIGASMB7120011
--	---

3. Center Mount Calf Support

Calf pad and panel covers include 1/2" of soft visco foam.

Large Calf Pads (pair) 8" taper to 6"Wx8"H \$210 Part: RIGASMB7120019	Large Calf Panel 24"Wx8"H \$265 Part: RIG123824
--	--

4. Additional Accessories

Reversed Dartex Calf Pad Cover (pair) \$150 Part: RIG133719	Wheel Bumpers (pair) \$15 ea. Part: WHLASMB1578 x2
Reversed Dartex Panel Cover (pair) \$150 Part: RIG134744	Footplate Connector \$55 Part: RIGASMB7120023

15.2. Heavy Duty, Drop-In, Swing-Away Legrests

Select a configuration, a legrest with extension, and type of footplate. Pair (P), left (L), and right (R) configurations are selected by checking the appropriate boxes.

1. Drop-In Legrest Selection

<input type="checkbox"/> P <input type="checkbox"/> L <input type="checkbox"/> R 70° HD Drop-in with 12"-14.5" Length \$222.50 ea. Lower Extension Pair part: FRMASMB4762. Left: RIG137706. Right: RIG137707	<input type="checkbox"/> P <input type="checkbox"/> L <input type="checkbox"/> R 70° HD Drop-in with 14.5-18" Length \$222.50 ea. Lower Extension Pair part: FRMASMB4853. Left: RIG137708. Right: RIG137709
--	---

2. Angle Adjustable Footplate(s) with Heel Loops

<input type="checkbox"/> P <input type="checkbox"/> L <input type="checkbox"/> R 6"Wx8"D ¹ \$87.50 ea. Pair part: FRMASMB4738. Left: RIG137793. Right: RIG137795.	<input type="checkbox"/> P <input type="checkbox"/> L <input type="checkbox"/> R 8"Wx11"D ² \$87.50 ea. Pair part: FRMASMB4744. Left: RIG137708. Right: RIG137709.
<input type="checkbox"/> P <input type="checkbox"/> L <input type="checkbox"/> R 6"Wx11"D ¹ \$87.50 ea. Pair part: FRMASMB4741. Left: RIG137796. Right: RIG137797.	

3. Accessories

<input type="checkbox"/> P <input type="checkbox"/> L <input type="checkbox"/> R Wheel Bumper(s) \$15 ea. Pair part: WHLASMB1578. Left part: WHL169510. Right part: WHL169511
--

Legrests section continued on following page.

15. LEGRESTS CONTINUED

15.3. Heavy Duty, Elevating Legrests

Select a configuration, a legrest with extension, and type of footplate. Pair (P), left (L), and right (R) configurations are selected by checking the appropriate boxes.

1. Heavy Duty, Elevating Legrest Selection

P L R Heavy Duty, Elevating Legrest(s) with Calf Pad(s)..... \$275 ea.
 Pair part: FRMASMB6702. Left: FRMASMB8444. Right: FRMASMB8445. HCPCS: E0990

2. Lower Extension

P L R **11"-14" Length**
 Part: FRMASMB4755. Left: RIG138026. Right: RIG138030
 For reinforced footplates only.

P L R **14"-17" Length**
 Part: FRMASMB4756. Left: RIG138033. Right: RIG138035
 For reinforced footplates only.

P L R **12"-14.5" Length**
 Part: FRMASMB4752. Left: FRMASMB5391. Right: FRMASMB4723
 For angle adjustable footplates only.

P L R **14.5"-18" Length**
 Part: FRMASMB4753. Left: FRMASMB4724. Right: FRMASMB5392
 For angle adjustable footplates only.

3. Reinforced Footplates(s)

P L R **7.25"Wx6"D Extruded Footplate**..... Standard
 Part pair: FRMASMB4748. Left: RIG138055.
 Right: RIG138056

P L R **8.5"Wx6"D Extruded Footplate** Standard
 Part pair: FRMASMB4747. Left: RIG138060.
 Right: RIG138062

4. Angle Adjustable Footplates(s) with Heel Loops

P L R **6"Wx8"D** \$87.50 ea.
 Pair part: FRMASMB4738. Left: RIG137793. Right: RIG137795.

P L R **8"Wx11"D** \$87.50 ea.
 Pair part: FRMASMB4744. Left: RIG137798. Right: RIG137799.

P L R **6"Wx11"D** \$87.50 ea.
 Pair part: FRMASMB4741. Left: RIG137796. Right: RIG137797.

May cause interference with seat widths less than 20"

16. SET LEGREST LENGTH

REQUIRED with matching left and right legrest configuration. All efforts will be made to accommodate legrest length selection, but minor changes may need to be made to meet shipping guidelines. Some adjustments may be needed upon receipt of the unit. Non-matching or individual legrest configurations lengths are not set by the manufacturer.

7" L (#3470)	8.5" L (#3473)	10" L (#3476)	11.5" L (#3479)	13" L (#3482)	14.5" L (#3485)	16" L (#3488)	17.5" L (#3491)	19" L (#3494)	20.5" L (#3497)	22" L (#3669)
7.5" L (#3471)	9" L (#3474)	10.5" L (#3477)	12" L (#3480)	13.5" L (#3483)	15" L (#3486)	16.5" L (#3489)	18" L (#3492)	19.5" L (#3495)	21" L (#3498)	22.5" L (#3670)
8" L (#3472)	9.5" L (#3475)	11" L (#3478)	12.5" L (#3481)	14" L (#3484)	15.5" L (#3487)	17" L (#3490)	18.5" L (#3493)	20" L (#3496)	21.5" L (#3600)	

18. PROVIDER INSTALLED ACCESSORIES

Optional.

- Oxygen Holder.....\$110
Part: ACC125006
- Cup Holder\$20
Part: ACCASMB2634

19. BATTERIES

REQUIRED. The powerchair requires 2 batteries and will be installed if ordered.

- Group 24, Gel Cell, Interceptor Battery \$400 ea. Group 24, Gel Cell, MK Battery\$510 ea.
- Part: BAT1704614. Part: BATGEL1009.
- No batteries. Provider will assume responsibility of batteries.
Part: Configuration selection

23. SPECIALTY CONTROLS

Optional. Select a type of specialty controls below or to refer to the specialty controls order form.

23.1. SCIM Module

Optional.

- SCIM Module Kit for Q-Logic 3.....\$850
- Part: CTL168055
- Available with Q-Logic 3 EX Joystick selection above. Allows use of joystick display for specialty devices and offers up to 5 profiles to control drive, seat, and auxiliary functions, excluding sip-n-puff and single switch functions. A switch is required to operate the input device attached to the SCIM module.



23.2. Q-Logic 3 Stand Alone Joystick

- Q-Logic 3 EX Stand Alone Joystick.....\$850
- Part: CTL143980
- Up to 3 drive profiles and 1 seating profile when used alone. Use in conjunction with Enhanced Display for up to 5 profiles and auxiliary functions such as Bluetooth Mouse and IR. Includes charger port mounting bracket and multiplier box harness.



Specialty controls section continued on following page.

23. SPECIALTY CONTROLS CONTINUED

23.3. Enhanced Display

Q-Logic 3 Enhanced Display Kit..... \$2,045
 Part: CTL167726
 Select a color option below. Includes enhanced display, flexible gooseneck and mounting bracket. Features: 3.5" LCD display; up to 5 profiles to control drive, seat, and auxiliary functions; Bluetooth connectivity for mobile devices and mouse emulation; integrated single switch scanner; IR controls.



Enhanced Display

Q-Logic 3 Enhanced Display Shroud

Required with Q-Logic 3 Enhanced Display selection above. Reference colors shown on page 2.

Black, Soft Touch No Charge **Match Joystick Shroud to Base Color** Standard
 Part: DGN137728 Part: See color below

Non-matching Joystick Shroud..... No Charge
 Select color below

Red Corvette **Electric Blue** **Back in Black** **Evolution Orange** **Pretty in Pink**
 Part: DGN137729-PRD1 Part: DGN137729-PBU9 Part: DGN137729-PBK1 Part: DGN137729-POR7 Part: DGN137729-PPK3

23.4. Head Array

Adult, i-Drive Tri-Array Series, 3-Switch \$5,855
Head Array (IDHBT200-1)
 Part: ST-IDHBT200-1-Q.
 Features bluetooth, head support, 3 non-proportional proximity sensors for drive control, an egg switch for reset mode change, and i-Drive smart box.

Adult, i-Drive Pro Series Head Array \$5,855
(IDHBT300-1)
 Part: ST-IDHBT300-1-Q.
 Features bluetooth, head support with occipital pad and 2 swing-away spot pads for left and right side, 3 non-proportional proximity sensors, an egg switch for reset mode change, and i-Drive smart box.



Adult Pro-Series

23.5. Sip and Puff Drive

Sip and Puff Module for Q-Logic 3 (module and bus cable)..... \$1,695
 Part: CTL168056.



Sip & Puff Module

23.6. Egg Switches

Red Egg Switch (ESRED)..... \$100
 Part: SWTMCRO1077
 QTY

Blue Egg Switch (ESBLU) \$100
 Part: SWTMCRO1079
 QTY

Black Egg Switch (ESBLK)..... \$100
 Part: SWTMCRO1081
 QTY

Green Egg Switch (ESGRN) \$100
 Part: SWTMCRO1078
 QTY

Yellow Egg Switch (ESYEL) \$100
 Part: SWTMCRO1080
 QTY



Egg Switch

23.7. Switch Adapter

2 to 1 Switch Adapter..... \$135
 Part: DWR1361H037
 Connects 2 single switches to a stereo jack to act as a dual switch.