



Pride Mobility Products Co.

5096 South Service Rd, Beamsville, ON, L0R 1B3

Phone: 888-570-1113 | Fax: 866-514-1303 | Email: productorders@pridemobility.com

Discount 6%

AADL Quantum 4Front[®] 2 Order Form with TRU-Balance 3 Positioning (W751)

Account Number: _____ Date: _____

Provider Name: _____

Contact: _____

Phone: _____

Email: _____

PO Number: _____

Marked for: _____

Ship to Address: _____

City: _____ Prov: _____ PC: _____

MEDm&bility
 5711- Calgary Trail NW
 Edmonton AB T6H 2K1
 P: 780-437-3300 • F: 780-430-9381
AADL Vendor # 0000612578-001

QUANTUM 4FRONT²



INTRODUCTION

This form is interactive when viewed with [Adobe Acrobat Reader](#). Complete the form by placing checks in the desired boxes and provide information in the interactive fields. Buttons shown at the bottom of the form may be utilized to print or submit the order form through a desktop email application. To email via a web-based application, please 'Save As' and attach the PDF to your email.

This order form contains a large variety of options to fulfill various patient needs. Descriptions and section notes, such as optional or required, are included to help you complete your order. Other part numbers can be found on the quote acknowledgment after this order form is submitted. Please contact Quantum[®] Sales at 888-570-1113 if assistance is needed. Send the completed order form by fax (866-514-1303) or email (productorders@pridemobility.com). Incomplete forms may delay the quote or order. Customer service will contact you if the order is incomplete or if there are compatibility issues. If special order requests are needed, be sure that the Patient Information section is completed

All prices are MSRP. Prices, specifications, part numbers, and availability are subject to change without notice. Prices and part numbers as shown are only available when configured as a complete power chair. Please contact technical service for accurate parts ordering.

Thank you for choosing Quantum!

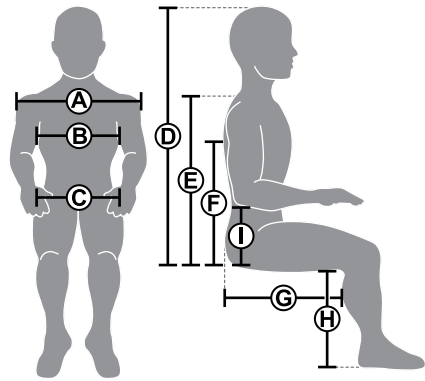
PATIENT INFORMATION

Weight: _____ Height: _____

A. Shoulder Width: _____ D. Max Sitting Height: _____ G. Thigh Depth: _____

B. Chest Width: _____ E. Shoulder Height: _____ H. Lower Leg Length: _____

C. Hip Width: _____ F. Axilla Height: _____ I. Elbow Height: _____



1. BASE MODEL

REQUIRED. Select a group 3 power base. 300 lb. weight capacity with standard 6 mph programmable motors and 8 amp off board charger. Dimensions of base without legrests: 24.2"Wx39.9"L

Quantum 4Front 2\$8,450
Part: 4FRONT 2

1A. AUTO CORRECTION SYSTEM

REQUIRED. Smart Traction Control is auto-selected with every 4Front 2.

Smart Traction Control \$400
Part: Various

2. BASE COLOR

REQUIRED. Select one shroud color. Colors shown here may differ from actual product depending on monitor/printer calibration used.

2.1a. Standard Shrouds

 **Back in Black**
Part: DGN153201-PBK1

 **Midnight Blue**
Part: DGN153201-PBU10

3. BASE MOUNTED LIGHTS

Optional. Select one option. Seat Mounted, LED, Full Light Package option can be found later on this form.

Switch Operated Fender Lights..... No Charge
Part: DGN2004686

Fender lights operate by pressing included single switch button. Fender lighting is not available with Single Actuator Control through Toggle Box.

Base Mounted, LED, Full Light Package \$770
Part: ELE1700035

Requires Q-Logic 3 EX Joystick for Full Lights or Q-Logic 3e Joystick.

Omit Fender Lights No Charge
Part: DGN1700032

4. QUANTUM BACKUP CAMERA

Optional. The backup camera may interfere with armrest mounted accessories such as media device holder.

Quantum Backup Camera \$475
Part: MEC1910365

1. Optional Mounting Bracket

Backup Camera Headrest Bracket..... \$30
Part: MEC1910373
Works with .5" x .5" vertical supports only.



5. DRIVE WHEELS

REQUIRED. Select a type of drive wheels and accent color.

5.1. Drive Wheels

3"x14" Flat Free Black Tires with Accent Standard
Part: PTOINDV3525

3"x14" Pneumatic Black Tires with Accent No Charge
Part: WHL1704059 x2

4"x14" Flat Free Knobby Black Tires..... \$60 ea.
Part: WHL2006647 x2

4"x14" Pneumatic Knobby Black Tires..... \$60 ea.
Part: WHL2006822 x2

5.2. Drive Wheel Accent Color

Not available with knobby tires.

Back in Black Standard
Part: DGN164245-PBK1 x2

Midnight Blue No Charge
Part: DGN164245-PBU10 x2

6. BATTERIES

Optional. The powerchair requires 2 flat top batteries and will be installed if ordered.

Group 24, AGM Cell Battery (MK).....\$510 ea.
Part: BAT1712207.

Group 34, Gel Cell Battery (MK) \$420 ea.
Part: BATGEL1006.

Not available with TRU-Balance 3 Power Lift.

7. PATIENT'S WEIGHT

REQUIRED. The patient's weight is required to quote and order the power chair.

Up to 200 lb User Weight
Part: PTOINDV3837

201 lb-300 lb User Weight
Part: PTOINDV3838

8. ELECTRONICS

REQUIRED. Select a type of drive control from the following sections. The No Joystick option is used to omit the joystick and utilize another control, such as a specialty control at the end of this form or found on the [Alternative Controls and Electronics Order Form](#).

8.1a. Omit Joystick

No Joystick, Setup for Q-Logic Electronics
Part: XRF000010

8.1c. Q-Logic 3 Expandable Capacity Controls

Q-Logic 3 expandable capacity controls allow use of specialty controls and multiple actuators.

1. Q-Logic 3 Expandable Capacity Joysticks

Q-Logic 3 Expandable Capacity Joystick\$900
Part: CTL167724

Q-Logic 3 Expandable Capacity Joystick\$900
for Full Light Package
Part: CTL167725
Required with full light packages.

Q-Logic 3e Joystick\$620
Part: CTL1910600
Can operate full light package. Not available with alternative or specialty controls.



8.2. Q-Logic 3 Joystick Armor

REQUIRED with Q-Logic 3 Joystick selections above. Not available with Q-Logic 3e Joystick. Reference colors shown on page 2.

Black, Soft Touch No Charge
Part: DGN124307

Non-matching Joystick Armor No Charge
Part: PTOINDV3422
Select color below

Back in Black
Part: DGN124336-PBK1

Midnight Blue
Part: DGN124336-PBU10

Match Joystick Armor to Base Color Standard
Part: PTOINDV3421
Part below will be selected with system configurator.

9. JOYSTICK HANDLES

Optional. The standard Q-Logic 3 joystick knob can be seen in an image in the previous section. An optional handle selected below will be mounted to the joystick and the standard handle will be shipped with the unit.

Mushroom Handle (B) \$120
Part: ACCASMB1860.

Chin Cup (C) \$85
Part: ACCASMB186190

T-Bar (D) \$160
Part: ACCASMB1858.

Medium Ball Handle (E) \$70
Part: ACCASMB1859.

Soft Ball Handle (F) \$120
Part: ACCASMB1856.

Extended I-Handle (G) \$140
Part: ACCASMB1857.

Bodypoint 3" Goal Post Handle \$180
Part: PLSKNCP1057.

Bodypoint 4" Goal Post Handle \$180
Part: PLSKNCP1058.



10. JOYSTICK MOUNTING BRACKETS

Optional. Select a mount to be used with a joystick selected in previous section.

10.1a. Fixed, In-line Joystick Bracket

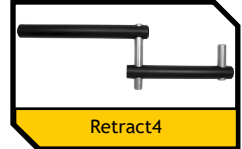
Fixed, In-line, Bracket Standard
 Part: FRMASMB10617



10.1b. Swing-Away (Retractable) Joystick Bracket

Allows the joystick to retract to the side of the armrest while maintaining the same joystick orientation.

Swing-away, Q-Logic 3 \$265
 Part: ACC1908434.



10.1c. Specialty Joystick Mounts

Select a bracket and side to mount it.

Retract4 Mount \$450
 Part: XRF000003.

Full 180° of movement that translates into multi-position use, straight, right offset, left offset, or fold away. Joystick orientation varies as bracket is adjusted.

Multi-Axis Mount \$100
 Part: XRF000004

Allows height adjustment of joystick.

Stealth Swing-Away/Flip Down Bracket \$300
 Part: XRF000005.

Allows the joystick to pivot to side of armrest, or flip-down if bracket is adjusted.



10.2. Joystick Mount Location

Left Side Mount
 Part: PTOINDV1225

Right Side Mount
 Part: PTOINDV1226

11. TRU-BALANCE 3® SEATING - QUANTUM INTELLIGENT SYSTEMS™

11.1. TRU-Balance 3 Configuration

REQUIRED. Select one seating system. Be sure to complete the seat dimensions, seat to floor, and back selections.

TRU-Balance 3 Static Seat \$1,045
 Part: PTOINDV3442

20° of limited recline adjustment (-5/ +15) via gas strut within back cover.

TRU-Balance 3 Power Tilt Only \$6,245
 Part: PTOINDV3443.

50° Center of Gravity (CG) power tilt seating system.

TRU-Balance 3 Power Recline Only \$7,875
 Part: PTOINDV3444.

175° of power recline.

TRU-Balance 3 Power Tilt & Recline \$13,125
 Part: PTOINDV3446.

50° CG power tilt with 175° of power recline. Full drive lockout at 20°.

11.2. 10" Power Lift

Optional. Select one option below.

TRU-Balance 3 Power 10" Lift \$2,495

Part: PTOINDV3775.
 10" of scissor lift. 22"W x 22"D maximum seat size.

11.3. Occupied Transit

Optional. Available in seat dimensions of 16" to 20" wide and 16"-20" deep. Requires TRU-Balance 3 armrests and 60" Sure-lok lap belt. Only available with swing-away legrests and center mount foot platforms.

Occupied Transit \$400
 Part: KIT152047

To determine if your chair is WC-19 compliant (occupied), please refer to this website: <http://wc-transportation-safety.umtri.umich.edu/crash-tested-product-lists/wheelchairs>

11.4. Seat Width

REQUIRED with seat selection. 15" width is only available with non-matching back width. Minimum seat width is 12". Maximum seat width is 22".

12" W (#1002)	13" W (#1003)	14" W (#1004)	15" W (#1005)	16" W (#1006)	17" W (#1007)	18" W (#1008)	19" W (#1009)	20" W (#1010)	21" W (#1011)	22" W (#1012)
------------------	------------------	------------------	------------------	------------------	------------------	------------------	------------------	------------------	------------------	------------------

11.5. Seat Width Package

REQUIRED with seat selection.

12"-16" Width Package
 Part: XRF000006
 Not available with Power Lift.

14"-16" Width Package
 Part: XRF000007
 Only available with Power Lift.

16"-20" Width Package
 Part: XRF000008

20"-24" Width Package
 Part: XRF000158
 Maximum width is 22".

11.6. Seat Depth

REQUIRED with seat selection. Minimum seat depth is 12". Maximum seat depth is 22".

12" D (#1002)	13" D (#1003)	14" D (#1004)	15" D (#1005)	16" D (#1006)	17" D (#1007)	18" D (#1008)	19" D (#1009)	20" D (#1010)	21" D (#1011)	22" D (#1012)
------------------	------------------	------------------	------------------	------------------	------------------	------------------	------------------	------------------	------------------	------------------

11.7. Seat Depth Package

REQUIRED with seat selection.

12"-16" Depth Package
 Part: XRF000011
 Not available with Power Lift.

14"-16" Depth Package
 Part: XRF000012
 Only available with Power Lift.

16"-20" Depth Package
 Part: XRF000013

20"-24" Depth Package
 Part: XRF000159
 Maximum depth is 22".

TRU-Balance 3 seating section continued on following page.

11. TRU-BALANCE 3 SEATING CONTINUED

11.8. Seat to Floor Height

REQUIRED.

Lowest Seat to Floor
Part: PTOINDV3558

Middle Seat to Floor
Part: PTOINDV3559

Highest Seat to Floor
Part: PTOINDV3560

Low	Med	High
Static Seat/ Recline Only		
15"	16"	17"
Tilt/Tilt & Recline/Lift		
17.75"	18.75"	19.75"
TRU-Balance 3 Seat to Floor Heights		

11.10. Back Type Selection

REQUIRED. Match a choice in this section with the options in the following back cushion configuration section.

Redesigned, Static Type Back..... \$735
Part: XRF000014

12" and 24" back width will use the TRU-Balance 3 Back assembly. Select a back cushion configuration in the subsequent section.

Back Cane Option..... No Charge
Part: XRF000015

Available only with TRU-Balance 3 Static Seat and Power Tilt (1 actuator) selections. Select cane type, back cane height, and back cushion configuration below.

Redesigned, Flip Forward Back..... \$735
Part: XRF000016

12" and 24" back width will use the TRU-Balance 3 Back assembly. Not available with manual or power recline systems. Only available with 2-post, flip back or pediatric armrests. Not available with 12"-14" width or with attendant manual recline. Select a back cushion type in the subsequent section.

11.11. Back Cane Selection

REQUIRED when Back Cane Option is selected above. Select type and height of back canes.

1. Back Cane Type

Angle Adjustable Back Cane..... No Charge
Part: MEC140266

Flip Forward Back Cane \$25
Part: XRF000273

2" Endomorph (1" per side) Back Cane \$70
Part: XRF000269

4" Endomorph (2" per side) Back Cane..... \$70
Part: XRF000271

2. Back Cane Height

16"H Cane
Part: FRMASMB15834

17"H Cane
Part: FRMASMB15835

20"H Cane
Part: FRMASMB15838

21"H Cane
Part: FRMASMB15839

24"H Cane
Part: FRMASMB15842

25"H Cane
Part: FRMASMB15843

TRU-Balance 3 seating section continued on following page.

11. TRU-BALANCE 3 SEATING CONTINUED

11.12. Back Cushion Configuration

REQUIRED. Sport Back and TRU-Comfort Back selections up to 22" back width will be the Sport 4 or TRU-Comfort 4 back cushions. Sport back and TRU-Comfort back selections of 24" back width will be the Sport or TRU-Comfort 2 back cushions. Select a configuration type and applicable dimensions. See the Sport, Q-Back, and TRU-Comfort back availability chart for stock order back size ranges. Other size backs may be available with special order and extended lead time.

1a. Sport Back/Omit/After-Market Interface

Sport Back No Charge
Part: XRF000017
Complete following width package and size.

Omit Back Pan/Cushion No Charge
Part: PTOINDV1287
Select a following width package.

After-market Back Interface No Charge
Part: ST-SSAPT4-Q. Select a set width in following section, range of 12"-21". Overall seat depth may need to be adjusted to accommodate certain backs. May interfere with gel/waterfall armpads and arm through. Does not include brackets to mount after-market backs. A Special Order is required on back widths less than 16".



TRU-Balance 3 seating section continued on following page.

11. TRU-BALANCE 3 SEATING CONTINUED

11.14. TRU-Balance 3 Back Shroud

REQUIRED. The back shroud is a feature of the TRU-Balance 3 seating system and is available in matching shroud colors. The back shroud is not available when Omit Back Pan/Cushion is selected. Reference colors shown on page 2.

- Back in Black**
Part: XRF000021
- NMidnight Blue**
Part: XRF000029

11.15. TRU-Balance 3 Power Tilt Side Shrouds

REQUIRED with TRU-Balance 3 Power Tilt selections. Reference colors shown on page 2.

- Back in Black**
Part: DGN1709093-PBK1
- Midnight Blue**
Part: DGN1709093-PBU10

11.16. TRU-Balance 3 Power Lift Side Shrouds

REQUIRED with TRU-Balance 3, 10" Power Lift selection. The power lift side shrouds are located at the base of the TRU-Balance 3 system and is available in matching shroud colors. Reference colors shown on page 2.

- Back in Black**
Part: DGN1800061
- Midnight Blue**
Part: DGN1800063

11.17. Back Width Package

REQUIRED except when Omit Back Pan/Cushion is selected. Available with +/-4" of seat width.

- | | | |
|---|---|---|
| Match Seat Width Selections
Part: PTOINDV3468 | 14"W-16"W Package
Part: XRF000037 | 18"W-22"W Package
Part: XRF000039 |
| 10"W-14"W Package
Part: XRF000036 | 16"W-20"W Package
Part: XRF000038 | 20"W-24"W Package
Part: XRF000040 |

TRU-Balance 3 seating section continued on following page.

12. TRU-BALANCE 3 ARMRESTS CONTINUED

12.1c. Heavy Duty, Removable Armrests

Select a type of HD removable armrests and the set height in the following section. Only one height package is selectable as a normal configuration. Payer coding, coverage, and bundling guidelines may apply.

8"-12"H, Single Post, Height Adjustable, Removable,\$130 ea.
Heavy Duty (Sold in pairs)
Part: XRF000055.

10"-14"H, Single Post, Height Adjustable, Removable,\$130 ea.
Heavy Duty (Sold in pairs)
Part: XRF000056.

12.2. Armrest Height

REQUIRED. Set left and right armrest height. Note the available height range in the option description.

1. Left Armrest Height

8" H PTOINDV3535	10" H PTOINDV3537	12" H PTOINDV3539	14" H PTOINDV3541	16" H PTOINDV3543
9" H PTOINDV3536	11" H PTOINDV3538	13" H PTOINDV3540	15" H PTOINDV3542	

2. Right Armrest Height

8" H PTOINDV3450	10" H PTOINDV3452	12" H PTOINDV3454	14" H PTOINDV3456	16" H PTOINDV3458
9" H PTOINDV3451	11" H PTOINDV3453	13" H PTOINDV3455	15" H PTOINDV3457	

12.3. Armrest Size

REQUIRED. Select a left (L) and right (R) armrest size. This also affects armpad selection.

L R 10" Length Left part: XRF000057. Right part: XRF000123	L R 14" Length Left part: XRF000058. Right part: XRF000124	L R 17" Length Left part: XRF000059. Right part: XRF000125 Only available with Flip-Back, 8"-16" H Armrests and straight arm pads.
---	---	---

13. TRU-BALANCE 3 ARMPADS

REQUIRED. Select to omit an armpad selection or select a left and right armpad type. Please note that waterfall and gel armpads may cause interference with the seat back.

13.1a. Omit Armpad

Select one below if aftermarket armpads or handpads are required.

No Armpad Selection..... No Charge Part: XRF000060 Not available with Flip-back, 8"-16" H armrests.	Interface for Aftermarket Pad No Charge Part: XRF000308 Only available with Flip-back, 8"-16" armrests.
---	---

13.1b. Foam Armpads

L R Straight, Armpad Standard Left part: XRF000061. Right part: XRF000126	L R Waterfall, Armpad No Charge Left part: XRF000062. Right part: XRF000127 Not available with Flip-back, 8"-16" armrests.
---	---

13.1c. Gel Armpads

Sold only in pairs. Armpads are 3" wide. Manufacturer part number for full length is 314G and desk length is 310G.

a. Falcon Gel Armpads for Flip-Back Armrests

Falcon Gel, Full Length Left and Right \$300 Part: ARM1806807	Falcon Gel, Desk Length Left, Full Length Right..... \$300 Part: ARM1806810
Falcon Gel, Full Length Left, Desk Length Right..... \$250 Part: ARM1806813	Falcon Gel, Desk Length Left and Right \$250 Part: ARM1806806

b. Falcon Gel Armpads for Tube Style Armrests

Falcon Gel, Full Length Left and Right \$300 Part: ARM136438	Falcon Gel, Desk Length Left, Full Length Right..... \$300 Part: ARM136439
Falcon Gel, Full Length Left, Desk Length Right..... \$250 Part: ARM136442	Falcon Gel, Desk Length Left and Right \$200 Part: ARM136437

14. TRU-BALANCE 3 JOYSTICK BRACKETS

REQUIRED.

Standard Fixed ReceiverStandard Part: XRF000063	Stealth Height Adjustable Receiver \$165 Part: XRF000064
--	---

15. TRU-BALANCE 3 HEADRESTS

Optional. Select a headrest pad and bracket.

15.1a. Headrests, Comfort Plus with Cool Core

1. Headrest Pads

Stealth 8" Comfort Plus, Cool Core (CP08CCFPM) \$190
 Part: ST-CP08CCFPM-Q. E0955

Stealth 10" Comfort Plus, Cool Core (CP10CCFPM)..... \$190
 Part: ST-CP10CCFPM-Q. E0955

Stealth 14" Comfort Plus, Cool Core (CP14CCFPM)..... \$190
 Part: ST-CP14CCFPM-Q. E0955

Stealth 6", Comfort Plus, Cool Core (CP06CCFPM)..... \$190
 Part: ST-CP06CCFPM-Q. E0955

2. Headrest Brackets

Comfort Plus Headrest Mounting Bracket, UniLink.....\$255
 Part: ST-UHB2D33200-Q. E1028

15.1b. Headrests, Comfort Plus

1. Headrest Pads

Stealth 8" Comfort Plus (CP450)..... \$190
 Part: POS148484. HCPCS: E0955

Stealth 10" Comfort Plus (CP250)..... \$190
 Part: SETHEAD1057. HCPCS: E0955

Stealth 14" Comfort Plus (CP150) \$190
 Part: INDPART2327. HCPCS: E0955

Pediatric Comfort Plus (6"Wx4.5"H) (CPN350)..... \$190
 Part: SETHEAD1069. HCPCS: E0955

2. Headrest Brackets

Multi-Axis Removable Headrest Bracket (HMO475P) \$200
 Part: HDWASMB1084. HCPCS: E1028

16. LAP BELTS

REQUIRED. Select a lap belt below.

16.1a. Standard Lap Belts

38" Lap Belt Part: ACCBELT1006	50" Lap Belt Part: ACCBELT1000	60" Lap Belt Part: ACCBELT1002	70" Lap Belt Part: ACCBELT1003	80" Lap Belt Part: ACCBELT1004	90" Lap Belt Part: ACCBELT1001
--	--	--	--	--	--

16.1b. Optional Lap Belts

Stealth Retractable Lap Belt (IFRB5350).....\$175
 Part: ST-IFRB5350

Stealth Positioning, 60" Single Pull, Push Button, Medium.....\$65
 (7.5") Padded, 1.5" Belt (IFPB5213)
 Part: ST-IFPB5213-Q

Stealth Positioning, 60" Single Pull, Push Button, Large\$65
 Padded (9.5"), 2" Belt (IFPB5314)
 Part: ST-IFPB5314-Q

Stealth Positioning, 60" Single Pull, Push Button, Extra Large... \$65
 Padded (11.5"), 2" Belt (IFPB5315)
 Part: ST-IFPB5315-Q

60" Sure-Lok Lap Belt (Non-retractable)..... \$200
 Required with ISO 7176-19 Compliant Transit Option.
 Part: ACCBELT1016

17. TRU-BALANCE 3 LEGREST CONTROLS

Optional. Specific power legrest options are selected later in this form. Select the control type here, if power legrests are desired, to assist the selection of the power positioning electronics.

Independent Legrests (Requires 2 actuator controls)
 Part: XRF000108

Articulating Foot Platform (Requires 1 Actuator Control)
 Part: XRF000110

Combined Legrests (Requires 2 actuator control)
 Part: XRF000109

18. LEGRESTS

Optional. All efforts will be made to accommodate legrest length selection, but minor changes may need to be made to meet shipping guidelines. Some adjustments may be needed upon receipt of the unit. Reference the section's compatibility matrix for legrest interference.

18.1a. Center Mount Foot Platform

If power articulating foot platform is selected, be sure power legrest control has been selected in earlier section. Select legrest length in following section.

1. Foot Platform Assembly

Power Articulating Foot Platform\$3,145
 Part: PTOINDV3754. E1012+K0040

Manually Adjustable Center Mount Foot Platform... \$265
 Part: XRF000155. K0040



2. Lower Extension and Angle Adjustable Footplates

8"-12" Extension, 5"x6" Footplates
 Part: RIG152577
 Not available with power articulating platform.

8"-12" Extension, 5"x8" Footplates
 Part: RIG152578
 Not available with power articulating platform.

10"-16" Extension, 5"x6" Footplates
 Part: RIG150206

10"-16" Extension, 5"x8" Footplates with
 Width Extension
 Part: MEC1707469

10"-16" Extension, 5"x12" Footplates with
 Width Extension
 Part: MEC1707465

13"-19" Extension, 5"x6" Footplates
 Part: RIG151505

13"-19" Extension, 5"x8" Footplates with
 Width Extension
 Part: MEC1707474

13"-19" Extension, 5"x12" Footplates with
 Width Extension
 Part: MEC1707468

Legrests section continued on following pages.

18. LEGRESTS CONTINUED

Center Mount Foot Platform Compatibility Matrix for TRU-Balance® 3	Power Recline or Static Seat			Power Tilt			Power Lift		
	Low	Med.	High	Low	Med.	High	Low	Med.	High
10"-16" Length Extension	!	✓	✓	✓	✓	✓	✓	✓	✓
13"-19" Length Extension	!	!	!	!	!	!	!	!	✓

- No interference issues at this seat-to-floor height.
- May have less than 1.75" clearance when fully extended and may interfere with the ground or reduce obstacle climbing ability.

3a. Center Mount Calf Support

*Calf pads are standard with a power articulating foot platform. Select calf pads covers for additional charge. Calf pad and panel covers include 1/2" of soft visco foam.

Small Calf Pads, AFP Only, 6"Wx6"H (pair) Standard
Part: RIGASMB7120018

Large Calf Pads, AFP Only, 8" taper to 6"Wx8"H (pair) ... No Charge
Part: RIGASMB7120019

Small Calf Pads, Manually Adjustable Center Mount Only, \$210
6"Wx6"H (pair)
Part: XRF000156

Large Calf Pads, Manually Adjustable Center Mount Only, \$210
8" taper to 6"Wx8"H (pair)
Part: XRF000157

3b. Center Mount Calf Panel

Calf pads are standard with a power articulating foot platform.

Small Calf Panel 18"Wx8"H..... \$210
Part: FRMASMB7110012

Large Calf Panel 24"Wx8"H \$265
Part: RIG123824
Only available on widths of 20" or greater.

4. Modular Footplate Extension Components

Optional. Assembly required. May require seating configuration adjustments to avoid front caster interference.

Width Extension for 8"D Footplates \$55
Part: RIG152517

4" Outside Edge (pair) \$55
Part: RIG152510
Only available with 6"D footplates and 8"D footplate extension.

Width Extension for 11"D Footplates \$55
Part: RIG152518

6" Outside Edge (pair) \$55
Part: RIG152516
Available with 8"D and 11"D footplates and 11"D footplate extension.

2" Bell-Shaped Length Extension \$55
Part: RIG152519

Not compatible with width extensions. Can be used with 6" outside edge with 11" footplates.

5. Additional Accessories

Small Reversed Dartex Calf Pad Cover (pair) \$150
Part: RIG133717

Large Reversed Dartex Panel Cover (pair) \$150
Part: RIG134744

Large Reversed Dartex Calf Pad Cover (pair) \$150
Part: RIG133719

Footplate Connector \$55
Part: RIGASMB7120023

Small Reversed Dartex Panel Cover (pair)..... \$150
Part: RIG134673

6. Stealth Gel Footplate Covers

5"x8" Tapered Gel Footplate Covers..... \$275
Part: ST-FPG5008T-Q, K0108

6.5"x8" Tapered Gel Footplate Covers for Width Extension..... \$275
Part: ST-FPG6508T-Q, K0108

5"x11" Tapered Gel Footplate Covers..... \$275
Part: ST-FPG5011T-Q, K0108

7"x11" Tapered Gel Footplate Cover for Width Extension \$275
Part: ST-FPG7011T-Q, K0108

18.1b. 70° Power Articulating, Swing Away Legrests

4" of articulating range. Be sure power legrest control has been selected in previous section. Select an upper extension type and footplate. Pair (P), left (L), and right (R) configurations are selected by checking the appropriate boxes. Select legrest length in following section.

1. Articulating Legrest Upper Assembly

70° Articulating, Swing-Away..... \$1,432.50 ea.
Legrest with 14.5"-18" Extension
Pair part: FRMASMB9073. Left Part: FRMASMB9074.
Right Part: FRMASMB9075. Pair E1010+K0040+E0951

70° Articulating, Swing-Away \$1,432.50 ea.
Legrest with 11"-13" Extension
Pair Part: FRMASMB11444. Left Part: FRMASMB11366.
Right Part: FRMASMB11367. Pair E1010+K0040+E0951

70° Power Articulating, Swing-Away Legrest Compatibility Matrix	Power Recline or Static Seat			Power Tilt			Power Lift		
	Low	Med.	High	Low	Med.	High	Low	Med.	High
Angle Adjustable, 11"-13"	✓	✓	✓	✓	✓	✓	✓	✓	✓
Angle Adjustable, 14.5"-18"	!	!	!	!	!	!	!	!	!

- This rigging configuration causes no interference issues at this seat-to-floor height.
- This rigging configuration may have less than 1.75" clearance when fully extended and may interfere with the ground or reduce obstacle climbing ability.

2. Angle Adjustable Footplate with Heel Loop and Wheel Bumper

*The 6"x11" footplates may cause interference with seat widths less than 18". *The 8"x11" footplates may cause interference with seat widths less than 20".

4"Wx6"D
Pair part: FRMASMB7448. Left part: RIG133543. Right part: RIG133566.

5"Wx8"D
Pair part: FRMASMB7450. Left part: RIG133545. Right part: RIG133568.

6"Wx11"D¹
Pair part: FRMASMB7452. Left part: RIG133548. Right part: RIG133570.

5"Wx6"D
Pair part: FRMASMB7449. Left part: RIG133544. Right part: RIG133567.

6"Wx8"D¹
Pair part: FRMASMB7451. Left part: RIG133547. Right part: RIG133569.

8"Wx11"D²
Pair part: FRMASMB7453. Left part: RIG133549. Right part: RIG133571.

3. Power Articulating, Swing-Away Legrest Accessories

Calf Pad (pair) 6"Wx6"H..... No Charge
Part: MEC153735

Legrests section continued on following pages.

18. LEGRESTS CONTINUED

18.1c. 60°-90° Swing-Away Legrests

Adjustable in 5° increments. Select a legrest upper, a legrest extension, and type of footplate. Pair (P), left (L), and right (R) configurations are selected by checking the appropriate boxes. Select legrest length in following section.

1a. 60°-90° Swing-Away Legrest Upper

- P L R 60°-90° Swing-Away Legrest..... \$285
 Pair part: RIG120062. Left: FRMASMB17558.
 Right: FRMASMB17559
 Not available with 11"-13" extensions.
- P L R 60°-90° Swing-Away Legrest, Short..... \$285
 Pair part: RIG136481. Left: RIG132607.
 Right: RIG132609.
 For use only with 11"-13" lower extensions.

2. Swing-Away Legrests Lower Extension

- P L R 11"-13" Length
 Pair part: XRF000088.
 Left: XRF000089.
 Right: XRF000090.
 N/A with Multi-axis.
- P L R 13"-16.5" Length
 Pair part: XRF000094.
 Left: XRF000095.
 Right: XRF000096.
 N/A with Multi-Axis.
- P L R 11"-16.5" Length
 Pair part: XRF000091.
 Left: XRF000092.
 Right: XRF000093.
 N/A with Angle Adjustable.
- P L R 15.5"-19.5" Length
 Pair part: XRF000097.
 Left: XRF000098.
 Right: XRF000099.

60°-90° Swing-Away Legrest Compatibility Matrix	Power Recline or Static Seat			Power Tilt			Power Lift		
	Low	Med.	High	Low	Med.	High	Low	Med.	High
Extruded, 11"-13"	!	✓	✓	✓	✓	✓	✓	✓	✓
Extruded, 13"-16.5"	!	✓	✓	✓	✓	✓	✓	✓	✓
Extruded, 15.5"-19.5"	!	!	!	!	!	!	!	!	✓
Angle Adjustable, 13"-16.5"	!	✓	✓	✓	✓	✓	✓	✓	✓
Angle Adjustable, 15.5"-19.5"	!	!	!	!	!	!	!	!	✓
Multi-Axis, 11"-16.5"	!	✓	✓	✓	✓	✓	✓	✓	✓
Multi-Axis, 15.5"-19.5"	!	!	!	!	!	!	!	!	✓
11"-13" extension causes no interference at all seat-to-floor heights.									
<input checked="" type="checkbox"/> This rigging configuration causes no interference issues at this seat-to-floor height.									
<input type="checkbox"/> This rigging configuration may have less than 1.75" clearance when fully extended and may interfere with the ground or reduce obstacle climbing ability.									

3a. Extruded Footplate(s)

- P L R 7.25"Wx6"D Extruded Footplate..... Standard
 Part pair: FRMASMB7847. Left: FRMASMB7861
 Right: FRMASMB7862
- P L R 8.5"Wx6"D Extruded Footplate Standard
 Part pair: FRMASMB7848. Left: FRMASMB7863
 Right: FRMASMB7864
 May cause interference on seat widths less than 18."

3b. Angle Adjustable Footplate(s) and Heel Loops

¹The 6"x11" footplates may cause interference with seat widths less than 18". ²The 8"x11" footplates may cause interference with seat widths less than 20".

- P L R 4"Wx6"D \$87.50 ea.
 Pair part: FRMASMB10564. Left: RIG133537. Right: RIG133560
- P L R 5"Wx6"D..... \$87.50 ea.
 Pair part: FRMASMB10565. Left: RIG133538. Right: RIG133561
- P L R 5"Wx8"D \$87.50 ea.
 Pair part: FRMASMB10566. Left: RIG133539. Right: RIG133562
- P L R 6"Wx8"D¹ \$87.50 ea.
 Pair part: FRMASMB10567. Left: RIG133540. Right: RIG133563
- P L R 6"Wx11"D¹ \$87.50 ea.
 Pair part: FRMASMB10568. Left: RIG133541. Right: RIG133564
- P L R 8"Wx11"D² \$87.50 ea.
 Pair part: FRMASMB10569. Left: RIG133542. Right: RIG133565

3c. Multi-Axis Footplate(s) and Heel Loops

¹The 6"x11" footplates may cause interference with seat widths less than 18". ²The 8"x11" footplates may cause interference with seat widths less than 20".

- P L R 4"Wx6"D \$260 ea.
 Pair part: FRMASMB9456. Left: RIG133531. Right: RIG133552
- P L R 5"Wx6"D..... \$260 ea.
 Pair part: FRMASMB9457. Left: RIG133532. Right: RIG133553
- P L R 5"Wx8"D \$260 ea.
 Pair part: FRMASMB9458. Left: RIG133533. Right: RIG133554
- P L R 6"Wx8"D¹ \$260 ea.
 Pair part: FRMASMB9459. Left: RIG133534. Right: RIG133555
- P L R 6"Wx11"D¹ \$260 ea.
 Pair part: FRMASMB9460. Left: RIG133535. Right: RIG133558
- P L R 8"Wx11"D² \$260 ea.
 Pair part: FRMASMB9461. Left: RIG133536. Right: RIG133559

4. 60°-90° Swing-Away Legrest Accessories

- Gel Neoprene Footrest Sleeve (pair) \$80
 Part: INDPART2243. HCPCS: K0108

Legrests section continued on following pages.

18. LEGRESTS CONTINUED

18.1d. Elevating Legrests

Select a legrest upper, a legrest extension, and type of footplate. Pair (P), left (L), and right (R) configurations are selected by checking the appropriate boxes. Select legrest length in following section.

1. Elevating Legrests Upper

P L R Elevating Legrest Assembly \$275 ea.
 Pair part: FRMASMB4755. Left: RIG138012
 Right: RIG138013. E0990
 Select lower extension and footplates

2. Lower Extension

P L R 11"-14" Length
 Pair: FRMASMB4755. Left: RIG138026. Right: RIG138030
 For reinforced only

P L R 8.5"-12" HD Drop-Ins/12.5"-16.5" ELR, Ext Length
 Pair part: XRF000101. Left: XRF000102. Right: XRF000103
 For angle adjustable only

P L R 14"-17" Length
 Pair: FRMASMB4756. Left: RIG138033. Right: RIG138035
 For reinforced only

P L R 13"-18" HD Drop-Ins/15.5"-19.5" ELR, Ext Length
 Pair part: XRF000104. Left: XRF000105. Right: XRF000106
 For angle adjustable only

3a. Reinforced Cast Footplate(s)

P L R 7.25"Wx6"D Reinforced Footplate..... Standard
 Pair part: FRMASMB4748. Left: RIG138055. Right: RIG138056

P L R 8.5"Wx6"D Reinforced Footplate Standard
 Pair part: FRMASMB4747. Left: RIG138060. Right: RIG138062
 May cause interference on seat widths less than 18."

3b. Angle Adjustable Footplate(s)

¹The 6"x11" footplates may cause interference with seat widths less than 18". ²The 8"x11" footplates may cause interference with seat widths less than 20". 4"x6" and 5"x6" footplates are only available in pairs.

P L R 4"Wx6"D \$87.50 ea.
 Pair parts: FRMASMB8812 x2.

P L R 6"Wx8"D¹ Footplates with Heel Loops \$87.50 ea.
 Pair part: FRMASMB4738. Left: RIG137793. Right: RIG137795

P L R 5"Wx6"D..... \$87.50 ea.
 Pair parts: FRMASMB8811 x2.

P L R 6"Wx11"D¹ Footplates with Heel Loops \$87.50 ea.
 Pair part: FRMASMB4741. Left: RIG137796. Right: RIG137797

P L R 5"Wx8"D Footplates with Heel Loops \$87.50 ea.
 Pair part: FRMASMB4735. Left: RIG137791. Right: RIG137792

P L R 8"Wx11"D² Footplates with Heel Loops \$87.50 ea.
 Pair part: FRMASMB4744. Left: RIG137798. Right: RIG137799

18.2. Legrest Accessories

Heel Loops (pair)..... \$35
 Part: FRMASMB7873. HCPCS: E0951
 Standard on angle adjustable and multi axis footplates when noted.

Wheel Bumper..... \$15 ea.
 Part: XRF000100

18.3. Set Legrest Extension Length

REQUIRED with matching left and right legrest configuration. Part number is PTOINDV plus number following # below. Non-matching or individual legrest configurations lengths are not set by the manufacturer.

7" L (#3470)	8.5" L (#3473)	10" L (#3476)	11.5" L (#3479)	13" L (#3482)	14.5" L (#3485)	16" L (#3488)	17.5" L (#3491)	19" L (#3494)	20.5" L (#3497)	22" L (#3669)
7.5" L (#3471)	9" L (#3474)	10.5" L (#3477)	12" L (#3480)	13.5" L (#3483)	15" L (#3486)	16.5" L (#3489)	18" L (#3492)	19.5" L (#3495)	21" L (#3498)	22.5" L (#3670)
8" L (#3472)	9.5" L (#3475)	11" L (#3478)	12.5" L (#3481)	14" L (#3484)	15.5" L (#3487)	17" L (#3490)	18.5" L (#3493)	20" L (#3496)	21.5" L (#3600)	

Elevating Legrest Compatibility Matrix	Power Recline or Static Seat			Power Tilt			Power Lift		
	Low	Med.	High	Low	Med.	High	Low	Med.	High
Reinforced, 11"-14"	✓	✓	✓	✓	✓	✓	✓	✓	✓
Reinforced, 14"-17"	!	!	✓	!	✓	✓	✓	✓	✓
Angle Adjustable, 12"-16.5"	✓	✓	✓	✓	✓	✓	✓	✓	✓
Angle Adjustable, 15.5"-19.5"	!	!	!	!	!	✓	!	✓	✓

This rigging configuration causes no interference issues at this seat-to-floor height.
 This rigging configuration may have less than 1.75" clearance when fully extended and may interfere with the ground or reduce obstacle climbing ability.

19. TRU-BALANCE 3 POWER POSITIONING ELECTRONICS

REQUIRED with power seating or legrest options.

19.1a. Q-Logic 3 Controls through Joystick

Single Actuator Through Q-Logic 3 No Charge
 Controller and Interface (AM1)
 Part: XRF000067.

Actuator Through Q-Logic 3 \$1,675
 Controller and Interface (AAM)
 Part: XRF000068.



1. Optional Switch Control

Not available with AM1 electronics. 4-Way switches will be mounted to same side of joystick.

4-Function Push Button.....\$225
 Part: CTL123218
 See next section for switch mounting.

4-Way Toggle.....\$575
 Part: ELEASMB5925

4-Way Button Toggle.....\$575
 Part: ELEASMB5926

iAccess Flat Button.....\$575
 Part: CTL144009
 See next section for switch mounting.

iAccess Toggle Button.....\$575
 Part: CTL144010
 See next section for switch mounting.

19.2. 4-Function Push Button/iAccess Mount

REQUIRED with 4-Function Push Button or iAccess options.

Joystick Mount No Charge
 Part: MEC1907500

Attendant Mount \$35
 Part: MEC1906564

Under Arm Mount, Flip-Back Armrest..... No Charge
 Part: MEC1906531

Under Arm Mount, Flip-Back Armrest, plus iAccess Guard \$35
 Part: MEC2001400

Under Arm Mount, Tube Style Armrest No Charge
 Part: MEC1906530

Under Arm Mount, Tube Style Armrest, plus iAccess Guard \$35
 Part: MEC2001401

1. Under Arm Mount Side Selection

Left Side Under Arm Mount
 Part: PTOINDV3678

Right Side Under Arm Mount
 Part: PTOINDV3679

20. TRU-BALANCE 3 ATTENDANT CONTROL

Optional. *Attendant control will be at no charge when ordered with Tilt and Recline, alternative drive controls, and a Q-Logic Display or SCIM module. Mounting bracket is included.

Attendant Control \$950
 Part: XRF000078. E2331

21. SEAT MOUNTED LED LIGHTS

Optional. Requires Q-Logic 3 Joystick for Full Light Package or Q-Logic 3e Joystick.

Seat Mounted, LED, Full Light Package \$770
 Part: XRF000130

Not available with Base Mounted, LED, Full Light Package.

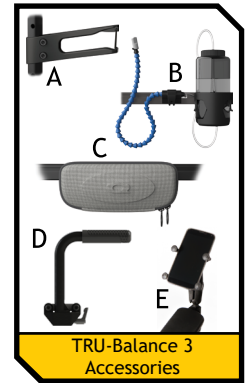


22. PROVIDER INSTALLED ACCESSORIES

Optional. Multiple accessories can be mounted along the various tracks but some interference may occur.

- Privacy Bag \$80
Part: ACC1907570
- TRU-Balance 3 Cane/Crutch Holder \$100
Part: ACC152515. HCPCS: E2207
- Quantum Backpack \$200
Part: ACC1905853
- Transfer Handle (D).....\$305
Part: MEC1809930. HCPCS: E0705
Not available with Heavy Duty armrests.
- TRU-Balance 3 Cup Holder..... \$20
Part: ACC125003
For use with TRU-Balance 3 (track style) armrests.
- Cup Holder (Tube-style Armrest)..... \$20
Part: ACCASMB2634
For use with tube-style armrests.
- TRU-Balance 3 Personal Item Hook \$20
Part: ACC125008
Not available with back cane option.
- TRU-Balance 3 Reflector Kit..... \$35
Part: ACC124670
- TRU-Balance 3 Backpack Holder (Pair) (A) \$42
Part: ACC147774
Not available with back cane option.
- TRU-Balance 3 Front Mounted \$95
Cell Phone/ Media Holder, X-Grip (E)
Part: ACC155835
Not available with Heavy Duty armrests.
- TRU-Balance 3 Rear View Mirror \$35
Part: ACC155833
Not available with Heavy Duty armrests.
- TRU-Balance 3 Oxygen Holder \$110
Part: ACC125006. HCPCS: E2208
Includes accessory bar, a credit will be applied PTOIN-DV3769.
- TRU-Balance 3 Clothing Guard (Pair) \$275
Part: ACC125007

- Not available with Heavy Duty armrests.
- TRU-Balance 3 Glove Box (C)..... \$85
Part: ACC125011
- Stealth Large Tablet Holder\$565
Part: ACC141818
Not available with Heavy Duty armrests.
- Trilogy Vent Tray\$420
Part: ACC136791. HCPCS: E1029
Includes accessory bar, a credit will be applied PTOIN-DV3769. Contact custom for models other than 100 and 200.
- Compact Vent Tray\$1,395
Part: ACC133889. HCPCS: E1029
- VOCSN Vent Tray \$1,000
Part: ACC2000162
- Push Handles (pair)..... \$140
Part: ACC2005027
Not available with oxygen holder, back cane option, or vent tray.
- Accessory Bar \$90
Part: ACC1909634
Horizontal rail attached to rear of seat. Standard with the Trilogy vent tray and oxygen holder. Not available with back cane option.
- Large, Black, Weather Cover\$240
Part: ACCCOVR1021
- Q-Logic EX/NE Programmer \$625
Part: ELEASMB6976



25. ALTERNATIVE CONTROLS AND ELECTRONICS CONTINUED

25.7. Switch Adapter

2 to 1 Switch Adapter \$135
 Part: DWR1361H037
 Connects 2 single switches to a stereo jack to act as a dual switch.

25.8. Environmental Controls

Q-Logic 3 ECU Module Kit \$1,780
 Part: CTL168057

26. TRU-BALANCE 3 MULTIPLIER HARNESS

REQUIRED. Multiple controllers or power accessories may require an additional multiplier harness or special order. Reference the chart below to determine the appropriate selection. The rows refer to the total amount of arm mounted devices and the columns refer to the total amount of back mounted devices. The online order configurator will automatically make this selection under specialty controls.

Secondary Multiplier (SM) \$250
 Part: XRF000107

Arm Mounts	Joystick (Hand Control)					
	Enhanced Display					
	iAccess					
	USB Charger					
	SAJ					
Back Mounts	Attendant Control					
	SCIM					
	Sip n Puff					
	ECU					
			1 Arm	2 Arm	3 Arm	4+ Arm
0 Back	NA	SM	SM	SOF		
1 Back	NA	SM	SM	SOF		
2 Back	SM	SM	SM	SOF		
3+ Back	SOF	SOF	SOF	SOF		
Power Positioning Chart						
			1 Arm	2 Arm	3 Arm	4+ Arm
0 Back	NA	SM	SOF	SOF		
1 Back	NA	SM	SOF	SOF		
2 Back	SM	SM	SOF	SOF		
3+ Back	SOF	SOF	SOF	SOF		
Static Seat Chart						
Q-Logic 3 Multiplier Charts						