



Pride Mobility Products Co.

5096 South Service Rd, Beamsville, ON, L0R 1B3

Phone: 888-570-1113 | Fax: 866-514-1303 | Email: productorders@pridemobility.com

Discount 6%

AADL Q6 Edge® Z Order Form with TRU-Balance® 3 Positioning W659/W991

Account Number: _____

Provider Name: _____

Contact: _____

Phone: _____

Email: _____

PO Number: _____

Marked for: _____

Ship to Address: _____

City: _____ Prov: _____ PC: _____

MEDm&bility
 5711- Calgary Trail NW
 Edmonton AB T6H 2K1
 P:780-437-3300 • F:780-430-9381
AADL Vendor # 0000612578-001



Q6 edge Z

INTRODUCTION

This form is interactive when viewed with [Adobe Acrobat Reader](#). Complete the form by placing checks in the desired boxes and provide information in the interactive fields. Buttons shown at the bottom of the form may be utilized to print or submit the order form through a desktop email application. To email via a web-based application, please 'Save As' and attach the PDF to your email.

This order form contains a large variety of options to fulfill various patient needs. Descriptions and section notes, such as optional or required, are included to help you complete your order. Other part numbers can be found on the quote acknowledgment after this order form is submitted. Please contact Quantum® Sales at 888-570-1113 if assistance is needed. Send the completed order form by fax (866-514-1303) or email (productorders@pridemobility.com). Incomplete forms may delay the quote or order. Customer service will contact you if the order is incomplete or if there are compatibility issues. If special order requests are needed, be sure that the Patient Information section is completed

All prices are MSRP. Prices, specifications, part numbers, and availability are subject to change without notice. Prices and part numbers as shown are only available when configured as a complete power chair. Please contact technical service for accurate parts ordering.

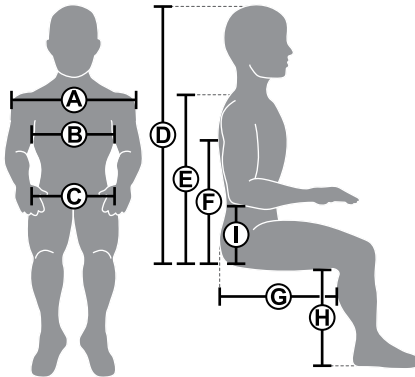
PATIENT INFORMATION

Weight: _____ Height: _____

A. Shoulder Width: _____ D. Max Sitting Height: _____ G. Thigh Depth: _____

B. Chest Width: _____ E. Shoulder Height: _____ H. Lower Leg Length: _____

C. Hip Width: _____ F. Axilla Height: _____ I. Elbow Height: _____



1. BASE MODEL

REQUIRED. Select a group 3 power base. 300 lb. weight capacity with standard 6mph programmable motors and 8 amp off board charger. Dimensions of base without legrests: 26.25"W x 35.5"L.

Quantum Q6 Edge Z\$8,080

Part: Q6 EDGE Z. ADP Adult: WP0001269, ADP Pediatric: WP0001270.

1A. FENDER LIGHTS

Optional. Fender lights operate by pressing included single switch button. Fender lighting is not available with Single Actuator Control through Toggle Box.

Switch Fender Lights..... \$240*
Part: DGN154117. *No charge with iLevel.

2. BASE COLOR

REQUIRED. Select one shroud color. Colors shown here may differ from actual product depending on monitor/printer calibration used.

2.1. Match Colors

Match All Color Options to Selection Below

Part: N/A. Any subsequent color selections, if available, will be matched to color chosen below when the order is placed. Please note that some color selections, such as joystick armor, may have a MSRP.

2.2. Power Base Shroud

 **Back in Black**
Part: DGN153201-PBK1

 **Midnight Blue**
Part: DGN153201-PBU10

3. DRIVE MOTORS

REQUIRED.

6 mph Drive Motors Standard
Part: MOT150186

High Speed Motor Package..... \$700
Part: MOT150141
Programmable speed up to 8 mph. High speed motors decrease per-charge range.

Accu-Trac Motor Technology \$995
Part: MOT150181.

Requires Q-Logic electronics. Delivers enhanced traction and tracking, especially with switched drive controls. Programmable speed up to 6 mph.

3A. QUANTUM BACKUP CAMERA

Optional. The backup camera may interfere with armrest mounted accessories such as media device holder.

Quantum Backup Camera \$475
Part: MEC1910365

1. Optional Mounting Bracket

Backup Camera Headrest Bracket..... \$30
Part: MEC1910373
Works with .5" x .5" vertical supports only.



4. BASE MOUNTED FOOT PLATFORM

REQUIRED. Base mounted foot platforms are not available with center mount foot platforms. May interfere with seat mounted legrests.

Base Mounted Foot Platform Standard
Part: FRMASMB16077

Omit Base Mounted Foot Platform No Charge
Part: Configuration selection

Bell Shaped, Base Mounted Foot Platform \$235
Part: RIGASMB7120041

5. BATTERIES

REQUIRED. The powerchair requires 2 batteries and will be installed if ordered.

Group 24, 70 Amp Gel Cell, Interceptor Battery \$400 ea.
Part: BAT1704614.

No batteries. Provider will assume responsibility of batteries.
Part: Configuration selection

Group 24, 70 Amp Gel Cell, MK Battery \$510 ea.
Part: BATGEL1009.

6. DRIVE WHEELS

REQUIRED. Select a type of drive wheels. Knobby tires increase overall base width by 1.5".

6.1. Drive Wheels

14" Run Flat Tires Standard
Part: PTOINDV3510

14" Run Flat Tires for Drive Wheel Accents Standard
Part: WHL1703421 x2

4"W Flat Free, Knobby, Extended Traction Tires \$120
Part: WHL121698 x2

4"W Pneumatic, Knobby, Extended Traction Tires \$120
Part: WHL153737 x2

6.2. Drive Wheel Accent Color

Optional. Not available with knobby tires. Select with WHL1703421 above. Sold in Pairs (parts below will be quantity of 2).

Match to Base Color \$42.50 ea.
Part: Configuration selection, see specific part below

Non-matching Color \$42.50 ea.
Part: Configuration selection, see specific part below

Back in Black
Part: DGN164245-PBK1
Midnight Blue
Part: DGN164245-PBU10

7. FULL LIGHT PACKAGE

Optional. Requires NE+ 8 Key or Q-Logic 3 Joystick for Full Light Package.

Seat Mounted, LED, Full Light Package \$770
 Part: ELE131477

8. ELECTRONICS

REQUIRED. Select a type of drive control from the following sections. The No Joystick option is used to omit the joystick and utilize another control, such as a specialty control at the end of this form or found on the [Alternative Controls and Electronics Order Forms](#).

8.1a. Non-Expandable Controls

Select a joystick below or omit selection if another controller type is desired. Non-expandable does not allow supplementary drive controllers.

NE+ 6-Key Joystick (1 Actuator) Standard
 Part: CTLDC1560

No Joystick, Setup for NE+ Joystick No Charge
 Part: Configuration selection

NE+ 6-Key Joystick (2 Actuators) No Charge
 Part: CTLDC1560

Control up to 2 actuators through joystick.

NE+ 8-Key Joystick (2 Actuators)..... No Charge
 Part: CTLDC1561

Control up to 2 actuators and Seat Mounted LED Light Package through joystick.

2. Q-Logic 3 Joystick

Q-Logic 3 EX Joystick \$900
 Part: CTL167724

No Joystick, Setup for Q-Logic
 Part: Configuration selection.

Q-Logic 3 EX Joystick for Full Lights \$900
 Part: CTL167725

8.2. Q-Logic 3 Joystick Armor

REQUIRED with Q-Logic 3 Joystick selections above. Reference colors shown on page 2.

Black, Soft Touch NC
 Part: DGN124307

Back in Black
 Part: DGN124336-PBK1

Midnight Blue
 Part: DGN124336-PBU10

Non-matching Armor (Select below) NC
 Part: PTOINDV3422

Match Armor to Base Color Standard
 Part: PTOINDV3421

9. JOYSTICK HANDLES

REQUIRED. The NE Plus joystick is standard with a carrot handle (See A in image). The optional handle will be mounted to the joystick and the standard handle will be shipped with the unit.

Mushroom Handle (B) \$120
 Part: ACCASMB1860.

Chin Cup (C)..... \$85
 Part: ACCASMB186190

T-Bar (D) \$160
 Part: ACCASMB1858.

Medium Ball Handle (E)..... \$70
 Part: ACCASMB1859.

Soft Ball Handle (F)..... \$120
 Part: ACCASMB1856.

Extended I-Handle (G) \$140
 Part: ACCASMB1857.

Bodypoint 3" Goal Post Handle..... \$180
 Part: PLSKNCP1057.

Bodypoint 4" Goal Post Handle..... \$180
 Part: PLSKNCP1058.



10. JOYSTICK MOUNTING BRACKETS

Optional. Select a mount to be used with a joystick selected in previous section.

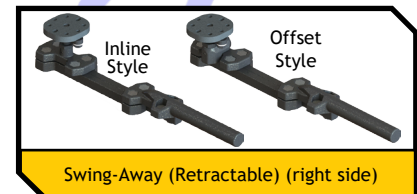
Omit Joystick Mounting Bracket

10.1a. Fixed, In-line Joystick Bracket

Fixed, In-line, Bracket Standard
 Q-Logic Part: FRMASMB10617. NE/NE+ Part: FRMASMB12744

Left Side Mount
 Part: PTOINDV1225

Right Side Mount
 Part: PTOINDV1226



Joystick mounting brackets continued on following page.

10. JOYSTICK MOUNTING BRACKETS CONTINUED

10.1b. Swing-Away (Retractable) Joystick Bracket

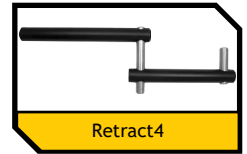
Allows the joystick to retract to the side of the armrest while maintaining the same joystick orientation. "Inline bracket" is used with TRU-Balance 3 arms when the joystick is inline with armpad. "Inline bracket" will be offset 1" when used with tube style arms. Select "Offset Bracket" to have the joystick inline with armpad on tube style armrests.

Swing-away, Inline, Left Side Mount..... \$265
Part: See XRef. ADP: WPEPM

Swing-away, 1" Offset, Left Side Mount \$265
Part: See XRef. ADP: WPEPM

Swing-away, Inline, Right Side Mount \$265
Part: See XRef. ADP: WPEPM

Swing-away, 1" Offset, Right Side Mount..... \$265
Part: See XRef. ADP: WPEPM




10.1c. Specialty Joystick Mounts

Select a bracket and side to mount it.

Retract4 Mount..... \$450
NE/NE+ Part: MEC138876. ADP: WPEPM
Q-Logic Part: MEC138860. ADP: WPEPM
Full 180° of movement that translates into multi-position use, straight, right off-set, left offset, or fold away. Joystick orientation varies as bracket is adjusted.

Stealth Swing-Away/Flip Down Bracket \$300
NE/NE+ Part: ST-TWBM480QL-Q. ADP: WPEPM
Q-Logic Part: ST-TWBM480QL-Q. ADP: WPEPM
SAJ Part: ST-TWBM480CJ-Q. ADP: WPEPM
Allows the joystick to pivot to side of armrest, or flip-down if bracket is adjusted.

Multi-axis Mount \$100
NE/NE+ Part: ACC142528. ADP: WPEPM
Q-Logic Part: ACC131216. ADP: WPEPM
SAJ Part: ACC142740. ADP: WPEPM
Allows height adjustment of joystick.



Specialty Mount Side

Left Side Mount
Part: PTOINDV1225

Right Side Mount
Part: PTOINDV1226

11. TRU-BALANCE® 3 SEATING - QUANTUM INTELLIGENT SYSTEMS™

REQUIRED. Maximum seat size is 24"W x 24"D.

11.1. TRU-Balance 3 Configuration

TRU-Balance 3 Static Seat \$1,045
Part: PTOINDV3442. ADP: WPEPM
20° of limited recline adjustment (-5/ +15) via gas strut within back cover.

TRU-Balance 3 Power Recline Only \$7,875
Part: PTOINDV3444. ADP: WP0001163
175° of power recline.

TRU-Balance 3 Power Tilt Only \$6,245
Part: PTOINDV3443. ADP: WP0001162
50° Center of Gravity (CG) power tilt seating system.

TRU-Balance 3 Power Tilt & Recline..... \$13,125
Part: PTOINDV3446. ADP: WP0001164
50° CG power tilt with 175° of power recline. Full drive lockout at 20°.

11.2. 12" Power Lift or Manual Recline

Optional. Select one option below.

TRU-Balance 3, 12" Power Lift with iLevel® \$2,495
Part: PTOINDV3773.
12" of scissor lift with iLevel® System.

11.3. Occupied Transit Kit

Optional. The power base is standard with Unoccupied Transit Loops. 60" Sure-Lok Lap Belt is required with Occupied Transit Option. Only available with 16"-20" width and depth packages. To determine if your chair is WC-19 compliant (occupied), please refer to this website: <http://wc-transportation-safety.umtri.umich.edu/crash-tested-product-lists/wheelchairs>

WC-19 Occupied Transit Option..... \$400
Part: KIT152047

11.4. Seat Dimension - Width

REQUIRED with seat selection. Maximum seat width is 24". Part number is SETWDTH plus number following # below.

12" W (#1002)	13" W (#1003)	14" W (#1004)	15" W (#1005)	16" W (#1006)	17" W (#1007)	18" W (#1008)	19" W (#1009)	20" W (#1010)	21" W (#1011)	22" W (#1012)	23" W (#1013)	24" W (#1014)
------------------	------------------	------------------	------------------	------------------	------------------	------------------	------------------	------------------	------------------	------------------	------------------	------------------

11.5. Seat Dimension - Width Package

REQUIRED with seat selection. Width and depth package part: See XRef: TB3SPACK

12"-16" Width Package	14"-16" Width Package	16"-20" Width Package	20"-24" Width Package
-----------------------	-----------------------	-----------------------	-----------------------

11.6. Seat Dimension - Depth

REQUIRED with seat selection. Maximum seat depth is 24". Part number is SETDPTH plus number following # below.

12" D (#1002)	13" D (#1003)	14" D (#1004)	15" D (#1005)	16" D (#1006)	17" D (#1007)	18" D (#1008)	19" D (#1009)	20" D (#1010)	21" D (#1011)	22" D (#1012)	23" D (#1013)	24" D (#1014)
------------------	------------------	------------------	------------------	------------------	------------------	------------------	------------------	------------------	------------------	------------------	------------------	------------------

11.7. Seat Dimension - Depth Package

REQUIRED with seat selection. Width and depth package part: See XRef: TB3SPACK

12"-16" Depth Package	14"-16" Depth Package	16"-20" Depth Package	20"-24" Depth Package
-----------------------	-----------------------	-----------------------	-----------------------

11.8. Seat to Floor Height

REQUIRED. Select a seat to floor height compatible with the seat functions previously selected.

16.5" Seat to Floor Part: PTOINDV3459 Not available with Power Tilt or Power Lift Configurations.	17.5" Seat to Floor Part: PTOINDV3460 Not available with Power Tilt or Power Lift Configurations.	18.5" Seat to Floor Part: PTOINDV3463	19.5" Seat to Floor Part: PTOINDV3505 Not available with Static Seat or Power Recline only.	20.5" Seat to Floor Part: PTOINDV3528 Not available with Static Seat or Power Recline only.
---------------------------------------------------------------------------------------------------------	---------------------------------------------------------------------------------------------------------	------------------------------------------	---------------------------------------------------------------------------------------------------	---------------------------------------------------------------------------------------------------

11. TRU-BALANCE 3 SEATING CONTINUED

11.10. Back Type Selection

REQUIRED. Match choice in this section with the options in the following back cushion configuration section.

TRU-Balance 3 Back Assembly (Static Back) \$735

Part: Configuration selection

Select a back cushion configuration in the subsequent section.

Back Cane Option Standard

Part: Configuration selection

Available only with TRU-Balance 3 Static Seat and Power Tilt (1 actuator) selections. Select cane type, back cane height, and back cushion configuration below.

Flip Forward Back..... \$735

Part without Lift: MEC131957, Part with Lift: MEC148117

Available with Static Seat and Power Tilt (1 actuator). Only available with 2-post, flip back or pediatric armrests. Not available with 12"-14" width or with attendant manual recline. Select a back cushion type in the subsequent section.

11.11. Back Cane Selection (Back Cane Option Only)

REQUIRED when Back Cane Option is selected above. Select type and height of back canes.

1. Back Cane Type

Angle Adjustable No Charge

Part: MEC140266

Flip Forward No Charge

Part: MEC140272

1" Endo..... No Charge

Part: MEC141455

2" Endo No Charge

Part: MEC141456

2. Back Cane Height

16"H Cane

Part: FRMASMB15834

20"H Cane

Part: FRMASMB15838

24"H Cane

Part: FRMASMB15842

17"H Cane

Part: FRMASMB15835

21"H Cane

Part: FRMASMB15839

25"H Cane

Part: FRMASMB15843

11.12. Back Cushion Configuration - Type

REQUIRED. Select a configuration type and applicable dimensions. See the Sport, Q-Back, and TRU-Comfort back availability chart for stock order back size ranges. Other size backs may be available with special order and extended lead time.

Sport Back.....

Part: See XRef

Complete following width package and size.

Omit Back Pan/Cushion.....

Part: PTOINDV1287

Select a following width package.

After-market Back Interface.....

Part 16"-20"W: SET131920. Part 20"-24"W: SET131921

Select a set width in following section, range of 16"-24". Overall seat depth may need to be adjusted to accommodate certain backs. May interfere with gel/waterfall armpads and arm through. Does not include brackets to mount after-market backs. A Special Order is required on back widths less than 16".

11.13. TRU-Balance 3 Back Shroud

REQUIRED. The back shroud is a feature of the TRU-Balance 3 seating system and is available in matching shroud colors. The back shroud is not available when Omit Back Pan/Cushion is selected. Reference colors shown on page 2.

Back in Black

Part: DGN148032

Midnight Blue

Part: DGN148035

11.14. Lateral Positioning Wedge

Optional.

Lateral Positioning Wedge, pair \$30

Part: SET123465

Available with Sport and TRU-Comfort 2 backs. Not available on power tilt backs 16"-17"H with limited adjustability on 18" H. Not available on power recline back 19"-20"H with limited adjustability on 21"H.

11.15. Back Cushion Configuration - Back Width Package

REQUIRED except when Omit Back Pan/Cushion is selected. Available with +/-4" of seat width.

Match Seat Width Selections

Part: PTOINDV3468

16"W-20"W Package

Part: Configuration selection, back cushions

10"W-14"W Package

Part: Configuration selection, back cushions

20"W-24"W Package

Part: Configuration selection, back cushions

11.16. Back Cushion Configuration - Back Width

REQUIRED except when Omit Back Pan/Cushion is selected. Part number is PTOINDV plus number following # below. Available with +/-4" of seat width.

12" W
(#3562)

14" W
(#3563)

16" W
(#3564)

17" W
(#3565)

18" W
(#3566)

19" W
(#3567)

20" W
(#3568)

21" W
(#3569)

22" W
(#3570)

24" W
(#3571)

TRU-Balance 3 Seating continued on following page.

11. TRU-BALANCE 3 SEATING CONTINUED

11.17. Back Cushion Configuration - Overall Back Height

Static Seat and Power Tilt available height range: 14"-25"H. Odd heights include 4" gap and even heights include 3" gap between seat pan and bottom of back cushion. Power Recline available height range: 19"-28"H. Odd heights include 6" gap and even heights include 7" gap. See the Sport and TRU-Comfort back availability chart for stock order back size ranges.

- | | |
|---------------------------------|---------------------------------|
| 14" Height
Part: SETHGHT1027 | 22" Height
Part: SETHGHT1035 |
| 15" Height
Part: SETHGHT1028 | 23" Height
Part: SETHGHT1036 |
| 16" Height
Part: SETHGHT1029 | 24" Height
Part: SETHGHT1037 |
| 17" Height
Part: SETHGHT1030 | 25" Height
Part: SETHGHT1038 |
| 18" Height
Part: SETHGHT1031 | 26" Height
Part: SETHGHT1039 |
| 19" Height
Part: SETHGHT1032 | 27" Height
Part: SETHGHT1040 |
| 20" Height
Part: SETHGHT1033 | 28" Height
Part: SETHGHT1041 |
| 21" Height
Part: SETHGHT1034 | |

Overall Height	Tilt or Static Width												Recline Width											
	12"	14"	16"	17"	18"	19"	20"	21"	22"	24"	12"	14"	16"	17"	18"	19"	20"	21"	22"	24"				
14"	ST	S	-	-	-	-	-	-	-	-	-	-	-	-	-	-	-	-	-	-				
15"	ST	S	-	-	-	-	-	-	-	-	-	-	-	-	-	-	-	-	-	-				
16"	-	-	ST	ST	ST	ST	ST	S	ST	ST	-	-	-	-	-	-	-	-	-	-				
17"	-	-	ST	ST	ST	ST	ST	S	ST	ST	-	-	-	-	-	-	-	-	-	-				
18"	-	-	ST	ST	ST	ST	ST	S	ST	ST	-	-	-	-	-	-	-	-	-	-				
19"	-	-	SQT	ST	SQT	ST	SQT	S	ST	ST	S	ST	ST	ST	ST	ST	S	ST	S	ST				
20"	-	-	SQT	ST	SQT	ST	SQT	S	ST	ST	S	ST	ST	ST	ST	ST	S	ST	S	ST				
21"	-	-	SQT	ST	SQT	ST	SQT	S	ST	ST	-	-	ST	ST	ST	ST	S	ST	S	ST				
22"	-	-	SQT	ST	SQT	ST	SQT	S	ST	ST	-	-	SQT	ST	SQT	ST	SQT	S	ST	ST				
23"	-	-	ST	ST	ST	ST	ST	S	ST	ST	-	-	SQT	ST	SQT	ST	SQT	S	ST	ST				
24"	-	-	S	S	ST	S	ST	S	S	S	-	-	SQT	ST	SQT	ST	SQT	S	ST	ST				
25"	-	-	S	S	ST	S	ST	S	S	S	-	-	SQT	ST	SQT	ST	SQT	S	ST	ST				
26"	-	-	-	-	-	-	-	-	-	-	-	-	SQT	ST	SQT	ST	SQT	S	ST	ST				
27"	-	-	-	-	-	-	-	-	-	-	-	-	S	S	ST	S	ST	S	S	S				
28"	-	-	-	-	-	-	-	-	-	-	-	-	S	S	ST	S	ST	S	S	S				

S Sport Back ST Sport or TRU-Comfort Back
SQT Sport, Q-Back, or TRU-Comfort

Sport, Q-Back, and TRU-Comfort Back Availability Chart

11.18. Power Tilt Privacy Flap

Optional. A privacy flap is standard with power recline systems. This selection is to add a flap for power tilt only systems.

- | | |
|-----------------------------------------------------|------------------------------------------------------|
| Privacy Flap, 9.75"\$40
Part: DWR1044E456B | Privacy Flap, 12.75"\$40
Part: DWR1044E456A |
|-----------------------------------------------------|------------------------------------------------------|

12. ARMRESTS

REQUIRED. Select the desired type of armrest below. Please read notes to ensure seating compatibility. Be sure to also select an armrest size and armpad type.

12.1a. Flip-Back, 8"-16" H Armrests

Choose a left and right armrest and set height in the following section. Not available with waterfall armpads. Not available with Back Cane Option.

- | |
|--------------------------------------------------------------------------------------------------------------------------------------------------------------------------------------------------------------------------|
| L R Flip-Back, 8"-16"H Armrests \$145 ea.
Left part: ARM1806662. Right part: ARM1806663 |
|--------------------------------------------------------------------------------------------------------------------------------------------------------------------------------------------------------------------------|

12.1b. TRU-Balance 3 Armrests with Downpost

Choose a left and right TRU-Balance 3, flip-back armrest, downpost, and set height in the following section. Different left (L) and right (R) armrest height packages are allowed. Not available with Back Cane Option. Not available with 17" length arm size.

- | | |
|-----------------------------------------------------------------------------------------------------------------------------------------------------------------------------------------------------------------------------------------|------------------------------------------------------------------------------------------------------------------------------------------------------------------------------------------------------------------------------------------|
| L R TRU-Balance 3 Armrest for Downpost, 8"-12"H\$145 ea.
Part: See XRef
Must select downpost below. | L R TRU-Balance 3 Armrest for Downpost, 12"-16"H\$145 ea.
Part: See XRef
Must select downpost below. |
|-----------------------------------------------------------------------------------------------------------------------------------------------------------------------------------------------------------------------------------------|------------------------------------------------------------------------------------------------------------------------------------------------------------------------------------------------------------------------------------------|

TRU-Balance 3 Armrest Support

Required with TRU-Balance 3 Armrest for Downpost selection above.

- | |
|-----------------------------------------------------------------------------------------------------------------------------------------------------------------------------------------------------------------------|
| TRU-Balance 3 Armrest Downpost (Pair)..... \$45 ea.
Part: See XRef
Available up to 2" difference between seat and back width via endomorph or mesomorph configuration. Not available on 14" Width seat or back. |
|-----------------------------------------------------------------------------------------------------------------------------------------------------------------------------------------------------------------------|

12.1c. Two-Post, Flip-Back, Height Adjustable, Removable Armrests

Select a left and right armrest and set the left and right heights in the following section. These armrests may interfere with offset backs/ back canes. Not available with a depth less than 16". Required with flip forward back and lap trays.

- | | |
|-----------------------------------------------------------------------------------------------------------------------------------------------------------------------------------------------|-----------------------------------------------------------------------------------------------------------------------------------------------------------------------------------------------|
| L R Full Length, Two-Post, 9"-13" H\$145 ea.
Part: See XRef. | L R Desk Length, Two-Post, 9"-13" H\$145 ea.
Part: See XRef. |
|-----------------------------------------------------------------------------------------------------------------------------------------------------------------------------------------------|-----------------------------------------------------------------------------------------------------------------------------------------------------------------------------------------------|

12.1d. Heavy Duty, Height Adjustable, Removable Armrests

Select a type of HD removable armrests and the set height in the following section. Only one height package is selectable as a normal configuration.

- | | |
|--------------------------------------------------------------------------------------------------------------------|---------------------------------------------------------------------------------------------------------------------|
| 8"-12"H, Single Post, Height Adjustable, Removable,\$130 ea.
Heavy Duty (Sold as pair)
Part: See XRef. | 10"-14"H, Single Post, Height Adjustable, Removable,\$130 ea.
Heavy Duty (Sold as pair)
Part: See XRef. |
|--------------------------------------------------------------------------------------------------------------------|---------------------------------------------------------------------------------------------------------------------|

Armrests section continued on following page.

12. ARMRESTS CONTINUED

12.2. Armrest Height

REQUIRED. Set left and right armrest height. Note the available height range in the option description.

1. Left Armrest Height

8" H PTOINDV3535	10" H PTOINDV3537	12" H PTOINDV3539	14" H PTOINDV3541	16" H PTOINDV3543
9" H PTOINDV3536	11" H PTOINDV3538	13" H PTOINDV3540	15" H PTOINDV3542	

2. Right Armrest Height

8" H PTOINDV3450	10" H PTOINDV3452	12" H PTOINDV3454	14" H PTOINDV3456	16" H PTOINDV3458
9" H PTOINDV3451	11" H PTOINDV3453	13" H PTOINDV3455	15" H PTOINDV3457	

12.3. Armrest Size

REQUIRED. Select a Left (L) and Right (R) armrest size. This also affects the armpad selection below.

<input type="checkbox"/> L <input type="checkbox"/> R 10" Desk Length Part: Configuration selection	<input type="checkbox"/> L <input type="checkbox"/> R 14" Full Length Part: Configuration selection	<input type="checkbox"/> L <input type="checkbox"/> R 17" Length Part: Configuration selection Only available with Flip-Back, 8"-16" H Armrests and straight arm pads.
--------------------------------------------------------------------------------------------------------	--------------------------------------------------------------------------------------------------------	------------------------------------------------------------------------------------------------------------------------------------------------------------------------------

13. ARMPADS

REQUIRED. Select to omit armpads, select a left and right foam armpads, or a gel armpad configuration. Please note that waterfall and gel armpads may cause interference with the seat back.

13.1a. Omit Armpad

Select one below if aftermarket armpads or handpads are required. See [Positioning Components Order Form](#).

No Armpad Selection..... No Charge Part: Configuration selection Not available with Flip-back, 8"-16" H armrests.	Interface for Aftermarket Pad No Charge Part: ARM1806928 Only available with Flip-back, 8"-16" armrests.
-------------------------------------------------------------------------------------------------------------------------	----------------------------------------------------------------------------------------------------------------------

13.1b. Foam Armpads

<input type="checkbox"/> L <input type="checkbox"/> R Straight, Armpad Standard Part: See XRef	<input type="checkbox"/> L <input type="checkbox"/> R Waterfall, Armpad No Charge Part: See XRef Not available with Flip-back, 8"-16" armrests.
---------------------------------------------------------------------------------------------------------	-------------------------------------------------------------------------------------------------------------------------------------------------------------

13.1c. Gel Armpads

Sold only in pairs. Armpads are 3" wide. Manufacturer part number for full length is 314G and desk length is 310G.

a. Falcon Gel Armpads for TRU-Balance 3 Armrests

Falcon Gel, Full Length Left and Right \$300 Part: ARM136417	Falcon Gel, Desk Length Left, Full Length Right..... \$250 Part: ARM136418
Falcon Gel, Full Length Left, Desk Length Right..... \$250 Part: ARM136426	Falcon Gel, Desk Length Left and Right \$250 Part: ARM136416

b. Falcon Gel Armpads for Tube Style Armrests

Falcon Gel, Full Length Left and Right \$300 Part: ARM136438	Falcon Gel, Desk Length Left, Full Length Right..... \$300 Part: ARM136439
Falcon Gel, Full Length Left, Desk Length Right..... \$250 Part: ARM136442	Falcon Gel, Desk Length Left and Right \$250 Part: ARM136437

14. TRU-BALANCE 3 ARMREST BRACKETS

14.1. Joystick Bracket

REQUIRED.

Standard Fixed Receiver Standard Part: ACC123525 Flip-back, 8"-16" part: ACC1806853	Stealth Height Adjustable Receiver \$165 Tube arm part: ST-ARM250C-Q. TRU-Balance 3 arm part: ST-ARM250T-Q.
-------------------------------------------------------------------------------------------------	-------------------------------------------------------------------------------------------------------------------------



14.2. Side Track Accessory Bracket for Flip-Back Armrests

Optional. Only available with flip-back, 8"-16" H armrests. This adds a 47mm channel to the side of the armrest to allow mounting of accessories with t-nuts.

Flip-Back Armrest, Side Track Accessory Bracket \$10 Part: MEC1809178

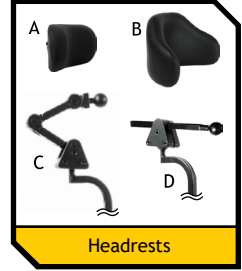
15. HEADRESTS

Optional. Select a headrest pad and bracket.

15.1. Headrest Pads

- Stealth 8" Comfort Plus (CP450)..... \$190
Part: POS148484.
- Stealth 10" Comfort Plus (CP250)(A) \$190
Part: SETHEAD1057.
- Stealth 14" Comfort Plus (CP150) \$190
Part: INDPART2327.
- Pediatric Comfort Plus (6"Wx4.5"H) \$190
(CPN350)
Part: SETHEAD1069. H

- Stealth Small Contoured (9.75"Wx3"H)..... \$80
(STL-OTSM250)
Part: SETHEAD1052.
- Stealth Large Contoured (11"Wx6"H) (B)..... \$100
(STL-OTLG150)
Part: SETHEAD1053.



15.2. Headrest Brackets

- Stealth's Worlds Best Removable Headrest Bracket..... \$255
(TWB485-1) (C)
Part: FRMASMB15999.

- Stealth Multi-Axis Removable Headrest Bracket \$200
(HMO475P) (D)
Part: HDWASMB1084.

16. LAP BELTS

REQUIRED. Select a lap belt below.

16.1a. Standard Lap Belts

38" Lap Belt Part: ACCBELT1006	50" Lap Belt Part: ACCBELT1000	60" Lap Belt Part: ACCBELT1002	70" Lap Belt Part: ACCBELT1003	80" Lap Belt Part: ACCBELT1004	90" Lap Belt Part: ACCBELT1001
-----------------------------------	-----------------------------------	-----------------------------------	-----------------------------------	-----------------------------------	-----------------------------------

16.1b. Optional Lap Belts

- Stealth Retractable Lap Belt (IFRB5350).....\$175
Part: ST-IFRB5350
- i-Fit 60" Single Pull, Push Button, Medium \$65
(7.5") Padded, 1.5" Belt (IFPB5213)
Part: ST-IFPB5213-Q
- i-Fit 60" Single Pull, Push Button, Large \$65
Padded (9.5"), 2" Belt (IFPB5314)
Part: ST-IFPB5314-Q
- i-Fit 60" Single Pull, Push Button, Extra Large \$65
Padded (11.5"), 2" Belt (IFPB5315)
Part: ST-IFPB5315-Q
- 60" Sure-Lok Lap Belt (Non-retractable)..... \$200
Required with ISO 7176-19 Compliant Transit Option.
Part: ACCBELT1016

17. POWER LEGREST CONTROL

Optional. Specific power legrest options are selected later in this form. Select the control type here, if power legrests are desired, to assist the selection of the power positioning electronics.

- Independent Legrests (Requires 2 actuator controls)
Part: Configuration selection
- Articulating Foot Platform (Requires 1 Actuator Control)
Part: Configuration selection
- Combined Legrests (Requires 1 actuator control)
Part: Configuration selection

18. TRU-BALANCE 3 POWER POSITIONING ELECTRONICS

REQUIRED with power seating or legrest options.

18.1b. NE+ 6 Key Controls through Joystick

- Actuator Control Through NE+ Joystick No Charge
Part: XRF000065.

18.1c. Q-Logic 3 Controls through Joystick

- Single Actuator Through Q-Logic 3 No Charge
Controller and Interface (AM1)
Part: XRF000067.
- Actuator Through Q-Logic 3 \$1,675
Controller and Interface (AAM)
Part: XRF000068.



18. TRU-BALANCE 3 POWER POSITIONING ELECTRONICS CONTINUED

18.1c. Q-Logic 3 Controls with iAccess Switch Control

iAccess control is not available with combined or independent power legrests.

Optional Switch Control

Not available with AM1 electronics. 4-Way switches will be mounted to same side of joystick.

- 4-Function Push Button.....\$225 4-Way Toggle.....\$575 4-Way Button Toggle.....\$575
 Part: CTL123218 Part: ELEASMB5925 Part: ELEASMB5926
 See next section for switch mounting.
- iAccess Flat Button.....\$575 iAccess Toggle Button.....\$575
 Part: CTL144009 Part: CTL144010
 See next section for switch mounting. See next section for switch mounting.

18.2. 4-Function Push Button/iAccess Mount

REQUIRED with 4-Function Push Button or iAccess options.

- Joystick Mount No Charge Attendant Mount \$35
 Part: MEC1907500 Part: MEC1906564
- Under Arm Mount, Flip-Back Armrest..... No Charge Under Arm Mount, Flip-Back Armrest, plus iAccess Guard \$35
 Part: MEC1906531 Part: MEC2001400
- Under Arm Mount, Tube Style Armrest No Charge Under Arm Mount, Tube Style Armrest, plus iAccess Guard \$35
 Part: MEC1906530 Part: MEC2001401

1. Under Arm Mount Side Selection

- Left Side Under Arm Mount Right Side Under Arm Mount
 Part: PTOINDV3678 Part: PTOINDV3679

19. TRU-BALANCE 3 ATTENDANT CONTROL

Optional. *Attendant control will be at no charge when ordered with Tilt and Recline. Mounting bracket is included.

- Attendant Control \$950*
 Part: ELE167862. HCPCS: E2331

20. LEGRESTS

Optional. All efforts will be made to accommodate legrest length selection, but minor changes may need to be made to meet shipping guidelines. Some adjustments may be needed upon receipt of the unit. Reference the section's compatibility matrix for legrest interference.

20.1. Center Mount Foot Platform with Angle Adjustable Footplates

If power articulating foot platform is selected, be sure power legrest control has been selected in earlier section. Select legrest length in following section.

1. Foot Platform Assembly

- Power Articulating Foot Platform\$3,145 Manually Adjustable Center Mount Foot Platform... \$265
 Part: PTOINDV3754. 8"-12" extension part: RIG1802138. Other extensions:
 RIG1710345. HCPCS: K0040



2. Lower Extension and Angle Adjustable Footplates

- 8"-12" Extension, 5"x6" Footplates 10"-16" Extension, 5"x6" Footplates 13"-19" Extension, 5"x6" Footplates
 Part: RIG152577 Part: RIG150206 Part: RIG151505
 Not available with power articulating platform.
- 8"-12" Extension, 5"x8" Footplates 10"-16" Extension, 5"x8" Footplates 13"-19" Extension, 5"x8" Footplates
 Part: RIG152578 Part: RIG150203 Part: RIG151506
 Not available with power articulating platform.
- 10"-16" Extension, 5"x11" Footplates 13"-19" Extension, 5"x11" Footplates
 Part: RIG150212 Part: RIG151508

Center Mount Foot Platform Compatibility Matrix for TRU-Balance® 3	Power Recline or Static Seat			Power Tilt			Power Lift		
	Low	Med.	High	Low	Med.	High	Low	Med.	High
10"-16" Length Extension	!	✓	✓	✓	✓	✓	✓	✓	✓
13"-19" Length Extension	!	!	!	!	!	!	!	!	✓

- No interference issues at this seat-to-floor height.
- May have less than 1.75" clearance when fully extended and may interfere with the ground or reduce obstacle climbing ability.

3. Center Mount Calf Support

*Calf pads are standard with a power articulating foot platform. Select calf pads covers for additional charge. Calf pad and panel covers include 1/2" of soft visco foam.

- Small Calf Pads (pair) 6"Wx6"H..... \$210* Small Calf Panel 18"Wx8"H..... \$210
 Part: RIGASMB7120018 Part: FRMASMB7110012
- Large Calf Pads (pair) 8" taper to 6"Wx8"H..... \$210* Large Calf Panel 24"Wx8"H \$265
 Part: RIGASMB7120019 Part: RIG123824
 Only available on widths of 20" or greater.

Legrests section continued on following page.

20. LEGRESTS CONTINUED

4. Modular Footplate Extension Components

Optional. Assembly required. May require seating configuration adjustments to avoid front caster interference.

- Width Extension for 8"D Footplates \$55
Part: RIG152517
- Width Extension for 11"D Footplates \$55
Part: RIG152518
- 2" Bell-Shaped Length Extension \$55
Part: RIG152519
Not compatible with width extensions. Can be used with 6" outside edge with 11" footplates.
- 4" Outside Edge (pair) \$55
Part: RIG152510
Only available with 6"D footplates and 8"D footplate extension.
- 6" Outside Edge (pair) \$55
Part: RIG152516
Available with 8"D and 11"D footplates and 11"D footplate extension.

5. Additional Accessories

- Reversed Dartex Calf Pad Cover (pair) \$150
Small part: RIG133717. Large part: RIG133719
- Reversed Dartex Panel Cover (pair) \$150
Small part: RIG134673. Large part: RIG134744
- Wheel Bumpers (pair) \$15 ea.
Part: WHLASMB1578 x2
- Footplate Connector \$55
Part: RIGASMB7120023

20.2. 70° Power Articulating, Swing Away Legrests with Angle Adjustable Footplates

4" of articulating range. Be sure power legrest control has been selected in previous section. Select an upper extension type and footplate. Pair (P), left (L), and right (R) configurations are selected by checking the appropriate boxes. Select legrest length in following section.

1. Articulating Legrest Upper Assembly

- 70° Articulating, Swing-Away \$1,432.50 ea.
Legrest with 14.5"-18" Extension
Pair Part: FRMASMB9073. Left Part: FRMASMB9074.
Right Part: FRMASMB9075.
- 70° Articulating, Swing-Away \$1,432.50 ea.
Legrest with 11"-13" Extension
Pair Part: FRMASMB11444. Left Part: FRMASMB11366.
Right Part: FRMASMB11367.

70° Power Articulating, Swing-Away Legrest Compatibility Matrix	Power Recline or Static Seat			Power Tilt			Power Lift		
	Low	Med.	High	Low	Med.	High	Low	Med.	High
Angle Adjustable, 11"-13"	✓	✓	✓	✓	✓	✓	✓	✓	✓
Angle Adjustable, 14.5"-18"	!	!	!	!	!	!	!	!	!

- This rigging configuration causes no interference issues at this seat-to-floor height.
- This rigging configuration may have less than 1.75" clearance when fully extended and may interfere with the ground or reduce obstacle climbing ability.

2. Angle Adjustable Footplate with Heel Loop and Wheel Bumper

*The 6"x11" footplates may cause interference with seat widths less than 18". *The 8"x11" footplates may cause interference with seat widths less than 20".

- 4"Wx6"D
Pair part: FRMASMB7448. Left part: RIG133543. Right part: RIG133566.
- 5"Wx6"D
Pair part: FRMASMB7449. Left part: RIG133544. Right part: RIG133567.
- 5"Wx8"D
Pair part: FRMASMB7450. Left part: RIG133545. Right part: RIG133568.
- 6"Wx8"D¹
Pair part: FRMASMB7451. Left part: RIG133547. Right part: RIG133569.
- 6"Wx11"D¹
Pair part: FRMASMB7452. Left part: RIG133548. Right part: RIG133570.
- 8"Wx11"D²
Pair part: FRMASMB7453. Left part: RIG133549. Right part: RIG133571.

3. Power Articulating, Swing-Away Legrest Accessories

- Calf Pad (pair) 6"Wx6"H No Charge
Part: MEC153735
- Falcon Gel Padded Knee Adductor Buttons (KBE)(pair) \$125
Part: INDPART2242. HCPCS: E0953
Please verify the appropriate billing code to be used for this item with all third-party payors.

20.3. Swing-Away Legrests

Adjustable in 5° increments. Select a legrest upper, a legrest extension, and type of footplate. Pair (P), left (L), and right (R) configurations are selected by checking the appropriate boxes. Select legrest length in following section.

1a. 60°-90° Swing-Away Legrest Upper

- 60°-90° Swing-Away Legrest \$142.50 ea.
Pair part: RIG120062. Left: FRMASMB17558.
Right: FRMASMB17559
Not available with 11"-13" extensions.
- 60°-90° Swing-Away Legrest, Short \$142.50 ea.*
Pair part: RIG136481. Left: RIG132607.
Right: RIG132609.
For use only with 11"-13" lower extensions.

1b. 70° Swing-Away Legrest Upper

Only available with occupied transit WC-19 selections. Sold only in pairs. Select lower extension and footplates as pairs.

- 70° Tapered, Swing-Away Legrest (pair) \$285
Pair part: FRMASMB8052
Not available with 11"-13" extensions.
- 70° Tapered, Swing-Away Legrest, Short (pair) \$285
Pair part: FRMASMB7843
For use only with 11"-13" lower extensions.

60°-90° Swing-Away Legrest Compatibility Matrix	Power Recline or Static Seat			Power Tilt			Power Lift		
	Low	Med.	High	Low	Med.	High	Low	Med.	High
Extruded, 11"-16.5"	!	✓	✓	✓	✓	✓	✓	✓	✓
Extruded, 13"-16.5"	!	✓	✓	✓	✓	✓	✓	✓	✓
Extruded, 15.5"-19.5"	!	!	!	!	!	!	!	!	!
Angle Adjustable, 13"-16.5"	!	✓	✓	✓	✓	✓	✓	✓	✓
Angle Adjustable, 15.5"-19.5"	!	!	!	!	!	!	!	!	!
Multi-Axis, 11"-16.5"	!	✓	✓	✓	✓	✓	✓	✓	✓
Multi-Axis, 15.5"-19.5"	!	!	!	!	!	!	!	!	!

11"-13" extension causes no interference at all seat-to-floor heights.

- This rigging configuration causes no interference issues at this seat-to-floor height.
- This rigging configuration may have less than 1.75" clearance when fully extended and may interfere with the ground or reduce obstacle climbing ability.

Legrests section continued on following page.

20. LEGRESTS CONTINUED

2. Lower Extension

- | | | | |
|--------------------------------------------------------------------------------------------------------------------------------------------|----------------------------------------------------------------------------------------------------------------------------------------------------|----------------------------------------------------------------------------------------------------------------------------------------------|------------------------------------------------------------------------------------------------------------------------|
| <input type="checkbox"/> <input type="checkbox"/> <input type="checkbox"/> 11"-13" Length
Part: See XRef
N/A with Multi-axis. | <input type="checkbox"/> <input type="checkbox"/> <input type="checkbox"/> 11"-16.5" Length
Part: See XRef
N/A with Angle Adjustable. | <input type="checkbox"/> <input type="checkbox"/> <input type="checkbox"/> 13"-16.5" Length
Part: See XRef
N/A with Multi-Axis. | <input type="checkbox"/> <input type="checkbox"/> <input type="checkbox"/> 15.5"-19.5" Length
Part: See XRef |
|--------------------------------------------------------------------------------------------------------------------------------------------|----------------------------------------------------------------------------------------------------------------------------------------------------|----------------------------------------------------------------------------------------------------------------------------------------------|------------------------------------------------------------------------------------------------------------------------|

3a. Extruded Footplate(s)

- | | |
|---------------------------------------------------------------------------------------------------------------------------------------------------------------------------------------------------|----------------------------------------------------------------------------------------------------------------------------------------------------------------------------------------------------------------------------------------------------------|
| <input type="checkbox"/> <input type="checkbox"/> <input type="checkbox"/> 7.25"Wx6"D Extruded Footplate Standard
Part pair: FRMASMB7847. Left: FRMASMB7861
Right: FRMASMB7862 | <input type="checkbox"/> <input type="checkbox"/> <input type="checkbox"/> 8.5"Wx6"D Extruded Footplate Standard
Part pair: FRMASMB7848. Left: FRMASMB7863
Right: FRMASMB7864
May cause interference on seat widths less than 18." |
|---------------------------------------------------------------------------------------------------------------------------------------------------------------------------------------------------|----------------------------------------------------------------------------------------------------------------------------------------------------------------------------------------------------------------------------------------------------------|

3b. Angle Adjustable Footplate(s) with Heel Loop(s)

¹The 6"x11" footplates may cause interference with seat widths less than 18". ²The 8"x11" footplates may cause interference with seat widths less than 20".

- | | |
|---------------------------------------------------------------------------------------------------------------------------------------------------------------------------|----------------------------------------------------------------------------------------------------------------------------------------------------------------------------------------|
| <input type="checkbox"/> <input type="checkbox"/> <input type="checkbox"/> 4"Wx6"D \$87.50 ea.
Pair part: FRMASMB10564. Left: RIG133537. Right: RIG133560 | <input type="checkbox"/> <input type="checkbox"/> <input type="checkbox"/> 6"Wx8"D¹ \$87.50 ea.
Pair part: FRMASMB10567. Left: RIG133540. Right: RIG133563 |
| <input type="checkbox"/> <input type="checkbox"/> <input type="checkbox"/> 5"Wx6"D \$87.50 ea.
Pair part: FRMASMB10565. Left: RIG133538. Right: RIG133561 | <input type="checkbox"/> <input type="checkbox"/> <input type="checkbox"/> 6"Wx11"D¹ \$87.50 ea.
Pair part: FRMASMB10568. Left: RIG133541. Right: RIG133564 |
| <input type="checkbox"/> <input type="checkbox"/> <input type="checkbox"/> 5"Wx8"D \$87.50 ea.
Pair part: FRMASMB10566. Left: RIG133539. Right: RIG133562 | <input type="checkbox"/> <input type="checkbox"/> <input type="checkbox"/> 8"Wx11"D² \$87.50 ea.
Pair part: FRMASMB10569. Left: RIG133542. Right: RIG133565 |

3c. Multi-Axis Footplate(s) with Heel Loop(s)

¹The 6"x11" footplates may cause interference with seat widths less than 18". ²The 8"x11" footplates may cause interference with seat widths less than 20".

- | | |
|------------------------------------------------------------------------------------------------------------------------------------------------------------------------|-------------------------------------------------------------------------------------------------------------------------------------------------------------------------------------|
| <input type="checkbox"/> <input type="checkbox"/> <input type="checkbox"/> 4"Wx6"D \$260 ea.
Pair part: FRMASMB9456. Left: RIG133531. Right: RIG133552 | <input type="checkbox"/> <input type="checkbox"/> <input type="checkbox"/> 6"Wx8"D¹ \$260 ea.
Pair part: FRMASMB9459. Left: RIG133534. Right: RIG133555 |
| <input type="checkbox"/> <input type="checkbox"/> <input type="checkbox"/> 5"Wx6"D \$260 ea.
Pair part: FRMASMB9457. Left: RIG133532. Right: RIG133553 | <input type="checkbox"/> <input type="checkbox"/> <input type="checkbox"/> 6"Wx11"D¹ \$260 ea.
Pair part: FRMASMB9460. Left: RIG133535. Right: RIG133558 |
| <input type="checkbox"/> <input type="checkbox"/> <input type="checkbox"/> 5"Wx8"D \$260 ea.
Pair part: FRMASMB9458. Left: RIG133533. Right: RIG133554 | <input type="checkbox"/> <input type="checkbox"/> <input type="checkbox"/> 8"Wx11"D² \$260 ea.
Pair part: FRMASMB9461. Left: RIG133536. Right: RIG133559 |

4. Swing-Away Legrest Accessories

- | | |
|--------------------------------------------------------------------------------------------------------------|------------------------------------------------------------------------------------------------------------------------|
| Heel Loops (pair)..... \$35
Part: FRMASMB7873.
Standard on angle adjustable and multi-axis footplates. | Wheel Bumper \$15 ea.
Part: See XRef
Gel Neoprene Footrest Sleeve (pair) \$130
Part: INDPART2243. |
|--------------------------------------------------------------------------------------------------------------|------------------------------------------------------------------------------------------------------------------------|

20.4. Elevating Legrests

Select a legrest upper, a legrest extension, and type of footplate. Pair (P), left (L), and right (R) configurations are selected by checking the appropriate boxes. Select legrest length in following section.

1. Elevating Legrests Upper

- | |
|----------------------------------------------------------------------------------------------------------------------------------------------------------------------------------------------------------------------------------------------------|
| <input type="checkbox"/> <input type="checkbox"/> <input type="checkbox"/> Elevating Legrest Assembly \$275 ea.
Pair part: FRMASMB6483. Left: RIG138012
Right: RIG138013. HCPCS: E0990
Select lower extension and footplates |
|----------------------------------------------------------------------------------------------------------------------------------------------------------------------------------------------------------------------------------------------------|

2. Lower Extension

- | | |
|-------------------------------------------------------------------------------------------------------------------------------------------------------------------------------------|-------------------------------------------------------------------------------------------------------------------------------------------------------------------------------------|
| <input type="checkbox"/> <input type="checkbox"/> <input type="checkbox"/> 11"-14" Length
Pair: FRMASMB4755
Left: RIG138026
Right: RIG138030
For reinforced only | <input type="checkbox"/> <input type="checkbox"/> <input type="checkbox"/> 14"-17" Length
Pair: FRMASMB4756
Left: RIG138033
Right: RIG138035
For reinforced only |
| <input type="checkbox"/> <input type="checkbox"/> <input type="checkbox"/> 12"-14.5" Length
Part: See XRef
For angle adjustable only | <input type="checkbox"/> <input type="checkbox"/> <input type="checkbox"/> 14.5"-18" Length
Part: See XRef
For angle adjustable only |

3a. Reinforced Cast Footplate(s)

- | | |
|-----------------------------------------------------------------------------------------------------------------------------------------------------------------------------------------------|------------------------------------------------------------------------------------------------------------------------------------------------------------------------------------------------------------------------------------------------------|
| <input type="checkbox"/> <input type="checkbox"/> <input type="checkbox"/> 7.25"Wx6"D Reinforced Footplate Standard
Pair part: FRMASMB4748. Left: RIG138055. Right: RIG138056 | <input type="checkbox"/> <input type="checkbox"/> <input type="checkbox"/> 8.5"Wx6"D Reinforced Footplate Standard
Pair part: FRMASMB4747. Left: RIG138060. Right: RIG138062
May cause interference on seat widths less than 18." |
|-----------------------------------------------------------------------------------------------------------------------------------------------------------------------------------------------|------------------------------------------------------------------------------------------------------------------------------------------------------------------------------------------------------------------------------------------------------|

Elevating Legrest Compatibility Matrix	Power Recline or Static Seat			Power Tilt			Power Lift		
	Low	Med.	High	Low	Med.	High	Low	Med.	High
Reinforced, 11"-14"	✓	✓	✓	✓	✓	✓	✓	✓	✓
Reinforced, 14"-17"	!	!	✓	!	✓	✓	✓	✓	✓
Angle Adjustable, 12"-14.5"	✓	✓	✓	✓	✓	✓	✓	✓	✓
Angle Adjustable, 14.5"-18"	!	!	!	!	!	✓	!	!	✓

This rigging configuration causes no interference issues at this seat-to-floor height.
 This rigging configuration may have less than 1.75" clearance when fully extended and may interfere with the ground or reduce obstacle climbing ability.

Legrests section continued on following page.

20. LEGRESTS CONTINUED

3b. Angle Adjustable Footplate(s)

*The 6"x11" footplates may cause interference with seat widths less than 18". *The 8"x11" footplates may cause interference with seat widths less than 20". 4"x6" and 5"x6" footplates are only available in pairs.

<table border="0"> <tr> <td style="text-align: center;">P</td> <td style="text-align: center;">L</td> <td style="text-align: center;">R</td> <td>4"Wx6"D \$87.50 ea. <i>Pair parts: FRMASMB8812 x2.</i></td> </tr> <tr> <td style="text-align: center;">P</td> <td style="text-align: center;">L</td> <td style="text-align: center;">R</td> <td>5"Wx6"D..... \$87.50 ea. <i>Pair parts: FRMASMB8811 x2.</i></td> </tr> <tr> <td style="text-align: center;">P</td> <td style="text-align: center;">L</td> <td style="text-align: center;">R</td> <td>5"Wx8"D Footplates with Heel Loops \$87.50 ea. <i>Pair part: FRMASMB4735. Left: RIG137791. Right: RIG137792</i></td> </tr> </table>	P	L	R	4"Wx6"D \$87.50 ea. <i>Pair parts: FRMASMB8812 x2.</i>	P	L	R	5"Wx6"D..... \$87.50 ea. <i>Pair parts: FRMASMB8811 x2.</i>	P	L	R	5"Wx8"D Footplates with Heel Loops \$87.50 ea. <i>Pair part: FRMASMB4735. Left: RIG137791. Right: RIG137792</i>	<table border="0"> <tr> <td style="text-align: center;">P</td> <td style="text-align: center;">L</td> <td style="text-align: center;">R</td> <td>6"Wx8"D¹ Footplates with Heel Loops \$87.50 ea. <i>Pair part: FRMASMB4738. Left: RIG137793. Right: RIG137795</i></td> </tr> <tr> <td style="text-align: center;">P</td> <td style="text-align: center;">L</td> <td style="text-align: center;">R</td> <td>6"Wx11"D¹ Footplates with Heel Loops \$87.50 ea. <i>Pair part: FRMASMB4741. Left: RIG137796. Right: RIG137797</i></td> </tr> <tr> <td style="text-align: center;">P</td> <td style="text-align: center;">L</td> <td style="text-align: center;">R</td> <td>8"Wx11"D² Footplates with Heel Loops \$87.50 ea. <i>Pair part: FRMASMB4744. Left: RIG137798. Right: RIG137799</i></td> </tr> </table>	P	L	R	6"Wx8"D ¹ Footplates with Heel Loops \$87.50 ea. <i>Pair part: FRMASMB4738. Left: RIG137793. Right: RIG137795</i>	P	L	R	6"Wx11"D ¹ Footplates with Heel Loops \$87.50 ea. <i>Pair part: FRMASMB4741. Left: RIG137796. Right: RIG137797</i>	P	L	R	8"Wx11"D ² Footplates with Heel Loops \$87.50 ea. <i>Pair part: FRMASMB4744. Left: RIG137798. Right: RIG137799</i>
P	L	R	4"Wx6"D \$87.50 ea. <i>Pair parts: FRMASMB8812 x2.</i>																						
P	L	R	5"Wx6"D..... \$87.50 ea. <i>Pair parts: FRMASMB8811 x2.</i>																						
P	L	R	5"Wx8"D Footplates with Heel Loops \$87.50 ea. <i>Pair part: FRMASMB4735. Left: RIG137791. Right: RIG137792</i>																						
P	L	R	6"Wx8"D ¹ Footplates with Heel Loops \$87.50 ea. <i>Pair part: FRMASMB4738. Left: RIG137793. Right: RIG137795</i>																						
P	L	R	6"Wx11"D ¹ Footplates with Heel Loops \$87.50 ea. <i>Pair part: FRMASMB4741. Left: RIG137796. Right: RIG137797</i>																						
P	L	R	8"Wx11"D ² Footplates with Heel Loops \$87.50 ea. <i>Pair part: FRMASMB4744. Left: RIG137798. Right: RIG137799</i>																						

4. Elevating Legrest Accessories

Heel Loops (pair)..... \$35 <i>Part: FRMASMB7873</i>	Falcon Gel Padded Knee Adductor Buttons (KBE) (pair)\$125 <i>Part: INDPART2242</i>
Wheel Bumper..... \$15 ea. <i>Part: See XRef</i> Available on angle adjustable footplates.	^Please verify the appropriate billing code to be used for this item with all third-party payors.

21. SET LEGREST LENGTH

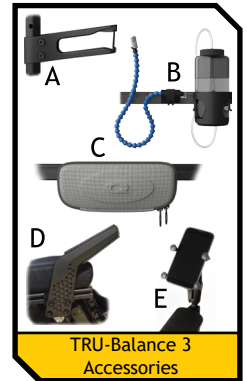
REQUIRED with matching left and right legrest configuration. Non-matching or individual legrest configurations lengths are not set by the manufacturer.

7" L (#3470)	8.5" L (#3473)	10" L (#3476)	11.5" L (#3479)	13" L (#3482)	14.5" L (#3485)	16" L (#3488)	17.5" L (#3491)	19" L (#3494)	20.5" L (#3497)	22" L (#3669)
7.5" L (#3471)	9" L (#3474)	10.5" L (#3477)	12" L (#3480)	13.5" L (#3483)	15" L (#3486)	16.5" L (#3489)	18" L (#3492)	19.5" L (#3495)	21" L (#3498)	22.5" L (#3670)
8" L (#3472)	9.5" L (#3475)	11" L (#3478)	12.5" L (#3481)	14" L (#3484)	15.5" L (#3487)	17" L (#3490)	18.5" L (#3493)	20" L (#3496)	21.5" L (#3600)	

22. ACCESSORIES

Optional. Multiple accessories can be mounted along the various tracks but some interference may occur.

TRU-Balance 3 Cane/Crutch Holder \$205 <i>Part: ACC152515</i>	Not available with Heavy Duty armrests.
Quantum Backpack \$65 <i>Part: ACC1905853</i>	TRU-Balance 3 Oxygen Holder \$110 <i>Part: ACC125006.</i>
TRU-Balance 3 Transfer Bar (Pair) (D).....\$305 <i>Part: ACC147773</i> Not available with Heavy Duty armrests.	TRU-Balance 3 Clothing Guard (Pair) \$275 <i>Part: ACC125007</i> Not available with Heavy Duty armrests.
TRU-Balance 3 Cup Holder..... \$20 <i>Part: ACC125003</i> For use with TRU-Balance 3 (track style) armrests.	TRU-Balance 3 Glove Box (C)..... \$85 <i>Part: ACC125011</i>
Cup Holder (Tube-style Armrest)..... \$20 <i>Part: ACCASMB2634</i> For use with tube-style armrests.	Stealth Large Tablet Holder \$565 <i>Part: ACC141818</i> Not available with Heavy Duty armrests.
TRU-Balance 3 Personal Item Hook..... \$20 <i>Part: ACC125008</i> Not available with back cane option.	Trilogy Vent Tray \$420 <i>Part: ACC136791.</i>
TRU-Balance 3 Reflector Kit..... \$35 <i>Part: ACC124670</i>	Compact Vent Tray \$1,495 <i>Part: ACC133889.</i>
TRU-Balance 3 Backpack Holder (Pair) (A) \$42 <i>Part: ACC147774</i> Not available with back cane option.	Push Handles (pair)..... \$140 <i>Part: ACC147772</i> Not available with oxygen holder, back cane option, or vent tray. Required with attendant manual recline.
TRU-Balance 3 Front Mounted \$95 Cell Phone/ Media Holder, X-Grip (E) <i>Part: ACC155835</i> Not available with Heavy Duty armrests.	Accessory Bar \$90 <i>Part: MEC125098</i> Horizontal rail attached to rear of seat. Standard with the Trilogy vent tray and oxygen holder.
TRU-Balance 3 Rear View Mirror \$35 <i>Part: ACC155833</i>	Large, Black, Weather Cover \$240 <i>Part: ACCCOVER1021</i>
	Q-Logic EX/NE Programmer \$625



24. ALTERNATIVE CONTROLS AND ELECTRONICS

Optional. Select a type of specialty controls below. More options are available on the [Alternative Controls and Electronics order form](#).

24.1. Enhanced Display

Q-Logic 3 Enhanced Display Kit..... \$2,045
 Part: CTL167726

Select a color option below. Includes enhanced display, flexible gooseneck and mounting bracket. Features: 3.5" LCD display; up to 5 profiles to control drive, seat, and auxiliary functions; Bluetooth connectivity for mobile devices and mouse emulation; integrated single switch scanner; IR controls.



Enhanced Display

Q-Logic 3 Enhanced Display Shroud

Required with Q-Logic 3 Enhanced Display selection above. Reference colors shown on page 2.

Black, Soft Touch No Charge Part: DGN137728	Non-matching Shroud No Charge Select color below	Match Shroud to Base Color Standard Part: See color below
-------------------------------------------------------------	-----------------------------------------------------------------	---------------------------------------------------------------------

Red Corvette
Part: DGN137729-PRD1

Night Train
Part: DGN137729-PBK3

Deep Purple
Part: DGN137729-PPR5

Midnight Blue
Part: DGN137729-PBU10

Electric Blue
Part: DGN137729-PBU9

Pretty in Pink
Part: DGN137729-PPK3

Grey Street
Part: DGN137729-PSL3

Green Machine
Part: DGN137729-PGN11

Back in Black
Part: DGN137729-PBK1

Evolution Orange
Part: DGN137729-POR7

24.2. SCIM Module

Optional.

SCIM Module for Q-Logic 3 \$850
 Part: CTL168055

Allows use of joystick display for specialty devices. Available with Q-Logic 3 EX Joystick selection above. Up to 5 profiles to control drive, seat, and auxiliary functions, excluding sip-n-puff and single switch functions. A switch is required to operate the input device attached to the SCIM module.



SCIM Module

24.3. Q-Logic 3 SAJ

Q-Logic 3 EX SAJ \$850
 Part: CTL143980

Must be used in conjunction with Enhanced Display or Q-Logic 3 Joystick.



EX SAJ

24.4. Head Array

Adult, i-Drive Tri-Array Series, 3-Switch \$5,855
Head Array (IDHBT200-1)
 Part: ST-IDHBT200-1-Q.

Features bluetooth, head support, 3 non-proportional proximity sensors for drive control, an egg switch for reset mode change, and i-Drive smart box.

Adult, i-Drive Pro Series Head Array \$5,855
(IDHBT300-1)
 Part: ST-IDHBT300-1-Q.

Features bluetooth, head support with occipital pad and 2 swing-away spot pads for left and right side, 3 non-proportional proximity sensors, an egg switch for reset mode change, and i-Drive smart box.



Adult Pro-Series

24.5. Sip and Puff Drive

1. Sip and Puff Module

Sip and Puff Module for Q-Logic 3 \$1,695
 Part: CTL168056.

Includes module and mounting hardware.



Sip & Puff Module

2. Sip and Puff Straw and Mount

Stealth Sip and Puff for Comfort Series, Left Mount (SP625-CL) \$410
 Part: ST-SP625-CL-Q.

Includes straw and mounting hardware. Use with Stealth Comfort Plus headrests.

Stealth Sip and Puff for Stealth i-Drive, Head Array (SP625-U) \$410
 Part: ST-SP625-U-Q.

Includes straw and mounting hardware. Use with Stealth i-Drive Head Arrays.

Stealth Sip and Puff for Comfort Series, Right Mount (SP622-CR) \$410
 Part: ST-SP625-CR-Q.

Includes straw and mounting hardware. Use with Stealth Comfort Plus headrests.



Stealth Sip & Puff

Alternative controls and electronics section continued on following page.

24. ALTERNATIVE CONTROLS AND ELECTRONICS CONTINUED

24.6. Egg Switches

<p>Red Egg Switch (ESRED)..... \$100 <small>Part: SWTMCRO1077</small></p> <p>Blue Egg Switch (ESBLU)..... \$100 <small>Part: SWTMCRO1079</small></p> <p>Black Egg Switch (ESBLK)..... \$100 <small>Part: SWTMCRO1081</small></p>	<p>Green Egg Switch (ESGRN) \$100 <small>Part: SWTMCRO1078</small></p> <p>Yellow Egg Switch (ESYEL) \$100 <small>Part: SWTMCRO1080</small></p>
-------------------------------------------------------------------------------------------------------------------------------------------------------------------------------------------------------------------------------------------------	----------------------------------------------------------------------------------------------------------------------------------------------------------------------



24.7. Switch Adapter

<p>2 to 1 Switch Adapter..... \$135 <small>Part: DWR1361H037</small> Connects 2 single switches to a stereo jack to act as a dual switch.</p>	<p>\$135</p>
-------------------------------------------------------------------------------------------------------------------------------------------------------------------------	--------------

24.8. Environmental Controls

<p>Q-Logic 3 ECU Module Kit..... \$1,780 <small>Part: CTL168057</small></p>	<p>\$1,780</p>
----------------------------------------------------------------------------------	----------------

24.9. USB Mobile Device Charger

<p>USB Mobile Device Charger \$185 <small>Part: ELE168069</small> Can charge 1 device. A multiplier harness is required and must be added when a Static Seat or Power Tilt Only seating system is chosen. The selection of more than 3 modules requires an additional multiplier.</p>	<p>\$185</p>
-----------------------------------------------------------------------------------------------------------------------------------------------------------------------------------------------------------------------------------------------------------------------------------------------------------------------	--------------



ADAPTABILITY

26. TRU-BALANCE 3 MULTIPLIER HARNESS

REQUIRED. Multiple controllers or power accessories may require an additional multiplier harness or special order. Reference the chart below to determine the appropriate selection. The rows refer to the total amount of arm mounted devices and the columns refer to the total amount of back mounted devices. The online order configurator will automatically make this selection under specialty controls.

No Additional Multiplier (NA)..... No Charge
 Part: Configuration selection

Secondary Multiplier (SM)..... \$250
 Part: HAR144004

Special Order Configuration (SOF)
 Part: Configuration selection

Arm Mounts	Joystick (Hand Control)				
	Enhanced Display				
	iAccess				
	USB Charger				
	SAJ				
Back Mounts	Attendant Control				
	SCIM				
	Sip n Puff				
	ECU				

	1 Arm	2 Arm	3 Arm	4+ Arm
0 Back	NA	SM	SM	SOF
1 Back	NA	SM	SM	SOF
2 Back	SM	SM	SM	SOF
3+ Back	SOF	SOF	SOF	SOF

Power Positioning Chart

	1 Arm	2 Arm	3 Arm	4+ Arm
0 Back	NA	SM	SOF	SOF
1 Back	NA	SM	SOF	SOF
2 Back	SM	SM	SOF	SOF
3+ Back	SOF	SOF	SOF	SOF

Static Seat Chart

NA No additional Multiplier
SM Secondary Multiplier
SOF Special Order Required

Q-Logic 3 Multiplier Charts

