



Pride Mobility Products Co.

5096 South Service Rd, Beamsville, ON, L0R 1B3

Phone: 888-570-1113 | Fax: 866-514-1303 | Email: productorders@pridemobility.com

Discount 6%

AADL Rival® Order Form with TRU-Balance 3 Positioning (W663)

Account Number: _____ Date: _____

Provider Name: _____

Contact: _____

Phone: _____

Email: _____

PO Number: _____

Marked for: _____

Ship to Address: _____

City: _____ Prov: _____ PC: _____

MEDm&bility
 5711- Calgary Trail NW
 Edmonton AB T6H 2K1
 P: 780-437-3300 • F: 780-430-9381
AADL Vendor # 0000612578-001



INTRODUCTION

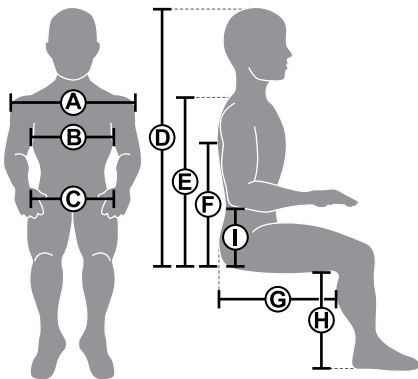
This form is interactive when viewed with [Adobe Acrobat Reader](#). Complete the form by placing checks in the desired boxes and provide information in the interactive fields. Buttons shown at the bottom of the form may be utilized to print or submit the order form through a desktop email application. To email via a web-based application, please 'Save As' and attach the PDF to your email.

This order form contains a large variety of options to fulfill various patient needs. Descriptions and section notes, such as optional or required, are included to help you complete your order. Other part numbers can be found on the quote acknowledgment after this order form is submitted. Please contact Quantum® Sales at 888-570-1113 if assistance is needed. Send the completed order form by fax (866-514-1303) or email (productorders@pridemobility.com). Incomplete forms may delay the quote or order. Customer service will contact you if the order is incomplete or if there are compatibility issues. If special order requests are needed, be sure that the Patient Information section is completed

All prices are MSRP. Prices, specifications, part numbers, and availability are subject to change without notice. Prices and part numbers as shown are only available when configured as a complete power chair. Please contact technical service for accurate parts ordering.

PATIENT INFORMATION

Weight: _____ Height: _____ A. Shoulder Width: _____ D. Max Sitting Height: _____ G. Thigh Depth: _____
 B. Chest Width: _____ E. Shoulder Height: _____ H. Lower Leg Length: _____
 C. Hip Width: _____ F. Axilla Height: _____ I. Elbow Height: _____



1. BASE MODEL

REQUIRED. Select a group 3 power base. 300 lb. weight capacity with standard 6 mph programmable motors and 8 amp off board charger. Dimensions of base without legrests: 25"Wx36"L.

Quantum Rival \$7,240
Part: QRIVAL

2. BASE COLOR

REQUIRED. Select one shroud color. Colors shown here may differ from actual product depending on monitor/printer calibration used.

2.1. Match Colors

Match All Color Options to Selection Below

Part: N/A. Any subsequent color selections, if available, will be matched to color chosen below when the order is placed. Please note that some color selections, such as joystick armor, may have a MSRP.

2.2. Base Shroud Color

 **Back in Black**
Part: DGN153201-PBK1

 **Midnight Blue**
Part: DGN153201-PBU10

3. DRIVE MOTORS

REQUIRED.

6 mph Drive Motors Standard
Part: MOT132462

8 mph Song Motors \$700
Part: MOT132468

6 mph, Accu-Trac Motor \$995
Part: MOT134093.

Not available with NE 4 Key joystick.

Requires Q-Logic 2 electronics. Delivers enhanced traction and tracking, especially with switched drive controls.

4. DRIVE WHEELS

REQUIRED. Select a type of drive wheels. Knobby tires increase overall base width by 1.5".

4.1. Drive Wheels

3"x14" Flat Free Tires Standard
Part: WHLASMB2246 x2

3"x14" Pneumatic Tires No Charge
Part: WHLASMB2247 x2

4"x14" Knobby, Flat Free Tires \$120
Extended Traction Tires
Part: WHL122174 x2

4"x14" Knobby, Pneumatic Tires \$120
Extended Traction Tires
Part: WHL122175 x2

4.2. Drive Wheel Accent Color

Not available with knobby tires.

Match to Base Color \$42.50 ea.
Part: Configuration selection, see specific part below

Non-matching Color \$42.50 ea.
Part: Configuration selection, see specific part below

Back in Black
Part: DGN164245-PBK1

Midnight Blue
Part: DGN164245-PBU10

5. FRONT CASTER WHEELS

REQUIRED. For optimal ride quality, pneumatic casters are recommended.

9" Pneumatic Standard
Part: FRMASMB17634

9" Flat Free \$50
Part: FRMASMB17635

8" Flat Free \$50
Part: MEC141453

6. FULL LIGHT PACKAGE

Optional. Requires NE+ 8 Key or Q-Logic 2 Joystick for Full Light Package.

Base Mounted, LED, Light Package \$770
Part: ELEASMB7431

Seat Mounted, LED, Light Package \$770
Part: ELE131477



7. ELECTRONICS

REQUIRED. Select a type of drive control from the following sections. The No Joystick option is used to omit the joystick and utilize another control, such as a specialty control at the end of this form or found on the [Alternative Controls and Electronics Order Forms](#).

7.1a. Non-Expandable Controls

Select a joystick below or omit selection if another controller type is desired. Non-expandable does not allow supplementary drive controllers.

NE 4-Key Joystick Standard
 Part: CTLDC1554
 Available with Tilt Only through Toggle.

No Joystick, Setup for NE+ Joystick No Charge
 Part: Configuration selection

NE+ 6-Key Joystick No Charge
 Part: CTLDC1560
 Control up to 2 actuators through Joystick.



7.1b. Expandable Controls - Quantum Intelligent Systems™

Select expandable controls or omit selection if another controller type is desired. Expandable controls allow multiple or specialized controllers. This sections allows a selection of common configurations.

2. Q-Logic 3 Joystick

Q-Logic 3e Joystick \$620
 Part: CTL1910600
 Can operate full light package. Not available with alternative or specialty controls.

Q-Logic 3 EX Joystick for Full Lights \$900
 Part: CTL167725

No Joystick, Setup for Q-Logic
 Part: XRF000010

Q-Logic 3 EX Joystick \$900
 Part: CTL167724

8.2. Q-Logic 3 Joystick Armor

REQUIRED with Q-Logic 3 EX Joystick selections above. Not available with Q-Logic 3e Joystick. Reference colors shown on page 2. *Night train joystick armor will be the black, soft touch.

Black, Soft Touch No Charge
 Part: DGN124307
 Also matches Night Train shrouds.

Non-matching Armor No Charge
 Part: PTOINDV3422
 Select color below

Match Armor to Base Color Standard
 Part: PTOINDV3421

Back in Black
 Part: DGN124336-PBK1

Midnight Blue
 Part: DGN124336-PBU10

7.2. SCIM Module

Optional.

SCIM Module Kit for Q-Logic \$850

Available with Q-Logic EX Joystick selection above. Allows use of joystick display for specialty devices and offers up to 5 profiles to control drive, seat, and auxiliary functions, excluding sip-n-puff and single switch functions. A switch is required to operate the input device attached to the SCIM module.



8. JOYSTICK HANDLES

REQUIRED. The NE Plus and Q-Logic 2 EX Joysticks are standard with a carrot handle (See A in image). The optional handle will be mounted to the joystick and the standard handle will be shipped with the unit.

Mushroom Handle (B) \$120
 Part: ACCASMB1860.

Extended I-Handle (G) \$140
 Part: ACCASMB1857.

Chin Cup (C) \$85
 Part: ACCASMB186190

Bodypoint 3" Goal Post Handle \$180
 Part: PLSKNCP1057.

T-Bar (D) \$160
 Part: ACCASMB1858.

Bodypoint 4" Goal Post Handle \$180
 Part: PLSKNCP1058.

Medium Ball Handle (E) \$70
 Part: ACCASMB1859.

Soft Ball Handle (F) \$120
 Part: ACCASMB1856.



9. JOYSTICK MOUNTING BRACKETS

Optional. Select a mount to be used with a joystick selected in previous section.

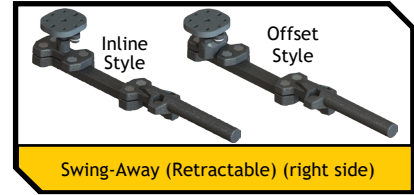
Omit Joystick Mounting Bracket

9.1a. Fixed, In-line Joystick Bracket

Fixed, In-line, Bracket Standard
 Q-Logic Part: FRMASMB10617. NE/NE+ Part: FRMASMB12744

Left Side Mount
 Part: PTOINDV1225

Right Side Mount
 Part: PTOINDV1226



9.1b. Swing-Away (Retractable) Joystick Bracket

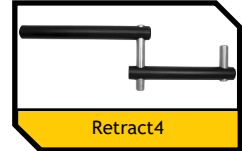
Allows the joystick to retract to the side of the armrest while maintaining the same joystick orientation. "Inline bracket" is used with TRU-Balance 3 arms when the joystick is inline with armpad. "Inline bracket" will be offset 1" when used with tube style arms. Select "Offset Bracket" to have the joystick inline with armpad on tube style armrests.

Swing-away, Inline, Left Side Mount \$265
 Part: See XRef. ADP: WPEM

Swing-away, 1" Offset, Left Side Mount \$265
 Part: See XRef. ADP: WPEM

Swing-away, Inline, Right Side Mount \$265
 Part: See XRef. ADP: WPEM

Swing-away, 1" Offset, Right Side Mount \$265
 Part: See XRef. ADP: WPEM



Retract4

9.1c. Specialty Joystick Mounts

Select a bracket and side to mount it.


Retract4 Mount \$450
 NE/NE+ Part: MEC138876. ADP: WPEM
 Q-Logic Part: MEC138860. ADP: WPEM
 Full 180° of movement that translates into multi-position use, straight, right offset, left offset, or fold away. Joystick orientation varies as bracket is adjusted.

Stealth Swing-Away/Flip Down Bracket \$300
 NE/NE+ Part: ST-TWBM480QL-Q. ADP: WPEM
 Q-Logic Part: ST-TWBM480QL-Q. ADP: WPEM
 SAJ Part: ST-TWBM480CJ-Q. ADP: WPEM
 Allows the joystick to pivot to side of armrest, or flip-down if bracket is adjusted.

Multi-axis Mount \$100
 NE/NE+ Part: ACC142528. ADP: WPEM
 Q-Logic Part: ACC131216. ADP: WPEM
 SAJ Part: ACC142740. ADP: WPEM
 Allows height adjustment of joystick.



Multi-Axis Joystick Mount



Swing-Away/Flip Down Bracket (Stand Alone Hardware Shown)

Specialty Mount Side

Left Side Mount
 Part: PTOINDV1225

Right Side Mount
 Part: PTOINDV1226

10. ELECTRONICS ACCESSORIES

Optional.

USB Mobile Device Charger \$185
 Part: ELE168069

Can charge 1 device. A multiplier harness is required and must be added when a Static Seat or Power Tilt Only seating system is chosen. The selection of more than 3 modules requires an additional multiplier.

11. TRU-BALANCE® 3 SEATING - QUANTUM INTELLIGENT SYSTEMS™

REQUIRED. Maximum seat size is 22"W x 22"D.

11.1. TRU-Balance 3 Configuration

TRU-Balance 3 Static Seat \$1,045
 Part: PTOINDV3442. ADP: WPEM
 20° of limited recline adjustment (-5/ +15) via gas strut within back cover.

TRU-Balance 3 Power Recline Only \$7,875
 Part: PTOINDV3444. ADP: WP0001163
 175° of power recline.

TRU-Balance 3 Power Tilt Only \$6,245
 Part: PTOINDV3443. ADP: WP0001162
 50° Center of Gravity (CG) power tilt seating system.

TRU-Balance 3 Power Tilt & Recline \$13,125
 Part: PTOINDV3446. ADP: WP0001164
 50° CG power tilt with 175° of power recline. Full drive lockout at 20°.

11.2. 10" Power Lift or Manual Recline

Optional. Select one option below.

TRU-Balance 3, 10" Power Lift \$2,495
 Part: PTOINDV3773.
 10" of scissor lift. 22"W x 22"D maximum seat size.

Attendant Manual Recline \$795
 Part: PTOINDV3501.

11.3. Seat Dimension - Width

REQUIRED with seat selection. Maximum seat width is 22". Part number is SETWDTH plus number following # below. 12" Width is not available with 16" and 17" Depth. 13" and 15" widths are only available with non-matching back width.

12" W (#1002)	13" W (#1003)	14" W (#1004)	15" W (#1005)	16" W (#1006)	17" W (#1007)	18" W (#1008)	19" W (#1009)	20" W (#1010)	21" W (#1011)	22" W (#1012)
------------------	------------------	------------------	------------------	------------------	------------------	------------------	------------------	------------------	------------------	------------------

11.4. Seat Dimension - Width Package

REQUIRED with seat selection. Width and depth package part: See XRef: TB3SPACK

12"-16" Width Package	14"-16" Width Package	16"-20" Width Package	20"-24" Width Package (Maximum Width is 22")
-----------------------	-----------------------	-----------------------	-------------------------------------------------

TRU-Balance 3 Seating section continued on following pages.

11. TRU-BALANCE 3 SEATING CONTINUED

11.5. Seat Dimension - Depth

REQUIRED with seat selection. Maximum seat depth is 22". Part number is SETDPTH plus number following # below.

12" D (#1002)	13" D (#1003)	14" D (#1004)	15" D (#1005)	16" D (#1006)	17" D (#1007)	18" D (#1008)	19" D (#1009)	20" D (#1010)	21" D (#1011)	22" D (#1012)
------------------	------------------	------------------	------------------	------------------	------------------	------------------	------------------	------------------	------------------	------------------

11.6. Seat Dimension - Depth Package

REQUIRED with seat selection. Width and depth package part: See XRef: TB3SPACK

12"-16" Depth Package	14"-16" Depth Package	16"-20" Depth Package	20"-24" Depth Package (Maximum Depth is 22")
-----------------------	-----------------------	-----------------------	-------------------------------------------------

11.7. Seat to Floor Height

REQUIRED. Select a seat to floor height compatible with the seat functions previously selected.

1. Power Tilt or Power Tilt and Recline

<input type="checkbox"/> 18." Seat to Floor Part: PTOINDV3461	<input type="checkbox"/> 18.8" Seat to Floor Part: PTOINDV3504	<input type="checkbox"/> 19.6" Seat to Floor Part: PTOINDV3530
------------------------------------------------------------------	-------------------------------------------------------------------	-------------------------------------------------------------------

2. Static Seat or Power Recline

<input type="checkbox"/> 16.5" Seat to Floor Part: PTOINDV3459	<input type="checkbox"/> 17.3" Seat to Floor Part: PTOINDV3503	<input type="checkbox"/> 18.1" Seat to Floor Part: PTOINDV3462
-------------------------------------------------------------------	-------------------------------------------------------------------	-------------------------------------------------------------------

3. Lower Lift

<input type="checkbox"/> 18.5" Seat to Floor Part: PTOINDV3463	<input type="checkbox"/> 19.3" Seat to Floor Part: PTOINDV3464	<input type="checkbox"/> 20.1" Seat to Floor Part: PTOINDV3527
-------------------------------------------------------------------	-------------------------------------------------------------------	-------------------------------------------------------------------

11.8. Back Type Selection

REQUIRED. Match choice in this section with the options in the following back cushion configuration section.

TRU-Balance 3 Back Assembly (Static Back) \$735 Part: Configuration selection Select a back cushion configuration in the subsequent section.	Flip Forward Back..... \$735 Part without Lift: MEC131957, Part with Lift: MEC148117 Available with Static Seat and Power Tilt (1 actuator). Only available with 2-post, flip back or pediatric armrests. Not available with 12"-14" width or with attendant manual recline. Select a back cushion type in the subsequent section.
Back Cane Option Standard Part: Configuration selection Available only with TRU-Balance 3 Static Seat and Power Tilt (1 actuator) selections. Select cane type, back cane height, and back cushion configuration below.	

11.9. Back Cane Selection

REQUIRED when Back Cane Option is selected above. Select type and height of back canes.

1. Back Cane Type

Angle Adjustable Standard Part: MEC140266	1" Endo..... Part: MEC141455
Flip Forward Part: MEC140272	2" Endo Part: MEC141456

2. Back Cane Height

16"H Cane Part: FRMASMB15834	20"H Cane Part: FRMASMB15838	24"H Cane Part: FRMASMB15842
17"H Cane Part: FRMASMB15835	21"H Cane Part: FRMASMB15839	25"H Cane Part: FRMASMB15843

11.10. Back Cushion Configuration - Type

REQUIRED. Select a configuration type and applicable dimensions. See the Sport, Q-Back, and TRU-Comfort back availability chart for stock order back size ranges. Other size backs may be available with special order and extended lead time.

Sport Back Part: See XRef Complete following width package and size.	TRU-Comfort 2 Back \$835 Part: See XRef. Complete following width package and size.
ADI Q-Back, Active Contour \$905 Part: See XRef. Complete following width package and size.	Omit Back Pan/Cushion Part: PTOINDV1287 Select a following width package.
ADI Q-Back, Deep Contour \$1,005 Part: See XRef. Complete following width package and size.	After-market Back Interface Part 16"-20"W: SET131920. Part 20"-24"W: SET131921 Select a set width in following section, range of 16"-24". Overall seat depth may need to be adjusted to accommodate certain backs. May interfere with gel/waterfall armpads and arm through. Does not include brackets to mount after-market backs. A Special Order is required on back widths less than 16".
ADI Q-Back, Extra Deep Contour \$1,005 Part: See XRef. Complete following width package and size. 20" Wide Extra Deep Contour is not compatible with Gel and Waterfall Armpads, Endo/Meso Downposts, 2 Post Arms, or Ottobock arm blocks unless wider arm bars are installed on the chair.	

11.11. Back Cushion Configuration - Back Width Package

REQUIRED except when Omit Back Pan/Cushion is selected. Available with +/-4" of seat width.

Match Seat Width Selections Part: PTOINDV3468	16"W-20"W Package Part: Configuration selection, back cushions
10"W-14"W Package Part: Configuration selection, back cushions	20"W-24"W Package Part: Configuration selection, back cushions

TRU-Balance 3 Seating section continued on following page.

11. TRU-BALANCE 3 SEATING CONTINUED

11.12. Back Cushion Configuration - Back Width

REQUIRED except when Omit Back Pan/Cushion is selected. Part number is PTOINDV plus number following # below. Available with +/-4" of seat width.

12" W (#3562)	14" W (#3563)	16" W (#3564)	17" W (#3565)	18" W (#3566)	19" W (#3567)	20" W (#3568)	21" W (#3569)	22" W (#3570)	24" W (#3571)
------------------	------------------	------------------	------------------	------------------	------------------	------------------	------------------	------------------	------------------

11.13. Back Cushion Configuration - Overall Back Height

Static Seat and Power Tilt available height range: 14"-25"H. Odd heights include 4" gap and even heights include 3" gap between seat pan and bottom of back cushion. Power Recline available height range: 19"-28"H. Odd heights include 6" gap and even heights include 7" gap. See the Sport and TRU-Comfort back availability chart for stock order back size ranges.

14" Height Part: SETHGHT1027	22" Height Part: SETHGHT1035
15" Height Part: SETHGHT1028	23" Height Part: SETHGHT1036
16" Height Part: SETHGHT1029	24" Height Part: SETHGHT1037
17" Height Part: SETHGHT1030	25" Height Part: SETHGHT1038
18" Height Part: SETHGHT1031	26" Height Part: SETHGHT1039
19" Height Part: SETHGHT1032	27" Height Part: SETHGHT1040
20" Height Part: SETHGHT1033	28" Height Part: SETHGHT1041
21" Height Part: SETHGHT1034	

Overall Height	Tilt or Static Width												Recline Width											
	12"	14"	16"	17"	18"	19"	20"	21"	22"	24"	12"	14"	16"	17"	18"	19"	20"	21"	22"	24"				
	14"	ST	S	-	-	-	-	-	-	-	-	-	-	-	-	-	-	-	-	-	-			
15"	ST	S	-	-	-	-	-	-	-	-	-	-	-	-	-	-	-	-	-	-				
16"	-	-	ST	ST	ST	ST	ST	S	ST	ST	-	-	-	-	-	-	-	-	-	-				
17"	-	-	ST	ST	ST	ST	ST	S	ST	ST	-	-	-	-	-	-	-	-	-	-				
18"	-	-	ST	ST	ST	ST	ST	S	ST	ST	-	-	-	-	-	-	-	-	-	-				
19"	-	-	SQT	ST	SQT	ST	SQT	S	ST	ST	S	ST	ST	ST	ST	ST	ST	S	ST	S				
20"	-	-	SQT	ST	SQT	ST	SQT	S	ST	ST	S	ST	ST	ST	ST	ST	ST	S	ST	S				
21"	-	-	SQT	ST	SQT	ST	SQT	S	ST	ST	-	-	ST	ST	ST	ST	ST	S	ST	ST				
22"	-	-	SQT	ST	SQT	ST	SQT	S	ST	ST	-	-	SQT	ST	SQT	ST	SQT	S	ST	ST				
23"	-	-	ST	ST	ST	ST	ST	S	ST	ST	-	-	SQT	ST	SQT	ST	SQT	S	ST	ST				
24"	-	-	S	S	ST	S	ST	S	S	S	-	-	SQT	ST	SQT	ST	SQT	S	ST	ST				
25"	-	-	S	S	ST	S	ST	S	S	S	-	-	SQT	ST	SQT	ST	SQT	S	ST	ST				
26"	-	-	-	-	-	-	-	-	-	-	-	-	ST	ST	ST	ST	ST	S	ST	ST				
27"	-	-	-	-	-	-	-	-	-	-	-	-	S	S	ST	S	ST	S	S	S				
28"	-	-	-	-	-	-	-	-	-	-	-	-	S	S	ST	S	ST	S	S	S				

S Sport Back ST Sport or TRU-Comfort Back
SQT Sport, Q-Back, or TRU-Comfort

Sport, Q-Back, and TRU-Comfort Back Availability Chart

11.14. TRU-Balance 3 Back Shroud

REQUIRED. The back shroud is a feature of the TRU-Balance 3 seating system and is available in matching shroud colors. The back shroud is not available when Omit Back Pan/Cushion is selected. Reference colors shown on page 2.

Back in Black Part: DGN148032
Midnight Blue Part: DGN148035

11.15. Additional TRU-Balance 3 Back Options

Optional.	TRU-Comfort Lateral Positioning Wedge, pair..... \$30 Part: SET123465 Available with TRU-Comfort backs. Not available on power tilt backs 16"-17"H with limited adjustability on 18" H. Not available on power recline back 19"-20"H with limited adjustability on 21"H.	Privacy Flap, 9.75" \$35 Part: DWR1044E456B Standard on recline seating systems.
		Privacy Flap, 12.75" \$35 Part: DWR1044E456A Standard on recline seating systems.

12. TRU-BALANCE 3 ARMRESTS

REQUIRED. Select the desired type of armrest below. Please read notes to ensure seating compatibility. Be sure to also select an armrest size and armpad type.

12.1a. Flip-Back, 8"-16" H Armrests

Choose a left and right armrest and set height in the following section. Not available with waterfall armpads. Not available with Back Cane Option.

L	R	Flip-Back, 8"-16"H Armrests \$145 ea. Left part: ARM1806662. Right part: ARM1806663
----------	----------	----------------------------------------------------------------------------------------------

12.1b. TRU-Balance 3 Armrests with Downpost

Choose a left and right TRU-Balance 3, flip-back armrest, downpost, and set height in the following section. Different left (L) and right (R) armrest height packages are allowed. Not available with Back Cane Option. Not available with 17" length arm size.

L	R	Flip-Back, 8"-16"H Armrests \$145 ea. Left part: ARM1806662. Right part: ARM1806663
----------	----------	----------------------------------------------------------------------------------------------

TRU-Balance 3 Armrest Support

Required with TRU-Balance 3 Armrest for Downpost selection above.

TRU-Balance 3 Armrest Downpost (Pair)..... \$115 ea. Part: See XRef. Available up to 2" difference between seat and back width via endomorph or mesomorph configuration. Not available on 14" Width seat or back.

TRU-Balance 3 armrests section continued on following page.

12. TRU-BALANCE 3 ARMRESTS CONTINUED

12.1c. Two-Post Armrests

Select the armrest and set the left and right heights in the following section. These armrests may interfere with offset backs/ back canes.

- | | |
|----------------------------------------------------------------------------------------------------------------------|-----------------------------------------------------------------------------------------------------------------------|
| <input type="checkbox"/> L <input type="checkbox"/> R Full Length, Two-Post Armrest.....\$145 ea.
Part: See XRef. | <input type="checkbox"/> L <input type="checkbox"/> R Desk Length, Two-Post Armrest\$145 ea.
Part: See XRef. |
|----------------------------------------------------------------------------------------------------------------------|-----------------------------------------------------------------------------------------------------------------------|

12.1d. Heavy Duty, Removable Armrests

Select a type of HD removable armrests and the set height in the following section. Only one height package is selectable as a normal configuration. Payer coding, coverage, and bundling guidelines may apply.

- | | |
|--------------------------------------------------------------------------------|--------------------------------------------------------------------------------|
| 8"-12"H, Single Post Armrest (Sold in pairs)\$130 ea.
Part: See XRef. | 10"-14"H, Single Post Armrest (Sold in pairs).....\$130 ea.
Part: See XRef. |
|--------------------------------------------------------------------------------|--------------------------------------------------------------------------------|

12.2. Armrest Height

REQUIRED. Set left and right armrest height. Note the available height range in the option description.

1. Left Armrest Height

- | | | | | |
|---------------------|----------------------|----------------------|----------------------|----------------------|
| 8" H
PTOINDV3535 | 10" H
PTOINDV3537 | 12" H
PTOINDV3539 | 14" H
PTOINDV3541 | 16" H
PTOINDV3543 |
| 9" H
PTOINDV3536 | 11" H
PTOINDV3538 | 13" H
PTOINDV3540 | 15" H
PTOINDV3542 | |

2. Right Armrest Height

- | | | | | |
|---------------------|----------------------|----------------------|----------------------|----------------------|
| 8" H
PTOINDV3450 | 10" H
PTOINDV3452 | 12" H
PTOINDV3454 | 14" H
PTOINDV3456 | 16" H
PTOINDV3458 |
| 9" H
PTOINDV3451 | 11" H
PTOINDV3453 | 13" H
PTOINDV3455 | 15" H
PTOINDV3457 | |

12.3. Armrest Size

REQUIRED. Select a left (L) and right (R) armrest size. This also affects armpad selection.

- | | | |
|---------------------------------------------------------------------------------------------------|---------------------------------------------------------------------------------------------------|---------------------------------------------------------------------------------------------------------------------------------------------------------------------------------|
| <input type="checkbox"/> L <input type="checkbox"/> R 10" Length
Part: Configuration selection | <input type="checkbox"/> L <input type="checkbox"/> R 14" Length
Part: Configuration selection | <input type="checkbox"/> L <input type="checkbox"/> R 17" Length
Part: Configuration selection
Only available with Flip-Back, 8"-16" H
Armrests and straight arm pads. |
|---------------------------------------------------------------------------------------------------|---------------------------------------------------------------------------------------------------|---------------------------------------------------------------------------------------------------------------------------------------------------------------------------------|

13. TRU-BALANCE 3 ARMPADS

REQUIRED. Select to omit an armpad selection or select a left and right armpad type. Please note that waterfall and gel armpads may cause interference with the seat back.

13.1a. Omit Armpad

Select one below if aftermarket armpads or handpads are required. See [Positioning Components Order Form](#).

- | | |
|-------------------------------------------------------------------------------------------------------------------------|----------------------------------------------------------------------------------------------------------------------|
| No Armpad Selection..... No Charge
Part: Configuration selection
Not available with Flip-back, 8"-16" H armrests. | Interface for Aftermarket Pad No Charge
Part: ARM1806928
Only available with Flip-back, 8"-16" armrests. |
|-------------------------------------------------------------------------------------------------------------------------|----------------------------------------------------------------------------------------------------------------------|

13.1b. Foam Armpads

- | | |
|---------------------------------------------------------------------------------------------------------|-------------------------------------------------------------------------------------------------------------------------------------------------------------|
| <input type="checkbox"/> L <input type="checkbox"/> R Straight, Armpad Standard
Part: See XRef | <input type="checkbox"/> L <input type="checkbox"/> R Waterfall, Armpad No Charge
Part: See XRef
Not available with Flip-back, 8"-16" armrests. |
|---------------------------------------------------------------------------------------------------------|-------------------------------------------------------------------------------------------------------------------------------------------------------------|

13.1c. Gel Armpads

Sold only in pairs. Armpads are 3" wide. Manufacturer part number for full length is 314G and desk length is 310G.

a. Falcon Gel Armpads for TRU-Balance 3 Armrests

- | | |
|-------------------------------------------------------------------------------|-------------------------------------------------------------------------------|
| Falcon Gel, Full Length Left and Right \$300
Part: ARM136417 | Falcon Gel, Desk Length Left, Full Length Right..... \$250
Part: ARM136418 |
| Falcon Gel, Full Length Left, Desk Length Right..... \$250
Part: ARM136426 | Falcon Gel, Desk Length Left and Right \$250
Part: ARM136416 |

b. Falcon Gel Armpads for Tube Style Armrests

- | | |
|-------------------------------------------------------------------------------|-------------------------------------------------------------------------------|
| Falcon Gel, Full Length Left and Right \$300
Part: ARM136438 | Falcon Gel, Desk Length Left, Full Length Right..... \$300
Part: ARM136439 |
| Falcon Gel, Full Length Left, Desk Length Right..... \$250
Part: ARM136442 | Falcon Gel, Desk Length Left and Right \$250
Part: ARM136437 |

14. TRU-BALANCE 3 ARMREST BRACKETS

14.1. Joystick Bracket

REQUIRED.

- | | |
|-------------------------------------------------------------------------------------------------|------------------------------------------------------------------------------------------------------------------------|
| Standard Fixed Receiver Standard
Part: ACC123525
Flip-back, 8"-16" part: ACC1806853 | Stealth Height Adjustable Receiver..... \$165
Tube arm part: ST-ARM250C-Q.
TRU-Balance 3 arm part: ST-ARM250T-Q. |
|-------------------------------------------------------------------------------------------------|------------------------------------------------------------------------------------------------------------------------|



14.2. Side Track Accessory Bracket for Flip-Back Armrests

Optional. Only available with flip-back, 8"-16" H armrests. This adds a 47mm channel to the side of the armrest to allow mounting of accessories with t-nuts.

- | |
|--------------------------------------------------------------------------------|
| Flip-Back Armrest, Side Track Accessory Bracket \$25
Part: MEC1809178 |
|--------------------------------------------------------------------------------|

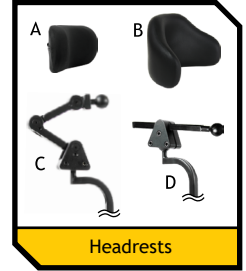
15. TRU-BALANCE 3 HEADRESTS

Optional. Select a headrest pad and bracket.

15.1. Headrest Pads

- Stealth 8" Comfort Plus (CP450)..... \$190
Part: POS148484.
- Stealth 10" Comfort Plus (CP250)(A) \$190
Part: SETHEAD1057.
- Stealth 14" Comfort Plus (CP150) \$190
Part: INDPART2327.
- Pediatric Comfort Plus (6"Wx4.5"H) \$190
(CPN350)
Part: SETHEAD1069.

- Stealth Small Contoured (9.75"Wx3"H)..... \$80
(STL-OTSM250)
Part: SETHEAD1052.
- Stealth Large Contoured (11"Wx6"H) (B)..... \$100
(STL-OTLG150)
Part: SETHEAD1053.



15.2. Stealth Headrest Brackets

TWB Removable Headrest Bracket (TWB485-1) (C) \$255
Part: FRMASMB15999.

Multi-Axis Removable Headrest Bracket (HMO475P) (D)..... \$200
Part: HDWASMB1084.

16. LAP BELTS

REQUIRED. Select a lap belt below.

16.1a. Standard Lap Belts

- 38" Lap Belt Part: ACCBELT1006
- 50" Lap Belt Part: ACCBELT1000
- 60" Lap Belt Part: ACCBELT1002
- 70" Lap Belt Part: ACCBELT1003
- 80" Lap Belt Part: ACCBELT1004
- 90" Lap Belt Part: ACCBELT1001

16.1b. Optional Lap Belts

- Stealth Retractable Lap Belt (IFRB5350).....\$175
Part: ST-IFRB5350
- i-Fit 60" Single Pull, Push Button, Medium \$65
(7.5") Padded, 1.5" Belt (IFPB5213)
Part: ST-IFPB5213-Q
- i-Fit 60" Single Pull, Push Button, Large \$65
Padded (9.5"), 2" Belt (IFPB5314)
Part: ST-IFPB5314-Q

- i-Fit 60" Single Pull, Push Button, Extra Large \$65
Padded (11.5"), 2" Belt (IFPB5315)
Part: ST-IFPB5315-Q
- 60" Sure-Lok Lap Belt (Non-retractable)..... \$200
Required with ISO 7176-19 Compliant Transit Option.
Part: ACCBELT1016

17. TRU-BALANCE 3 MANUFACTURER INSTALLED ACCESSORIES

Optional.

- Trilogy Vent Tray\$420
Part: ACC136791. HCPCS: E1029
- Push Handles (pair)..... \$140
Part: ACC147772
Not available with oxygen holder, back cane option, or vent tray. Required with attendant manual recline.

- Compact Vent Tray\$1,495
Part: ACC133889. HCPCS: E1029
- Accessory Bar..... \$90
Part: MEC125098
Standard with the Trilogy vent tray, and oxygen holder. May be added to mount additional accessory to back of unit. Not available with back cane option.



18. TRU-BALANCE 3 LEGREST CONTROLS

Optional. Specific power legrest options are selected later in this form. Select the control type here, if power legrests are desired, to assist the selection of the power positioning electronics.

- Independent Legrests (adds 2 actuator control requirement)
Part: Configuration selection
- Articulating Foot Platform (adds 1 actuator control requirement)
Part: Configuration selection
- Combined Legrests (adds 1 actuator control requirement)
Part: Configuration selection

19. POWER POSITIONING ELECTRONICS

REQUIRED, except with Static Seat without power options. Select the desired control type for the seating system. Please note the available actuator controls.

Tilt Only through Toggle

- Single Actuator Control, Power Tilt Only, Through Toggle (NE 4-Key Joystick Only)..... No Charge
Part: ELE1905907
Select toggle side. May require extended lead time when selected with Fender Lights.

1. Toggle Mount Side Selection

- Left Side Toggle Part: PTOINDV1839
- Right Side Toggle Part: PTOINDV1838

NE+ 6 Key Controls through Joystick

- Actuator Control Through NE+ Joystick No Charge
Part: XRF000065.

Q-Logic 3 Controls through Joystick

- Single Actuator Through Q-Logic 3 No Charge
Controller and Interface (AM1)
Part: XRF000067.
- Actuator Through Q-Logic 3.....\$1,675
Controller and Interface (AAM)
Part: XRF000068.

19. POWER POSITIONING ELECTRONICS CONTINUED

1. Optional Switch Control

Not available with AM1 electronics. 4-Way switches will be mounted to same side of joystick.

- 4-Function Push Button.....\$225 4-Way Toggle.....\$575 4-Way Button Toggle.....\$575
Part: CTL123218 Part: ELEASMB5925 Part: ELEASMB5926
- See next section for switch mounting.*
- iAccess Flat Button.....\$575 iAccess Toggle Button.....\$575
Part: CTL144009 Part: CTL144010
- See next section for switch mounting. See next section for switch mounting.*

4-Function Push Button/iAccess Mount

REQUIRED with 4-Function Push Button or iAccess options.

- Joystick Mount No Charge Attendant Mount \$35
Part: MEC1907500 Part: MEC1906564
- Under Arm Mount, Flip-Back Armrest..... No Charge Under Arm Mount, Flip-Back Armrest, plus iAccess Guard \$35
Part: MEC1906531 Part: MEC2001400
- Under Arm Mount, Tube Style Armrest No Charge Under Arm Mount, Tube Style Armrest, plus iAccess Guard \$35
Part: MEC1906530 Part: MEC2001401

20. ATTENDANT CONTROL

Optional. *Attendant control will be at no charge when ordered with Tilt and Recline. Mounting included. bracket is included.

- Attendant Control \$950*
Part: ELE125264.

21. LEGRESTS

Optional. All efforts will be made to accommodate legrest length selection, but minor changes may need to be made to meet shipping guidelines. Some adjustments may be needed upon receipt of the unit. Reference the section's compatibility matrix for legrest interference.

21.1. Center Mount Foot Platform

If power articulating foot platform is selected, be sure power legrest control has been selected in earlier section. Select legrest length in following section.

1. Foot Platform Assembly

- Power Articulating Foot Platform \$3,145 Manually Adjustable Center Mount Foot Platform..... \$265
Part: PTOINDV3754. 8"-12" extension part: RIG1802138. Other extensions: RIG1710345.

2. Lower Extension and Angle Adjustable Footplates

- 8"-12" Extension, 5"x6" Footplates 10"-16" Extension, 5"x6" Footplates 13"-19" Extension, 5"x6" Footplates
Part: RIG152577 Part: RIG150206 Part: RIG151505
- Not available with power articulating platform.*
- 8"-12" Extension, 5"x8" Footplates 10"-16" Extension, 5"x8" Footplates 13"-19" Extension, 5"x8" Footplates
Part: RIG152578 Part: RIG150203 Part: RIG151506
- Not available with power articulating platform.*
- 10"-16" Extension, 5"x11" Footplates 13"-19" Extension, 5"x11" Footplates
Part: RIG150212 Part: RIG151508

Center Mount Foot Platform Compatibility Matrix for TRU-Balance® 3	Power Recline or Static Seat			Power Tilt			Power Lift		
	Low	Med.	High	Low	Med.	High	Low	Med.	High
10"-16" Length Extension	!	✓	✓	✓	✓	✓	✓	✓	✓
13"-19" Length Extension	!	!	!	!	!	!	!	!	✓

- No interference issues at this seat-to-floor height.
- May have less than 1.75" clearance when fully extended and may interfere with the ground or reduce obstacle climbing ability.

3. Center Mount Calf Support

*Calf pads are standard with a power articulating foot platform. Select calf pads covers for additional charge. Calf pad and panel covers include 1/2" of soft visco foam.

- Small Calf Pads (pair) 6"Wx6"H..... \$210* Small Calf Panel 18"Wx8"H..... \$210
Part: RIGASMB7120018 Part: FRMASMB7110012
- Large Calf Pads (pair) 8" taper to 6"Wx8"H \$210* Large Calf Panel 24"Wx8"H \$265
Part: RIGASMB7120019 Part: RIG123824
- Only available on widths of 20" or greater.*

4. Modular Footplate Extension Components

Optional. Assembly required. May require seating configuration adjustments to avoid front caster interference.

- Width Extension for 8"D Footplates \$55 4" Outside Edge (pair) \$55
Part: RIG152517 Part: RIG152510
- Width Extension for 11"D Footplates \$55 *Only available with 6"D footplates and 8"D footplate extension.*
- 2" Bell-Shaped Length Extension \$55 6" Outside Edge (pair) \$55
Part: RIG152519 Part: RIG152516
- Not compatible with width extensions. Can be used with 6" outside edge with 11" footplates. Available with 8"D and 11"D footplates and 11"D footplate extension.*

5. Additional Accessories

- Reversed Dartex Calf Pad Cover (pair) \$150 Wheel Bumpers (pair)..... \$15 ea.
Small part: RIG133717. Large part: RIG133719 Part: WHLASMB1578 x2
- Reversed Dartex Panel Cover (pair) \$150 Footplate Connector \$55
Small part: RIG134673. Large part: RIG134744 Part: RIGASMB7120023

Legrests section continued on following pages.

21. LEGRESTS CONTINUED

21.2. 70° Power Articulating, Swing Away Legrests

4" of articulating range. Be sure power legrest control has been selected in previous section. Select an upper extension type and footplate. Pair (P), left (L), and right (R) configurations are selected by checking the appropriate boxes. Select legrest length in following section.

1. Articulating Legrest Upper Assembly

P L R 70° Articulating, Swing-Away..... \$1,432.50 ea.
 Legrest with 14.5"-18" Extension
 Pair Part: FRMASMB9073. Left Part: FRMASMB9074. Right Part: FRMASMB9075

P L R 70° Articulating, Swing-Away..... \$1,432.50 ea.
 Legrest with 11"-13" Extension
 Pair Part: FRMASMB11444. Left Part: FRMASMB11366. Right Part: FRMASMB11367

70° Power Articulating, Swing-Away Legrest Compatibility Matrix	Power Recline or Static Seat			Power Tilt			Power Lift		
	Low	Med.	High	Low	Med.	High	Low	Med.	High
Angle Adjustable, 11"-13"	✓	✓	✓	✓	✓	✓	✓	✓	✓
Angle Adjustable, 14.5"-18"	!	!	!	!	!	!	!	!	!

This rigging configuration causes no interference issues at this seat-to-floor height.
 This rigging configuration may have less than 1.75" clearance when fully extended and may interfere with the ground or reduce obstacle climbing ability.

2. Angle Adjustable Footplate with Heel Loop and Wheel Bumper

¹The 6"x11" footplates may cause interference with seat widths less than 18". ²The 8"x11" footplates may cause interference with seat widths less than 20".

P L R 4"Wx6"D
 Pair part: FRMASMB7448. Left part: RIG133543. Right part: RIG133566

P L R 5"Wx8"D
 Pair part: FRMASMB7450. Left part: RIG133545. Right part: RIG133568

P L R 6"Wx11"D¹
 Pair part: FRMASMB7452. Left part: RIG133548. Right part: RIG133570

P L R 5"Wx6"D
 Pair part: FRMASMB7449. Left part: RIG133544. Right part: RIG133567

P L R 6"Wx8"D¹
 Pair part: FRMASMB7451. Left part: RIG133547. Right part: RIG133569

P L R 8"Wx11"D²
 Pair part: FRMASMB7453. Left part: RIG133549. Right part: RIG133571

3. Power Articulating, Swing-Away Legrest Accessories

Calf Pad (pair) 6"Wx6"H..... No Charge
 Part: MEC153735

Falcon Gel Padded Knee Adductor Buttons (KBE)(pair)\$125
 Part: INDPART2242. HCPCS: E0953
 Please verify the appropriate billing code to be used for this item with all third-party payors.

21.3. 60°-90° Swing-Away Legrests

Adjustable in 5° increments. Select a legrest upper, a legrest extension, and type of footplate. Pair (P), left (L), and right (R) configurations are selected by checking the appropriate boxes. Select legrest length in following section.

1. Swing-Away Legrest Upper

P L R 60°-90° Swing-Away Legrest..... \$142.50 ea.
 Pair part: RIG120062. Left: FRMASMB17558. Right: FRMASMB17559
 Not available with 11"-13" extensions. Adjustable in 5° increments.

P L R 60°-90° Swing-Away Legrest, Short \$142.50 ea.
 Pair part: RIG136481. Left: RIG132607. Right: RIG132609.
 For use only with 11"-13" lower extensions. Adjustable in 5° increments.

2. Lower Extension

P L R 11"-13" Length
 Part: See XRef
 N/A with Multi-axis.

P L R 13"-16.5" Length
 Part: See XRef
 N/A with Multi-Axis.

P L R 11"-16.5" Length
 Part: See XRef
 N/A with Angle Adjustable.

P L R 15.5"-19.5" Length
 Part: See XRef

3a. Extruded Footplate(s)

P L R 7.25"Wx6"D Extruded Footplate..... Standard
 Part pair: FRMASMB7847. Left: FRMASMB7861 Right: FRMASMB7862

P L R 8.5"Wx6"D Extruded Footplate Standard
 Part pair: FRMASMB7848. Left: FRMASMB7863 Right: FRMASMB7864
 May cause interference on seat widths less than 18."

3b. Angle Adjustable Footplate(s) with Heel Loops

¹The 6"x11" footplates may cause interference with seat widths less than 18". ²The 8"x11" footplates may cause interference with seat widths less than 20".

P L R 4"Wx6"D \$87.50 ea.
 Pair part: FRMASMB10564. Left: RIG133537. Right: RIG133560

P L R 6"Wx8"D¹ \$87.50 ea.
 Pair part: FRMASMB10567. Left: RIG133540. Right: RIG133563

P L R 5"Wx6"D..... \$87.50 ea.
 Pair part: FRMASMB10565. Left: RIG133538. Right: RIG133561

P L R 6"Wx11"D¹ \$87.50 ea.
 Pair part: FRMASMB10568. Left: RIG133541. Right: RIG133564

P L R 5"Wx8"D \$87.50 ea.
 Pair part: FRMASMB10566. Left: RIG133539. Right: RIG133562

P L R 8"Wx11"D² \$87.50 ea.
 Pair part: FRMASMB10569. Left: RIG133542. Right: RIG133565

60°-90° Swing-Away Legrest Compatibility Matrix	Power Recline or Static Seat			Power Tilt			Power Lift		
	Low	Med.	High	Low	Med.	High	Low	Med.	High
Extruded, 11"-16.5"	!	✓	✓	✓	✓	✓	✓	✓	✓
Extruded, 13"-16.5"	!	✓	✓	✓	✓	✓	✓	✓	✓
Extruded, 15.5"-19.5"	!	!	!	!	!	!	!	!	!
Angle Adjustable, 13"-16.5"	!	✓	✓	✓	✓	✓	✓	✓	✓
Angle Adjustable, 15.5"-19.5"	!	!	!	!	!	!	!	!	!
Multi-Axis, 11"-16.5"	!	✓	✓	✓	✓	✓	✓	✓	✓
Multi-Axis, 15.5"-19.5"	!	!	!	!	!	!	!	!	!

11"-13" extension causes no interference at all seat-to-floor heights.
 This rigging configuration causes no interference issues at this seat-to-floor height.
 This rigging configuration may have less than 1.75" clearance when fully extended and may interfere with the ground or reduce obstacle climbing ability.

Legrests section continued on following pages.

21. LEGRESTS CONTINUED

3c. Multi-Axis Footplate(s) with Heel Loops

¹The 6"x11" footplates may cause interference with seat widths less than 18". ²The 8"x11" footplates may cause interference with seat widths less than 20".

- | | |
|-------------------------------------------------------------------------------------------------------------------------------------------------------------------------------------------------------------------------------------------------------------------------------------------------------------------------------------------------------------------------------------------------------------------------------------------------------------------------------------------------------------------------|---------------------------------------------------------------------------------------------------------------------------------------------------------------------------------------------------------------------------------------------------------------------------------------------------------------------------------------------------------------------------------------------------------------------------------------------------------------------------------------------------------------------------------------------------------------|
| <p><input type="checkbox"/> <input type="checkbox"/> <input type="checkbox"/> 4"Wx6"D \$260 ea.
Pair part: FRMASMB9456. Left: RIG133531. Right: RIG133552</p> <p><input type="checkbox"/> <input type="checkbox"/> <input type="checkbox"/> 5"Wx6"D \$260 ea.
Pair part: FRMASMB9457. Left: RIG133532. Right: RIG133553</p> <p><input type="checkbox"/> <input type="checkbox"/> <input type="checkbox"/> 5"Wx8"D \$260 ea.
Pair part: FRMASMB9458. Left: RIG133533. Right: RIG133554</p> | <p><input type="checkbox"/> <input type="checkbox"/> <input type="checkbox"/> 6"Wx8"D¹ \$260 ea.
Pair part: FRMASMB9459. Left: RIG133534. Right: RIG133555</p> <p><input type="checkbox"/> <input type="checkbox"/> <input type="checkbox"/> 6"Wx11"D¹ \$260 ea.
Pair part: FRMASMB9460. Left: RIG133535. Right: RIG133558</p> <p><input type="checkbox"/> <input type="checkbox"/> <input type="checkbox"/> 8"Wx11"D² \$260 ea.
Pair part: FRMASMB9461. Left: RIG133536. Right: RIG133559</p> |
|-------------------------------------------------------------------------------------------------------------------------------------------------------------------------------------------------------------------------------------------------------------------------------------------------------------------------------------------------------------------------------------------------------------------------------------------------------------------------------------------------------------------------|---------------------------------------------------------------------------------------------------------------------------------------------------------------------------------------------------------------------------------------------------------------------------------------------------------------------------------------------------------------------------------------------------------------------------------------------------------------------------------------------------------------------------------------------------------------|

4. 60°-90° Swing-Away Legrest Accessories

- | | |
|------------------------------------------------------------------------------------------------------------------------|---------------------------------------------------------------------------------------------------------------------------------------------|
| <p>Heel Loops (pair) \$35
Part: FRMASMB7873.
Standard on angle adjustable and multi-axis footplates.</p> | <p>Wheel Bumper \$15 ea.
Part: See XRef</p> <p>Gel Neoprene Footrest Sleeve (pair) \$130
Part: INDPART2243. : K0108</p> |
|------------------------------------------------------------------------------------------------------------------------|---------------------------------------------------------------------------------------------------------------------------------------------|

21.4. Elevating Legrests

Select a legrest upper, a legrest extension, and type of footplate. Pair (P), left (L), and right (R) configurations are selected by checking the appropriate boxes. Select legrest length in following section.

1. Elevating Legrests Upper

- Elevating Legrest Assembly \$275 ea.
Pair part: FRMASMB6483. Left: RIG138012
Right: RIG138013
Select lower extension and footplates

2. Lower Extension

- | | |
|---------------------------------------------------------------------------------------------------------------------------------------------------------------------------------------------------------------------------------------------------------------------------------------------------------------------------------------------|---------------------------------------------------------------------------------------------------------------------------------------------------------------------------------------------------------------------------------------------------------------------------------------------------------------------------------------------|
| <p><input type="checkbox"/> <input type="checkbox"/> <input type="checkbox"/> 11"-14" Length
Pair: FRMASMB4755
Left: RIG138026
Right: RIG138030
For reinforced only</p> <p><input type="checkbox"/> <input type="checkbox"/> <input type="checkbox"/> 12"-14.5" Length
Part: See XRef
For angle adjustable only</p> | <p><input type="checkbox"/> <input type="checkbox"/> <input type="checkbox"/> 14"-17" Length
Pair: FRMASMB4756
Left: RIG138033
Right: RIG138035
For reinforced only</p> <p><input type="checkbox"/> <input type="checkbox"/> <input type="checkbox"/> 14.5"-18" Length
Part: See XRef
For angle adjustable only</p> |
|---------------------------------------------------------------------------------------------------------------------------------------------------------------------------------------------------------------------------------------------------------------------------------------------------------------------------------------------|---------------------------------------------------------------------------------------------------------------------------------------------------------------------------------------------------------------------------------------------------------------------------------------------------------------------------------------------|

Elevating Legrest Compatibility Matrix	Power Recline or Static Seat			Power Tilt			Power Lift		
	Low	Med.	High	Low	Med.	High	Low	Med.	High
Reinforced, 11"-14"	✓	✓	✓	✓	✓	✓	✓	✓	✓
Reinforced, 14"-17"	!	!	✓	!	✓	✓	✓	✓	✓
Angle Adjustable, 12"-14.5"	✓	✓	✓	✓	✓	✓	✓	✓	✓
Angle Adjustable, 14.5"-18"	!	!	!	!	✓	!	!	✓	✓

✓ This rigging configuration causes no interference issues at this seat-to-floor height.

! This rigging configuration may have less than 1.75" clearance when fully extended and may interfere with the ground or reduce obstacle climbing ability.

3a. Reinforced Cast Footplate(s)

- | | |
|------------------------------------------------------------------------------------------------------------------------------------------------------------------------------------------------|--------------------------------------------------------------------------------------------------------------------------------------------------------------------------------------------------------------------------------------------------------|
| <p><input type="checkbox"/> <input type="checkbox"/> <input type="checkbox"/> 7.25"Wx6"D Reinforced Footplate Standard
Pair part: FRMASMB4748. Left: RIG138055. Right: RIG138056</p> | <p><input type="checkbox"/> <input type="checkbox"/> <input type="checkbox"/> 8.5"Wx6"D Reinforced Footplate Standard
Pair part: FRMASMB4747. Left: RIG138060. Right: RIG138062
May cause interference on seat widths less than 18".</p> |
|------------------------------------------------------------------------------------------------------------------------------------------------------------------------------------------------|--------------------------------------------------------------------------------------------------------------------------------------------------------------------------------------------------------------------------------------------------------|

3b. Angle Adjustable Footplate(s)

¹The 6"x11" footplates may cause interference with seat widths less than 18". ²The 8"x11" footplates may cause interference with seat widths less than 20". ⁴6"x6" and 5"x6" footplates are only available in pairs.

- | | |
|----------------------------------------------------------------------------------------------------------------------------------------------------------------------------------------------------------------------------------------------------------------------------------------------------------------------------------------------------------------------------------------------------------------------------------------------------------------------------------------------|------------------------------------------------------------------------------------------------------------------------------------------------------------------------------------------------------------------------------------------------------------------------------------------------------------------------------------------------------------------------------------------------------------------------------------------------------------------------------------------------------------------------------------------------------------------------------------------------------------------------------------------------------|
| <p><input type="checkbox"/> <input type="checkbox"/> <input type="checkbox"/> 4"Wx6"D \$87.50 ea.
Pair parts: FRMASMB8812 x2.</p> <p><input type="checkbox"/> <input type="checkbox"/> <input type="checkbox"/> 5"Wx6"D \$87.50 ea.
Pair parts: FRMASMB8811 x2.</p> <p><input type="checkbox"/> <input type="checkbox"/> <input type="checkbox"/> 5"Wx8"D Footplates with Heel Loops \$87.50 ea.
Pair part: FRMASMB4735. Left: RIG137791. Right: RIG137792</p> | <p><input type="checkbox"/> <input type="checkbox"/> <input type="checkbox"/> 6"Wx8"D¹ Footplates with Heel Loops \$87.50 ea.
Pair part: FRMASMB4738. Left: RIG137793. Right: RIG137795</p> <p><input type="checkbox"/> <input type="checkbox"/> <input type="checkbox"/> 6"Wx11"D¹ Footplates with Heel Loops \$87.50 ea.
Pair part: FRMASMB4741. Left: RIG137796. Right: RIG137797</p> <p><input type="checkbox"/> <input type="checkbox"/> <input type="checkbox"/> 8"Wx11"D² Footplates with Heel Loops \$87.50 ea.
Pair part: FRMASMB4744. Left: RIG137798. Right: RIG137799</p> |
|----------------------------------------------------------------------------------------------------------------------------------------------------------------------------------------------------------------------------------------------------------------------------------------------------------------------------------------------------------------------------------------------------------------------------------------------------------------------------------------------|------------------------------------------------------------------------------------------------------------------------------------------------------------------------------------------------------------------------------------------------------------------------------------------------------------------------------------------------------------------------------------------------------------------------------------------------------------------------------------------------------------------------------------------------------------------------------------------------------------------------------------------------------|

4. Elevating Legrest Accessories

- | | |
|---------------------------------------------------------------------------------------------------------------------------------------------------------------|-----------------------------------------------------------------------------------------------------------------------------------------------------------------------------------------------------|
| <p>Heel Loops (pair) \$35
Part: FRMASMB7873</p> <p>Wheel Bumper \$15 ea.
Part: See XRef
Available on angle adjustable footplates.</p> | <p>Falcon Gel Padded Knee Adductor Buttons (KBE) (pair) \$125
Part: INDPART2242
^Please verify the appropriate billing code to be used for this item with all third-party payors.</p> |
|---------------------------------------------------------------------------------------------------------------------------------------------------------------|-----------------------------------------------------------------------------------------------------------------------------------------------------------------------------------------------------|

22. SET LEGREST LENGTH

REQUIRED with matching left and right legrest configuration. All efforts will be made to accommodate legrest length selection, but minor changes may need to be made to meet shipping guidelines. Some adjustments may be needed upon receipt of the unit. Reference the section's compatibility matrix for legrest interference. Non-matching or individual legrest configurations lengths are not set by the manufacturer.

- | | | | | | | | | | | |
|--------------------------------------------|--------------------------------------------|---------------------------------------------|---------------------------------------------|---------------------------------------------|---------------------------------------------|---------------------------------------------|---------------------------------------------|---------------------------------------------|---------------------------------------------|---------------------------------------------|
| <input type="checkbox"/> 7" L
(#3470) | <input type="checkbox"/> 8.5" L
(#3473) | <input type="checkbox"/> 10" L
(#3476) | <input type="checkbox"/> 11.5" L
(#3479) | <input type="checkbox"/> 13" L
(#3482) | <input type="checkbox"/> 14.5" L
(#3485) | <input type="checkbox"/> 16" L
(#3488) | <input type="checkbox"/> 17.5" L
(#3491) | <input type="checkbox"/> 19" L
(#3494) | <input type="checkbox"/> 20.5" L
(#3497) | <input type="checkbox"/> 22" L
(#3669) |
| <input type="checkbox"/> 7.5" L
(#3471) | <input type="checkbox"/> 9" L
(#3474) | <input type="checkbox"/> 10.5" L
(#3477) | <input type="checkbox"/> 12" L
(#3480) | <input type="checkbox"/> 13.5" L
(#3483) | <input type="checkbox"/> 15" L
(#3486) | <input type="checkbox"/> 16.5" L
(#3489) | <input type="checkbox"/> 18" L
(#3492) | <input type="checkbox"/> 19.5" L
(#3495) | <input type="checkbox"/> 21" L
(#3498) | <input type="checkbox"/> 22.5" L
(#3670) |
| <input type="checkbox"/> 8" L
(#3472) | <input type="checkbox"/> 9.5" L
(#3475) | <input type="checkbox"/> 11" L
(#3478) | <input type="checkbox"/> 12.5" L
(#3481) | <input type="checkbox"/> 14" L
(#3484) | <input type="checkbox"/> 15.5" L
(#3487) | <input type="checkbox"/> 17" L
(#3490) | <input type="checkbox"/> 18.5" L
(#3493) | <input type="checkbox"/> 20" L
(#3496) | <input type="checkbox"/> 21.5" L
(#3600) | |

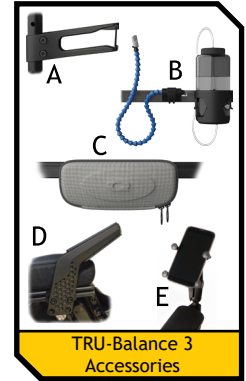


24. PROVIDER INSTALLED ACCESSORIES

Optional. Multiple accessories can be mounted along the various tracks but some interference may occur.

- TRU-Balance 3 Cane/Crutch Holder\$205
Part: ACC152515
- Quantum Backpack \$65
Part: ACC1905853
- TRU-Balance 3 Transfer Bar (Pair) (D).....\$305
Part: ACC147773
Not available with Heavy Duty armrests.
- TRU-Balance 3 Cup Holder..... \$20
Part: ACC125003
For use with TRU-Balance 3 (track style) armrests.
- Cup Holder (Tube-style Armrest)..... \$20
Part: ACCASMB2634
For use with tube-style armrests.
- TRU-Balance 3 Personal Item Hook..... \$20
Part: ACC125008
Not available with back cane option.
- TRU-Balance 3 Reflector Kit..... \$35
Part: ACC124670
- TRU-Balance 3 Backpack Holder (Pair) (A) \$42
Part: ACC147774
Not available with back cane option.
- TRU-Balance 3 Front Mounted \$95
Cell Phone/ Media Holder, X-Grip (E)

- Part: ACC155835
Not available with Heavy Duty armrests.
- TRU-Balance 3 Rear View Mirror \$35
Part: ACC155833
Not available with Heavy Duty armrests.
- TRU-Balance 3 Oxygen Holder \$110
Part: ACC125006.
- TRU-Balance 3 Clothing Guard (Pair)\$275
Part: ACC125007
Not available with Heavy Duty armrests.
- TRU-Balance 3 Glove Box (C)..... \$85
Part: ACC125011
- Stealth Large Tablet Holder\$565
Part: ACC141818
Not available with Heavy Duty armrests.
- Large, Black, Weather Cover\$240
Part: ACCCOVR1021



25. BATTERIES

REQUIRED. The powerchair requires 2 batteries and will be installed if ordered.

- Group 24, 70 Amp Gel Cell (MK)\$510 ea.
Part: BATGEL1009.

No batteries. Provider will assume responsibility of batteries.
Part: Configuration selection

29. SPECIALTY CONTROLS

Optional. Select a type of specialty controls below or to refer to the specialty controls order form.

29.1. Enhanced Display

Q-Logic 2 Enhanced Display Kit..... \$1,945

Part: KIT140039

Select a color option below. Includes enhanced display, flexible gooseneck and mounting bracket. Features: 3.5" LCD display; up to 5 profiles to control drive, seat, and auxiliary functions; Bluetooth connectivity for mobile devices and mouse emulation; integrated single switch scanner; IR controls.



Q-Logic 2 Enhanced Display Shroud

Required with Q-Logic 2 Enhanced Display selection above. Reference colors shown on page 2.

Black, Soft Touch No Charge

Part: DGN137728

Match Joystick Shroud to Base Color Standard

Part: See color below

Non-matching Joystick Shroud..... No Charge

Select color below

Red Corvette

Part: DGN137729-PRD1

Night Train

Part: DGN137729-PBK3

Deep Purple

Part: DGN137729-PPR5

Midnight Blue

Part: DGN137729-PBU10

Electric Blue

Part: DGN137729-PBU9

Pretty in Pink

Part: DGN137729-PPK3

Grey Street

Part: DGN137729-PSL3

Green Machine

Part: DGN137729-PGN11

Back in Black

Part: DGN137729-PBK1

Evolution Orange

Part: DGN137729-POR7

Silver Bullet

Part: DGN137729-PSL7

29.2. Head Array

Adult, i-Drive Tri-Array Series, 3-Switch \$5,855
Head Array (IDHBT200-1)

Part: ST-IDHBT200-1-Q, ADP: WEX4

Features bluetooth, head support, 3 non-proportional proximity sensors for drive control, an egg switch for reset mode change, and i-Drive smart box.

Adult, i-Drive Pro Series Head Array \$5,855
(IDHBT300-1)

Part: ST-IDHBT300-1-Q ADP: WEX4

Features bluetooth, head support with occipital pad and 2 swing-away spot pads for left and right side, 3 non-proportional proximity sensors, an egg switch for reset mode change, and i-Drive smart box.



Provider installed positioning components section continued on following page.

29. SPECIALTY CONTROLS CONTINUED

29.3. Sip and Puff Drive

Sip and Puff Module for Q-Logic 2..... \$1,945
 Part: KITASMB1697.
 Includes module and bus cable.



29.4. Egg Switches

Red Egg Switch (ESRED)..... \$100
 Part: SWTMCRO1077
 QTY _____
 Blue Egg Switch (ESBLU)..... \$100
 Part: SWTMCRO1079
 QTY _____
 Black Egg Switch (ESBLK)..... \$100
 Part: SWTMCRO1081
 QTY _____

Green Egg Switch (ESGRN) \$100
 Part: SWTMCRO1078
 QTY _____
 Yellow Egg Switch (ESYEL) \$100
 Part: SWTMCRO1080
 QTY _____



29.5. Switch Adapter

2 to 1 Switch Adapter \$135
 Part: DWR1361H037
 Connects 2 single switches to a stereo jack to act as a dual switch.