



Phone (800) 981-1540 | Fax (715) 254-0996
 sales@kimobility.com | www.kimobility.com



MEDmobility
 5711- 104 St, Edmonton AB. T6H 2K1
 P: 780-437-3300 • Fax: 780-430-9381
 AADL Vendor: 0000612578-001
 www.medmobility.ca • www.mmrehab.ca



Company: _____ Ship To: _____
 Account Number: _____ Date: _____ Address: _____
 Quote: PO Number: _____ City: _____ Province: _____
 Clinician / Sales Rep: _____ Postal Code: _____ Phone: _____
 Marked For: _____ Email/Fax: _____
 Associated Quote/Order#: _____ Effective: 10/1/2024

Clik XP _____ \$4075
 Width Growable Frame Price includes one time free growth kit 165 lb weight capacity

Discount is 8%

Frame

| Seat Width | |
|--|-----|
| 8" | N/C |
| <i>Not available 14"-16" Seat Depth.</i> | |
| 9" | N/C |
| <i>Not available 15"-16" Seat Depth.</i> | |
| 10" | N/C |
| <i>Not available 16" Seat Depth.</i> | |
| 11" | N/C |
| 12" | N/C |
| 13" | N/C |
| 14" | N/C |
| <i>Not available 8" Seat Depth.</i> | |
| 15" | N/C |
| <i>Not available 8"-9" Seat Depth.</i> | |
| 16" | N/C |
| <i>Not available 8"-10" Seat Depth.</i> | |

| Seat Depth | |
|------------|------|
| 8" | \$50 |
| 9" | \$50 |
| 10" | N/C |
| 11" | N/C |
| 12" | N/C |
| 13" | N/C |
| 14" | N/C |
| 15" | N/C |
| 16" | N/C |

| Adjustable Depth | |
|---|-----|
| <i>Adds the capability to grow seat in depth. For restrictions see Chart 2 on page 7.</i> | |
| No Rear Adjustment | N/C |
| 1" | N/C |
| 2" | N/C |
| 3" | N/C |

| Transit | |
|---------------------------------|-----|
| Transit System (WC-19 Occupied) | N/C |
| Omit | N/C |

| Offset Option | |
|--|-----|
| <i>See Chart 1 on page 7.</i> | |
| Straight Frame | N/C |
| Offset Frame | N/C |
| <i>Not available with 0 and -1 Sling Positions</i> | |

| Seat Option | |
|-----------------------------|-------|
| Growing Seat Sling | N/C |
| Growing Solid Seat Pan (A1) | \$265 |
| Omit Seat | N/C |

| Sling Position | |
|--|-----|
| <i>With 0 Sling Position, sling is approximately 4" from front down tube. The 1 and 2 Sling Positions extend the frame in front of the sling by that amount. -1 pushes the seat 1" farther forward. See reference D on page 7 for further detail and restrictions.</i> | |
| 2" | N/C |
| 1" | N/C |
| 0" | N/C |
| <i>Not available with Offset Frame.</i> | |
| -1" | N/C |
| <i>Not available with Offset Frame.</i> | |

| Front Caster Wing | |
|--|-----|
| <i>Certain combinations of Seat Depth, Center of Gravity Position and Wheel Size may require a forward facing caster wing.</i> | |
| Forward Facing Wing | N/C |

| Front Frame Bend | |
|---|-----|
| <i>Angle between front seat tube and ground. See reference C on page 7.</i> | |
| 90° | N/C |
| 85° | N/C |
| 80° | N/C |

A1 = Client's Responsibility
 A2 = Clinical Justification



Phone (800) 981-1540 | Fax (715) 254-0996
 sales@kimobility.com | www.kimobility.com



Backrest

| Back Post / Height Range / Back Height | | | | | | | |
|--|-------|------------------------------|------------------|------------------|------------------|------------------|--------------|
| Back Post | Price | Height Range | Back Height | | | | |
| Height Adjustable (Standard or 1" Inward Offset) | N/C | Extra Short ^{1,2} | 9" | 10" | 11" | 12" | |
| | | Short ² | 11" | 12" | 13" | 14" | ¹ |
| | | Medium ² | 13" | 14" | 15" | 16" | |
| | | Tall ² | 15" | 16" | 17" | 18" | |
| Height Adjustable (Integrated Handle) | N/C | Short ^{4,5} | 13" | 14" | 15" | 16" | 17" |
| | | Tall ^{4,5} | 15" | 16" | 17" | 18" | 19" |
| | | | 20" | 21" | 22" | | |
| Fixed Height (Straight or 1" Inward Offset) | N/C | Fixed ³ | 9" ¹ | 10" ¹ | 11" ¹ | 12" | 13" |
| | | | 14" | 15" | 16" | 17" | 18" |
| Fixed Height 2" Offset | \$120 | Fixed Offset 2" ³ | 11" ¹ | 12" ¹ | 13" ¹ | 14" ¹ | |
| | | | 15" | 16" | 17" | | |

- 1 Not available with Fold Down Push Handle
- 2 Each Offset Back Post is offset 1/2" creating 1" overall offset. Only Available with Standard or 1" Inward Offset.
- 3 Uses 1" tubes compatible with after-market backs. Not available with back upholstery. 2" Inward or Outward Offset Back Posts are offset 1" creating 2" overall offset. 1" Offset Back Post is offset 1/2" creating 1" overall offset
- 4 Push Handles not available in combination with the Integrated Stroller Handle
- 5 18" max Back Height in combination with Back Upholstery

Push Handle

| | |
|------------------------------|-------|
| Omit Push Handle | N/C |
| Standard Push Handle | N/C |
| Fold Down Push Handle (A1) | \$145 |
| Low Profile Push Handle (A1) | \$85 |

Rigidizer Bar Mounted Push Handle

Stroller Handles are removable and height adjustable

| | |
|--|-------|
| Bolt-On Push Handle | \$170 |
| <i>Handles will be 1" - 2" above back height</i> | |
| Ergo Stroller Handle | \$250 |
| Single Stroller Handle | N/C |
| Double Stroller Handle | \$395 |
| <i>Not available with 8"-10" Seat Widths</i> | |

Back Upholstery Options

Available only with Height Adjustable Back Posts. If selecting both upholstery and Axiom Back, the upholstery will be installed.

| | |
|--|-------|
| Padded Velcro Adjustable with Standard Cover | N/C |
| <i>Not available with 17" or 18" Back Heights in combination with 8" or 9" Seat Widths.</i> | |
| Padded Velcro Adjustable with Air Mesh Breathable Cover | \$75 |
| <i>Not available on chair widths less than 12"</i> | |
| Tension Adjustable with Standard Cover | \$359 |
| <i>Not available with 8" and 9" Seat Widths. Not available on 10" Seat Width and 1" Inward Offset.</i> | |
| Tension Adjustable with Air Mesh Breathable Cover | \$390 |
| <i>Not available on chair widths less than 12".</i> | |
| Omit | N/C |

Seat Back Angle

Standard is 90° (perpendicular to floor). Minus (-°) closes back angle. Plus (+°) opens back angle.

| | | | | | | |
|----------|-----|-----|-----|-----|------|-----|
| Standard | 2° | 4° | 6° | 8° | 10° | |
| | -2° | -4° | -6° | -8° | -10° | N/C |

Back Post Option

| | |
|--|-------|
| Standard - No Offset | N/C |
| 1" Inward Offset | N/C |
| <i>Not available with 8" Seat Width</i> | |
| 2" Inward Offset | N/C |
| <i>Not available with Height Adjustable Back Post. Not available with 8" or 9" Seat Widths</i> | |
| 2" Outward Offset | N/C |
| <i>Not available with Height Adjustable Back Post. Not available with Swing Away Armrests or 8" and 9" Seat Widths</i> | |
| Height Adjustable Integrated Handle (A1) | \$450 |
| <i>Minimum Seat Width 10", defaults to Standard - No Offset.</i> | |

Front Seat Height and Casters

Caster Size/ Front Seat Height

Select Front Seat Height in row corresponding to desired Caster Size.
 Front Seat Height is measured from floor to top of seat tube at front of seat sling. Adjustable up or down by 1/2". See reference E on page 7.

| Caster Size | Front Seat Height | | | | | | | | | | | | | | |
|-------------|-------------------|-----|-------|-----|-------|-----|-------|-----|-------|-----|-------|-----|-------|-----|-------|
| 3" | 11.5" | 12" | 12.5" | 13" | 13.5" | 14" | 14.5" | 15" | 15.5" | 16" | 16.5" | 17" | 17.5" | 18" | 18.5" |
| 4" | 12.5" | 13" | 13.5" | 14" | 14.5" | 15" | 15.5" | 16" | 16.5" | 17" | 17.5" | 18" | 18.5" | 19" | 19.5" |
| 5" | 13.5" | 14" | 14.5" | 15" | 15.5" | 16" | 16.5" | 17" | 17.5" | 18" | 18.5" | 19" | 19.5" | 20" | 20.5" |
| 6" | 14.5" | 15" | 15.5" | 16" | 16.5" | 17" | 17.5" | 18" | 18.5" | 19" | 19.5" | 20" | 20.5" | | |

A1 = Client's Responsibility
 A2 = Clinical Justification



Phone (800) 981-1540 | Fax (715) 254-0996
sales@kimobility.com | www.kimobility.com



Casters

| | | Caster Size | | | | |
|-------------|------------------------------|-------------|----|----|----|----|
| | | Price | 3" | 4" | 5" | 6" |
| Caster Type | .75" Rollerblade | N/C | | | | |
| | .75" Lighted Rollerblade | \$88 | | | | |
| | 1" Poly | \$63 | | | | |
| | 1" Poly Aluminum (A1) | \$145 | | | | |
| | 1" Pneumatic | \$100 | | | | |
| | 1.5" Poly | N/C | | | | |
| | 1.5" Soft Roll Aluminum (A1) | \$175 | | | | |

Caster Options

| | |
|---|-------|
| Standard Fork | N/C |
| Single Sided Fork (A1) | \$156 |
| Frog Legs Suspension Fork (A1) | \$485 |
| <i>Not included in Colored Anodizing Package.</i> | |

Frog Leg Options

Only for Frog Legs

| | |
|--------------------------|-----|
| User Weight Under 80 lbs | N/C |
| User Weight 80-120 lbs | N/C |
| User Weight 120-160 lbs | N/C |

Footrest

Footplates

| | |
|---|-------|
| Aluminum Angle Adjustable | \$97 |
| <i>Not available with Front Seat Heights less than 14.5".</i> | |
| Aluminum Angle Adjustable with Riser | \$190 |
| <i>Not available with Front Seat Heights less than 14.5".</i> | |
| High Mount Aluminum Angle Adjustable | \$190 |
| Angle Adjustable Flip Under | \$230 |
| <i>Not available with footrest widths less than 9" or with Front Seat Heights less than 15". See reference F on page 8.</i> | |
| High Mount Angle Adjustable Flip Under | \$265 |
| <i>Not available with 16" Seat Width in combination with Offset Frame.</i> | |

Seat to Footrest Length

Measured from front edge of seat sling to top, rear of footrest. Footrest length at least 2.5" shorter than Front Seat Height recommended. See reference G on page 7.

| | | | | | |
|-------|-----|-------|-----|-------|-----|
| 5.5" | 6" | 6.5" | 7" | 7.5" | 8" |
| 8.5" | 9" | 9.5" | 10" | 10.5" | 11" |
| 11.5" | 12" | 12.5" | 13" | 13.5" | 14" |
| 14.5" | 15" | 15.5" | 16" | 16.5" | 17" |
| 17.5" | 18" | | | | |

Rear Seat Height and Wheels

Wheel Size / Rear Seat Height

Select Rear Seat Height in row corresponding to desired Wheel Size. For proper setup, selection is required when omitting rear wheels. Measured from floor to top of seat tube at front of back post. Rear Seat Height is custom to needs. See reference H on page 7.

| Wheel Size | Rear Seat Height | | | | | | | | | | | | | | | |
|------------|--------------------|-----|-------|-----|-------|-----|-------|-----|-------|-----|-------|-----|-------|-----|-------|-----|
| 18" | 11.5" ¹ | 12" | 12.5" | 13" | 13.5" | 14" | 14.5" | 15" | 15.5" | 16" | 16.5" | 17" | 17.5" | 18" | 18.5" | 19" |
| 20" | 12.5" ¹ | 13" | 13.5" | 14" | 14.5" | 15" | 15.5" | 16" | 16.5" | 17" | 17.5" | 18" | 18.5" | 19" | 19.5" | 20" |
| 22" | 13.5" ¹ | 14" | 14.5" | 15" | 15.5" | 16" | 16.5" | 17" | 17.5" | 18" | 18.5" | 19" | 19.5" | 20" | | |
| 24" | 14.5" ¹ | 15" | 15.5" | 16" | 16.5" | 17" | 17.5" | 18" | 18.5" | 19" | 19.5" | 20" | | | | |

¹ Available only with Low Profile tires

One Arm Drive

| | |
|---|--------|
| One Arm Drive - Quick Release | \$1495 |
| <i>Available only with 20", 22" and 24" spoke wheels and Quick Release axles. Spoke wheel style is exclusive to OAD. Standard handrim will be Aluminum anodized. Rear Wheel Spacing limitations exist based on camber and armrest selections. Not available with 10" wide chairs.</i> | |

| | |
|---------------------------|-------|
| Left Side Drive | N/C |
| Right Side Drive | N/C |
| Aluminum Drive Handrim | N/C |
| Poly Coated Drive Handrim | \$200 |

Spinergy Options

Select spoke color for Spinergy Wheels

Spoke Color

| | | | | |
|--------------|------------|--------------|-------------|-----|
| Black Spokes | Red Spokes | White Spokes | Blue Spokes | N/C |
|--------------|------------|--------------|-------------|-----|

Axles

No selection needed with Drum Brake.

| | |
|---|-------|
| Quick Release | N/C |
| Quad Quick Release (A2) | \$219 |
| <i>Not available with Mag or Spinergy wheels.</i> | |

Rear Wheels

No selection needed with One Arm Drive

| | | Rear Wheel Size | | | | |
|-----------------|-------------------------------|-----------------|-----|-----|-----|-----|
| | | Price | 18" | 20" | 22" | 24" |
| Rear Wheel Type | MAXX Spoke | N/C | | | | |
| | Mag | N/C | | | | |
| | Colored Mag (A1) ¹ | \$135 | | | | |
| | Spinergy Spox (A1) | \$795 | | | | |
| | Spinergy LX (A1) | \$995 | | | | |

¹ Color selection on page 6

Rear Wheel Spacing

Adjustable up to .5" outward. Minimum spacing with offset frame is 1.25" with 0° camber, 1" with 2° or 4° camber and .75" with 6° or 8° camber. .75" minimum with 0° camber on standard frame. 0° Camber and Mag wheel combination requires 1" minimum Rear Wheel Spacing. No selection needed with Wheelchair Drive Ready option. .5 and .75" not available with One Arm Drive. See Reference J on page 7.

| | | | | | | |
|------|-------|----|-------|------|-------|-----|
| 0.5" | 0.75" | 1" | 1.25" | 1.5" | 1.75" | N/C |
|------|-------|----|-------|------|-------|-----|



Phone (800) 981-1540 | Fax (715) 254-0996
sales@kimobility.com | www.kimobility.com



Rear Tire Type

Full Profile

- Street Pneumatic 1 3/8" _____ N/C
- Full Poly 1 3/8" _____ N/C
- Pneumatic with Airless Insert 1 3/8" (A1) _____ \$200

Low Profile

- Low Poly 1" _____ N/C
- Sentinel Solid Tire 1" (A1) _____ \$120
Not available on Superlight Wheels
- High Pressure 1" (A1) _____ \$119
Not available on Mag wheel or 18" wheel size
- Schwalbe Marathon Plus Evolution 1" (A1) _____ \$130
Available only on 24" MAXX Performance or Spinegy wheels

Handrims

Standard Handrims

- Aluminum Anodized _____ N/C
- Plastic Coated _____ \$119
- Projection (8 Vertical Projections) (A2) _____ \$299
Available only with full profile tires in combination with 22", 24", and 26" MAXX Spoke wheels, or 22" and 24" Mag wheels. Not available with One Arm Drive.
- Omit Handrim _____ N/C

Ergonomic Handrims

Not available with 20" or 26" wheels.

- Ergo Lite Regular Grip (A1) _____ \$445
- Ergo Standard Regular Grip (A1) _____ \$445
- Ergo Lite Extra Grip (A1) _____ \$495
- Ergo Standard Extra Grip (A1) _____ \$495
- Ergo Lite Omit Grip (A1) _____ \$345
- Ergo Standard Omit Grip (A1) _____ \$345

Wheel Locks

Wheel Lock

- Push to Lock _____ N/C
- Push to Lock Flush Mount _____ N/C
Not available with Seat Depths less than 11" or Offset Frame.
- Pull to Lock _____ N/C
- Low Profile Scissor Lock _____ \$125
Not available with Full Poly tires
- Drum Brake (A1) _____ \$800
Available only with 20", 22" and 24" MAXX Spoke wheels. Not available with Fold Down Push Handles or Ergo and Single Stroller Handles without integrated push handles. Axle is Quick Release.
- Dual - Drum Brake with Push to Lock (A1) _____ \$945
Available only with 20", 22" and 24" MAXX Spoke wheels. Not available with Fold Down Push Handles or Ergo and Single Stroller Handles without integrated push handles. Axle is Quick Release.
- Dual - Drum Brake with Pull to Lock (A1) _____ \$945
Available only with 20", 22" and 24" MAXX Spoke wheels. Not available with Fold Down Push Handles or Ergo and Single Stroller Handles without integrated push handles. Axle is Quick Release.
- Omit _____ N/C

Handrim Options

- 3M Micro Grip _____ \$81
Not available on Plastic Coated or Projection Handrims.

Handrim Mount

If no selection is made, Standard Mount will be used.

- Close Mount _____ N/C
Reduces overall width by .75".

Center of Gravity presets

Measured from front of back post to center of rear axle. 0" indicates axle will be directly under back post. Center of Gravity setup may be limited with certain configurations. 2" minimum Center of Gravity with 5th Wheel and One Arm Drive and 0" minimum with Transit Option. See reference I on page 7.

| Amputee Positions | | | |
|--------------------|--------|-----|-------|
| -1.5" | -1.25" | -1" | -.75" |
| -.5" | -.25" | 0" | .25" |
| Standard Positions | | | |
| .5" | .75" | 1" | 1.25" |
| 1.5" | 1.75" | 2" | 2.25" |
| 2.5" | 2.75" | 3" | 3.25" |
| 3.5" | 3.75" | 4" | 4.25" |

Rear Wheel Camber

The following apply if One Arm Drive is selected: 6° and 8° not available. 4° not available with T-Arms.

- 0° 2° 4° 6° 8° _____ N/C

Wheel Lock Options

- Extension Handles _____ \$86
Available only with Push to Lock or Pull to Lock Wheel Locks.
- Grade Aids (A2) _____ \$187
Available only with Push to Lock Wheel Locks and Pneumatic or Pneumatic w/ Airless Insert tires.

A1 = Client's Responsibility
A2 = Clinical Justification

Armrests

| Armrest Type | Length | Price |
|--|--------|-------|
| Height Adjustable T-Arm Tall (11.5"-15") ¹ | Desk | \$384 |
| | Full | |
| Height Adjustable T-Arm (8.5"-13.5") ¹ | Desk | \$384 |
| | Full | |
| Height Adjustable T-Arm Low (6.5"-10.5") ² | Desk | \$384 |
| | Full | |
| Angle Adjustable Locking Extendable Flip Up ³ | Desk | \$295 |
| | Full | |

| Armrest Type | Price |
|--|-------|
| Height Adjustable Pediatric Desk (6.5" - 10") ⁴ | N/C |
| Tubular Flip Up ⁵ | \$50 |
| Swing Away (7"-9") ⁶ | \$215 |
| Tall Swing Away (9.25" - 11.25") ⁷ | \$215 |
| Omit Armrests | N/C |

- ¹ Not available with Seat Depths less than 13". 16" minimum Seat Depth with Offset Frame. 1.25" minimum Rear Wheel Spacing.
² Not available with Seat Depths less than 12". 14" minimum Seat Depth with Offset Frame. 1.25" minimum Rear Wheel Spacing. If requested configuration is unavailable, Standard Height T-Arm will be used.
³ Requires Fixed Height Backrest. Not available with backrest heights less than 12"
⁴ Seat Depth plus Sling Position must be at least 10". Seat Depth plus Sling Position must be at least 12" with Offset Frame 1.25" minimum Rear Wheel Spacing.
⁵ Requires Fixed Height Backrest. Not available with Arm Pads, Back Heights less than 13" or Back Heights less than 14" with Offset.
⁶ Not available with Arm Pads or Outward Offset Back Posts. If selection is not available with rear wheel and rear seat height configuration, then Tall Swing Away armrest will be used.
⁷ Not available with Arm Pads or Outward Offset Back Posts

Arm Pads

Not available with Tubular Flip Up or Swing Away Armrests.

| | |
|---|------|
| Standard Arm Pad | N/C |
| Waterfall Arm Pad (A1) | \$35 |
| <i>Not available with Angle Adjustable Locking Extendable Flip Up Armrest.</i> | |
| Foam Grip | N/C |
| <i>Available only with Angle Adjustable Locking Extendable Flip Up Armrest.</i> | |

Side Guards

Direct Mount Side Guards

Not available with T-Arms or Height Adjustable Pediatric Desk Armrests.

| | |
|---|-------|
| Composite Side Guards - Adult (14" - 16") | \$160 |
| <i>Seat Depth plus Sling Position must be at least 12".</i> | |
| Composite Side Guards - Pediatric (10" - 14") | \$155 |
| <i>Seat Depth plus Sling Position must be at least 10".</i> | |

Clamp-On Mount Side Guards

10" minimum Seat Depth. Not available with T-Arms or Height Adjustable Pediatric Desk Armrests.

| | |
|--|-------|
| Aluminum Adjustable Fender w/Foam Pad - Clamp-On Receiver - Black Matte (A1) | \$385 |
| Aluminum Adjustable Fender w/Foam Pad - Clamp-On Receiver - Match Frame Color (A1) | \$435 |
| Carbon Fiber Adjustable Fender - Clamp-On Receiver (A1) | \$625 |

Accessories

5th Wheel

Rotating removable rear caster.

| | |
|-------------------------|----------------|
| Standard 5th Wheel (A1) | \$235 |
| Dynamic 5th Wheel (A1) | \$255 |
| Soft Elastomer | Firm Elastomer |
| | |

Both elastomers are included; the selected elastomer will be installed.

Calf Strap

Not available with 8" or 9" wide chairs.

| | |
|---------------------------|-------|
| Velcro Adjustable | \$59 |
| Padded Velcro Adjustable | \$85 |
| Padded Airmesh Calf Strap | \$123 |

Pelvic Positioning Belts

| | |
|---|-------|
| 1" Auto Buckle Pelvic Positioning Belt | \$80 |
| 1" Padded Auto Buckle Pelvic Positioning Belt | \$170 |
| 1 1/2" Auto Buckle Pelvic Positioning Belt | \$80 |
| 1 1/2" Padded Auto Buckle Pelvic Positioning Belt | \$170 |
| Small Flex-Mount Positioning Belt (16-24") | \$219 |
| Medium Flex-Mount Positioning Belt (19-29") | \$219 |
| Large Flex-Mount Positioning Belt (25-37") | \$219 |

Anti - Tips

| | |
|-----------------------------|-------|
| Rear Anti-Tips | \$119 |
| User Activated - Pair (A1) | \$450 |
| User Activated - Left (A1) | \$225 |
| User Activated - Right (A1) | \$225 |
| Omit | N/C |

Belt Mounting Kit

| | |
|---------------------------------|------|
| Ki Mobility Belt Mounting Clamp | \$75 |
|---------------------------------|------|

Spoke Guards

| | |
|---|-------|
| Clear Spoke Guards (A1) | \$144 |
| <i>Not available with Mag wheel.</i> | |
| Black Spoke Guards (A1) | \$144 |
| <i>Not available with 18" or 20" wheel sizes or Mag wheel.</i> | |
| Blue Monster Spoke Guards (A1) | \$275 |
| <i>Available only with 20" and 22" wheel sizes. Not available with Mag wheel.</i> | |
| Robo Fun Spoke Guards (A1) | \$275 |
| <i>Available only with 20" and 22" wheel sizes. Not available with Mag wheel.</i> | |
| Tutu Cute Spoke Guards (A1) | \$275 |
| <i>Available only with 20" and 22" wheel sizes. Not available with Mag wheel.</i> | |
| Tuxedo Time Spoke Guards (A1) | \$275 |
| <i>Available only with 20" and 22" wheel sizes. Not available with Mag wheel.</i> | |

A1 = Client's Responsibility
A2 = Clinical Justification



Phone (800) 981-1540 | Fax (715) 254-0996
 sales@kimobility.com | www.kimobility.com



Other Accessories

| | |
|--|-------|
| Tool Kit (A1) | \$60 |
| Removable Underseat Pouch (A1) | \$75 |
| Pediatric Ki Mobility Backpack (A1) | \$90 |
| <i>Best fit on chairs more than 8" wide.</i> | |
| Ki Mobility Backpack (A1) | \$90 |
| <i>Best fit on chairs more than 10" wide.</i> | |
| Luggage Carrier (A1) | \$120 |
| Cane and Crutch Holder (A1) | \$110 |
| Canopy with Hardware (A1) | \$335 |
| <i>Only Available with Height Adjustable Integrated Handle</i> | |

Color

Color

Frame/Accent: Select desired frame and accent colors. If no accent color from color package 1 is selected, frame color will be used.

| Options | Price | Colors | | | | | | | | | | | | | | | | | | | | | | | | |
|-----------------------------------|-------|--------|--------|------------|-----------|--------------|----------------|----------------|-------------------|-------------|-----------|-----------------|--------------|-----------|------------|--------------|----------------|---------------|-------|-------------|------------|------------|---------------|-----------------|---------------------|------------|
| | | Gloss | | | | | | | | | | | | | | | Matte | | | | | Metallic | | | | |
| | | Black | Yellow | Light Pink | Dark Pink | Glacier Blue | Electric Green | Radiant Orange | Opalescent Violet | Purple Plum | Rich Teal | Metallic Orange | Granny Smith | Candy Red | Candy Blue | Candy Purple | Tactical Green | Dry Earth Tan | White | ShadowBlack | Bright Red | Royal Blue | Charcoal Gray | Iridescent Navy | Iridescent Burgundy | Blue Steel |
| Frame | N/C | | | | | | | | | | | | | | | | | | | | | | | | | |
| Color Accent ¹ Package | N/C | | | | | | | | | | | | | | | | | | | | | | | | | |
| Color Accent ² Package | N/C | | | | | | | | | | | | | | | | | | | | | | | | | |
| Maxx Mag Color | | | | | | | | | | | | | | | | | | | | | | | | | | |

¹ Includes backrest rigidizer bar and front caster wings.

² Includes backplates, towers, tower clamps, and camber tube.

Color Anodizing Options

Select desired color. If no selection is made, Black will be used. Not available if Color Accent Package 2 is selected.

| | Color | Black ¹ | Blue | Bright Green | Gold | Orange | Pewter | Pink | Purple | Red |
|-----------------------|--------------------------|--------------------|------|--------------|------|--------|--------|------|--------|------|
| Retail | | N/C | \$35 | \$35 | \$35 | \$35 | \$35 | \$35 | \$35 | \$35 |
| Option | Back Plates ² | | | | | | | | | |
| | Camber Tube | | | | | | | | | |
| | Towers | | | | | | | | | |
| | Side Guard Receiver | | | | | | | | | |
| | Caster Fork ³ | | | | | | | | | |
| | CG Clamp | | | | | | | | | |
| 5th Wheel Split Clamp | | | | | | | | | | |

¹ Black is no charge

² Not available with Transit Option

³ Available only with Standard or Single Sided

A1 = Client's Responsibility
 A2 = Clinical Justification

References

A. Seat Width See Diagram 1

Measured from outside of frame tube on one side to outside of frame tube on other side.

B. Seat Depth See Diagram 3

Measured from front of back posts to front edge of seat sling. Seat sling starts at beginning of bend at front of frame.

C. Front Frame Bend See Diagram 3

Angle between front seat tube and ground.

D. Sling Position See Diagram 2

With 0 Sling Position, sling is approximately 4" from the front tube. The 1" and 2" Sling Positions extend the frame in front of the sling by that amount. -1 pushes the seat 1" farther forward. See Charts 1 and 2 for more detail.

E. Front Seat Height See Diagram 1

Measured from floor to top of seat tube at front of seat sling.

F. Footrest Width See Diagram 1

Measured from inside of front tube to inside of front tube on other side. Footrest width is listed below for each seat width. See Chart 1 for more detail.

G. Seat to Footrest Length See Diagram 3

Measured from front edge of seat sling to top of rear of footrest. Footrest length of at least 2.5" shorter than front seat height recommended.

H. Rear Seat Height See Diagram 3

Measured from floor to top of seat tube at front of back post. Rear seat height is custom to needs.

I. Center of Gravity Preset See Diagram 3

Measured from front of back post to center of rear axle. 0° indicates axle will be directly under back post.

J. Rear Wheel Spacing See Diagram 1

Measured from outside of seat back to inside of rear tire. Adjustable up to .5" outward.

Diagram 1

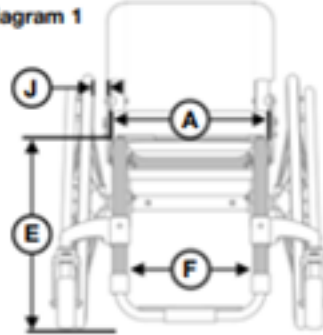


Diagram 2

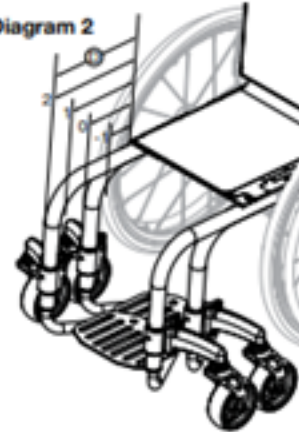


Diagram 3

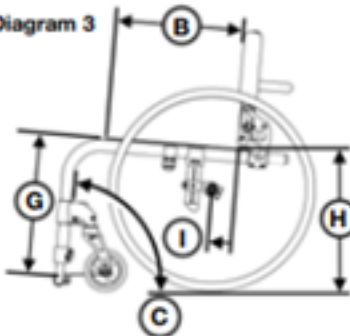


Chart 1

| F. Footrest Width | | |
|-------------------|----------------------------|--------------|
| Seat Width | Straight Frame (Diagram 1) | Offset Frame |
| 8" | 5.75" | 9" |
| 9" | 6.75" | 10" |
| 10" | 7.75" | 11" |
| 11" | 8.75" | 12" |
| 12" | 9.75" | 13" |
| 13" | 10.75" | 14" |
| 14" | 11.75" | 15" |
| 15" | 12.75" | 16" |
| 16" | 13.75" | 17" |

Chart 2

| Sling Position / Adjustable Depth / Seat Depth Compatibility | | | | | | | | | |
|--|---------|----|----|----|----|----|----|----|----|
| Sling Position | -1", 0" | | | 1" | | | 2" | | |
| | 1" | 2" | 3" | 1" | 2" | 3" | 1" | 2" | 3" |
| Seat Depth | 14" | | | | | | | | X |
| | 15" | | | | X | | X | X | X |
| | 16" | | | X | X | X | X | X | X |

"X" indicates Sling Position, Adjustable Depth and Seat Depth combination is not available.
-1" Sling Position, 0" Adjustable Depth and 8" - 13" Seat Depths have no restrictions.



Phone (800) 981-1540 | Fax (715) 254-0996
 sales@kimobility.com | www.kimobility.com



Axiom for Kids P - Positioning Cushion

Weight Capacity 165 lbs / 75 kg. Cushion includes 2 outer covers of the selected color. Cover Color Code Black=BLK, Blue=BLU, Purple=PUR.

| Width | 8" | 9" | 10" | 11" | 12" | 13" | 14" | 15" | 16" | |
|--------|-------|------------|------------|------------|------------|------------|------------|------------|------------|------------|
| Retail | \$625 | | | | | | | | | |
| Depth | 8" | PXP0808BLK | PXP0908BLK | PXP1008BLK | | | | | | |
| | | PXP0808BLU | PXP0908BLU | PXP1008BLU | | | | | | |
| | | PXP0808PUR | PXP0908PUR | PXP1008PUR | | | | | | |
| | 9" | PXP0809BLK | PXP0909BLK | PXP1009BLK | PXP1109BLK | | | | | |
| | | PXP0809BLU | PXP0909BLU | PXP1009BLU | PXP1109BLU | | | | | |
| | | PXP0809PUR | PXP0909PUR | PXP1009PUR | PXP1109PUR | | | | | |
| | 10" | PXP0810BLK | PXP0910BLK | PXP1010BLK | PXP1110BLK | PXP1210BLK | PXP1310BLK | | | |
| | | PXP0810BLU | PXP0910BLU | PXP1010BLU | PXP1110BLU | PXP1210BLU | PXP1310BLU | | | |
| | | PXP0810PUR | PXP0910PUR | PXP1010PUR | PXP1110PUR | PXP1210PUR | PXP1310PUR | | | |
| | 11" | | | PXP1011BLK | PXP1111BLK | PXP1211BLK | PXP1311BLK | PXP1411BLK | | |
| | | | | PXP1011BLU | PXP1111BLU | PXP1211BLU | PXP1311BLU | PXP1411BLU | | |
| | | | | PXP1011PUR | PXP1111PUR | PXP1211PUR | PXP1311PUR | PXP1411PUR | | |
| | 12" | | | PXP1012BLK | PXP1112BLK | PXP1212BLK | PXP1312BLK | PXP1412BLK | | |
| | | | | PXP1012BLU | PXP1112BLU | PXP1212BLU | PXP1312BLU | PXP1412BLU | | |
| | | | | PXP1012PUR | PXP1112PUR | PXP1212PUR | PXP1312PUR | PXP1412PUR | | |
| | 13" | | | PXP1013BLK | PXP1113BLK | PXP1213BLK | PXP1313BLK | PXP1413BLK | PXP1513BLK | |
| | | | | PXP1013BLU | PXP1113BLU | PXP1213BLU | PXP1313BLU | PXP1413BLU | PXP1513BLU | |
| | | | | PXP1013PUR | PXP1113PUR | PXP1213PUR | PXP1313PUR | PXP1413PUR | PXP1513PUR | |
| | 14" | | | PXP1014BLK | PXP1114BLK | PXP1214BLK | PXP1314BLK | PXP1414BLK | PXP1514BLK | PXP1614BLK |
| | | | | PXP1014BLU | PXP1114BLU | PXP1214BLU | PXP1314BLU | PXP1414BLU | PXP1514BLU | PXP1614BLU |
| | | | | PXP1014PUR | PXP1114PUR | PXP1214PUR | PXP1314PUR | PXP1414PUR | PXP1514PUR | PXP1614PUR |
| | 15" | | | | | PXP1215BLK | PXP1315BLK | PXP1415BLK | PXP1515BLK | PXP1615BLK |
| | | | | | | PXP1215BLU | PXP1315BLU | PXP1415BLU | PXP1515BLU | PXP1615BLU |
| | | | | | | PXP1215PUR | PXP1315PUR | PXP1415PUR | PXP1515PUR | PXP1615PUR |
| 16" | | | | | PXP1216BLK | PXP1316BLK | PXP1416BLK | PXP1516BLK | PXP1616BLK | |
| | | | | | PXP1216BLU | PXP1316BLU | PXP1416BLU | PXP1516BLU | PXP1616BLU | |
| | | | | | PXP1216PUR | PXP1316PUR | PXP1416PUR | PXP1516PUR | PXP1616PUR | |
| 17" | | | | | | PXP1317BLK | PXP1417BLK | PXP1517BLK | PXP1617BLK | |
| | | | | | | PXP1317BLU | PXP1417BLU | PXP1517BLU | PXP1617BLU | |
| | | | | | | PXP1317PUR | PXP1417PUR | PXP1517PUR | PXP1617PUR | |
| 18" | | | | | | PXP1318BLK | PXP1418BLK | PXP1518BLK | PXP1618BLK | |
| | | | | | | PXP1318BLU | PXP1418BLU | PXP1518BLU | PXP1618BLU | |
| | | | | | | PXP1318PUR | PXP1418PUR | PXP1518PUR | PXP1618PUR | |



Phone (800) 981-1540 | Fax (715) 254-0996
 sales@kimobility.com | www.kimobility.com



Axiom for Kids SP - Skin Protection and Positioning Cushion

Weight Capacity 165 lbs. / 75 kg. Cushion includes 2 outer covers of the selected color. Cover Color Code Black=BLK, Blue=BLU, Purple=PUR.

| Width | 8" | 9" | 10" | 11" | 12" | 13" | 14" | 15" | 16" | |
|--------|-------|-------------|-------------|-------------|-------------|-------------|-------------|-------------|-------------|-------------|
| Retail | \$625 | | | | | | | | | |
| Depth | 8" | PXSP0808BLK | PXSP0908BLK | PXSP1008BLK | | | | | | |
| | | PXSP0808BLU | PXSP0908BLU | PXSP1008BLU | | | | | | |
| | | PXSP0808PUR | PXSP0908PUR | PXSP1008PUR | | | | | | |
| | 9" | PXSP0809BLK | PXSP0909BLK | PXSP1009BLK | PXSP1109BLK | | | | | |
| | | PXSP0809BLU | PXSP0909BLU | PXSP1009BLU | PXSP1109BLU | | | | | |
| | | PXSP0809PUR | PXSP0909PUR | PXSP1009PUR | PXSP1109PUR | | | | | |
| | 10" | PXSP0810BLK | PXSP0910BLK | PXSP1010BLK | PXSP1110BLK | PXSP1210BLK | PXSP1310BLK | | | |
| | | PXSP0810BLU | PXSP0910BLU | PXSP1010BLU | PXSP1110BLU | PXSP1210BLU | PXSP1310BLU | | | |
| | | PXSP0810PUR | PXSP0910PUR | PXSP1010PUR | PXSP1110PUR | PXSP1210PUR | PXSP1310PUR | | | |
| | 11" | | | PXSP1011BLK | PXSP1111BLK | PXSP1211BLK | PXSP1311BLK | PXSP1411BLK | | |
| | | | | PXSP1011BLU | PXSP1111BLU | PXSP1211BLU | PXSP1311BLU | PXSP1411BLU | | |
| | | | | PXSP1011PUR | PXSP1111PUR | PXSP1211PUR | PXSP1311PUR | PXSP1411PUR | | |
| | 12" | | | PXSP1012BLK | PXSP1112BLK | PXSP1212BLK | PXSP1312BLK | PXSP1412BLK | | |
| | | | | PXSP1012BLU | PXSP1112BLU | PXSP1212BLU | PXSP1312BLU | PXSP1412BLU | | |
| | | | | PXSP1012PUR | PXSP1112PUR | PXSP1212PUR | PXSP1312PUR | PXSP1412PUR | | |
| | 13" | | | PXSP1013BLK | PXSP1113BLK | PXSP1213BLK | PXSP1313BLK | PXSP1413BLK | PXSP1513BLK | |
| | | | | PXSP1013BLU | PXSP1113BLU | PXSP1213BLU | PXSP1313BLU | PXSP1413BLU | PXSP1513BLU | |
| | | | | PXSP1013PUR | PXSP1113PUR | PXSP1213PUR | PXSP1313PUR | PXSP1413PUR | PXSP1513PUR | |
| | 14" | | | PXSP1014BLK | PXSP1114BLK | PXSP1214BLK | PXSP1314BLK | PXSP1414BLK | PXSP1514BLK | PXSP1614BLK |
| | | | | PXSP1014BLU | PXSP1114BLU | PXSP1214BLU | PXSP1314BLU | PXSP1414BLU | PXSP1514BLU | PXSP1614BLU |
| | | | | PXSP1014PUR | PXSP1114PUR | PXSP1214PUR | PXSP1314PUR | PXSP1414PUR | PXSP1514PUR | PXSP1614PUR |
| | 15" | | | | | PXSP1215BLK | PXSP1315BLK | PXSP1415BLK | PXSP1515BLK | PXSP1615BLK |
| | | | | | | PXSP1215BLU | PXSP1315BLU | PXSP1415BLU | PXSP1515BLU | PXSP1615BLU |
| | | | | | | PXSP1215PUR | PXSP1315PUR | PXSP1415PUR | PXSP1515PUR | PXSP1615PUR |
| | 16" | | | | | PXSP1216BLK | PXSP1316BLK | PXSP1416BLK | PXSP1516BLK | PXSP1616BLK |
| | | | | | | PXSP1216BLU | PXSP1316BLU | PXSP1416BLU | PXSP1516BLU | PXSP1616BLU |
| | | | | | | PXSP1216PUR | PXSP1316PUR | PXSP1416PUR | PXSP1516PUR | PXSP1616PUR |
| | 17" | | | | | | PXSP1317BLK | PXSP1417BLK | PXSP1517BLK | PXSP1617BLK |
| | | | | | | | PXSP1317BLU | PXSP1417BLU | PXSP1517BLU | PXSP1617BLU |
| | | | | | | | PXSP1317PUR | PXSP1417PUR | PXSP1517PUR | PXSP1617PUR |
| | 18" | | | | | | PXSP1318BLK | PXSP1418BLK | PXSP1518BLK | PXSP1618BLK |
| | | | | | | | PXSP1318BLU | PXSP1418BLU | PXSP1518BLU | PXSP1618BLU |
| | | | | | | | PXSP1318PUR | PXSP1418PUR | PXSP1518PUR | PXSP1618PUR |

Accessories

Extra Cover

| | |
|--------------------|-------|
| Extra Cover Black | \$169 |
| Extra Cover Blue | \$169 |
| Extra Cover Purple | \$169 |

Solid Seat Insert

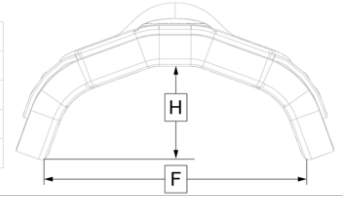
| | |
|-------------------|------|
| Solid Seat Insert | \$87 |
|-------------------|------|

| Axiom for Kids Back Width (all models) | Fits back Frame Widths |
|--|---------------------------|
| 10" (25.5 cm) | 9" - 11" (23 cm - 28 cm) |
| 12" (30.5 cm) | 11" - 13" (28 cm - 33 cm) |
| 14" (35.5 cm) | 13" - 15" (33 cm - 38 cm) |
| 16" (40.5 cm) | 15" - 17" (38 cm - 43 cm) |



Axiom for Kids PL - Posterior Lateral Back

| | | | | |
|--------------------------------|------------------------|-------------------------|-------------------------|-------------------------|
| Back Width | 10" (25.5 cm) | 12" (30.5 cm) | 14" (35.5 cm) | 16" (40.5 cm) |
| Fits Back Frame Widths: | 9"-11" (23 cm - 28 cm) | 11"-13" (28 cm - 33 cm) | 13"-15" (33 cm - 38 cm) | 15"-17" (38 cm - 43 cm) |
| Actual Back Width (F): | 10" (25.5 cm) | 12" (30.5 cm) | 14" (35.5 cm) | 16" (40.5 cm) |
| Fits Trunk Widths (F): | 10" (25.5 cm) | 12" (30.5 cm) | 14" (35.5 cm) | 16" (40.5 cm) |
| Contour Depth (H): | 3" (7.5 cm) | 3" (7.5 cm) | 3" (7.5 cm) | 3" (7.5 cm) |



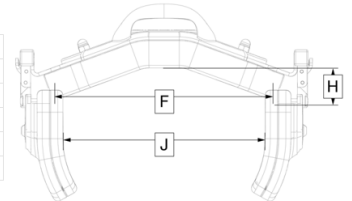
Back

Includes Lumbar Pad. Weight capacity 165 lbs. (75 kg). Includes Axiom DEX for Kids Hardware.

| | | Width | | | |
|--------|----|----------|----------|----------|----------|
| | | 10 | 12 | 14 | 16 |
| Retail | | \$690 | | | |
| Height | 10 | PXPL1010 | | | |
| | 12 | PXPL1012 | PXPL1212 | PXPL1412 | |
| | 14 | PXPL1014 | PXPL1214 | PXPL1414 | PXPL1614 |
| | 16 | | PXPL1216 | PXPL1416 | PXPL1616 |
| | 18 | | | | PXPL1618 |

Axiom for Kids AL - Posterior Back for Adjustable Laterals

| | | | | |
|---|--------------------------|-----------------------------|-----------------------------|-----------------------------|
| Back Width | 10" (25.5 cm) | 12" (30.5 cm) | 14" (35.5 cm) | 16" (40.5 cm) |
| Fits Back Frame Widths: | 9"-11" (23 cm - 28 cm) | 11"-13" (28 cm - 33 cm) | 13"-15" (33 cm - 38 cm) | 15"-17" (38 cm - 43 cm) |
| Actual Back Width (F): | 8" (20cm) | 10" (25.5 cm) | 12" (30.5 cm) | 14" (35.5 cm) |
| Component Lateral Width Range (J)*: <i>(*-1" with included spacers)</i> | 8" - 11" (20 cm - 28 cm) | 10" - 13" (25.5 cm - 33 cm) | 12" - 15" (30.5 cm - 38 cm) | 14" - 17" (35.5 cm - 43 cm) |
| Contour Depth (H): | 1.25" (3 cm) | 1.25" (3 cm) | 1.25" (3 cm) | 1.25" (3 cm) |



Back

Weight capacity 165 lbs. (75 kg). Includes Axiom DEX for Kids Hardware.

| | | Width | | | |
|--------|-----|----------|----------|----------|----------|
| | | 10" | 12" | 14" | 16" |
| Retail | | \$690 | | | |
| Height | 10" | PXAL1010 | | | |
| | 12" | PXAL1012 | PXAL1212 | PXAL1412 | |
| | 14" | PXAL1014 | PXAL1214 | PXAL1414 | PXAL1614 |
| | 16" | | PXAL1216 | PXAL1416 | PXAL1616 |
| | 18" | | | | PXAL1618 |

Axiom for Kids - Adjustable Laterals Trunk Supports (for PXAL Back)

Not available for Posterior Back for Contoured Adjustable Laterals (PXALCL)

| Description | Item Code | Retail |
|---|-------------|--------|
| 3 x 4 Lateral Trunk Pads, Flat with Fixed Mounting Hardware (Pair) | PLF3x4PP | \$575 |
| 4 x 5 Lateral Trunk Pads, Flat with Fixed Mounting Hardware (Pair) | PLF4x5PP | \$575 |
| 3 x 4 Lateral Trunk Pads, Flat with Swing Away Mounting Hardware (Pair) | PLTAS3x4PP | \$850 |
| 4 x 5 Lateral Trunk Pads, Flat with Swing Away Mounting Hardware (Pair) | PLTAS4x5PP | \$850 |
| 3 x 4 Lateral Trunk Pads, Curved with Swing Away Mounting Hardware (Pair) | PLTASC3x4PP | \$850 |
| 4 x 5 Lateral Trunk Pads, Curved with Swing Away Mounting Hardware (Pair) | PLTASC4x5PP | \$850 |

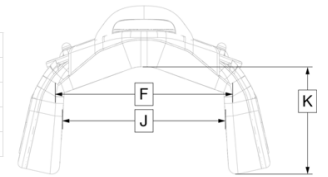
Axiom for Kids - Adjustable Lateral Pelvic Supports (for PXAL Back)

Not available for Posterior Back for Contoured Adjustable Laterals (PXALCL)

| Description | Item Code | Retail |
|--|------------|--------|
| 3 x 4 Lateral Pelvic Pads with Fixed Mounting Hardware (Pair) | PLPF3x4PP | \$575 |
| 4 x 5 Lateral Pelvic Pads with Fixed Mounting Hardware (Pair) | PLPF4x5PP | \$575 |
| 3 x 4 Lateral Pelvic Pads with Swing Away Mounting Hardware (Pair) | PLASP3x4PP | \$850 |
| 4 x 5 Lateral Pelvic Pads with Swing Away Mounting Hardware (Pair) | PLASP4x5PP | \$850 |

Axiom for Kids ALCL - Posterior Back for Contoured Adjustable Laterals

| | | | | |
|---|-----------------------------|-----------------------------|-----------------------------|-----------------------------|
| Back Width | 10" (25.5 cm) | 12" (30.5 cm) | 14" (35.5 cm) | 16" (40.5 cm) |
| Fits Back Frame Widths: | 9"-11" (23 cm - 28 cm) | 11"-13" (28 cm - 33 cm) | 13"-15" (33 cm - 38 cm) | 15"-17" (38 cm - 43 cm) |
| Actual Back Width (F): | 8" - 11" (20 cm - 28 cm) | 10" - 13" (25.5 cm - 33 cm) | 12" - 15" (30.5 cm - 38 cm) | 14" - 17" (35.5 cm - 43 cm) |
| Contoured Lateral Width Range (J): | 8" - 11" (20 cm - 28 cm) | 10" - 13" (25.5 cm - 33 cm) | 12" - 15" (30.5 cm - 38 cm) | 14" - 17" (35.5 cm - 43 cm) |
| Contour Depth (K): | 5" - 5.5" (12.5 cm - 14 cm) | 5" - 5.5" (12.5 cm - 14 cm) | 5" - 5.5" (12.5 cm - 14 cm) | 5" - 5.5" (12.5 cm - 14 cm) |



Back

Requires Contoured Adjustable Lateral Trunk Support selection below. Weight capacity 165 lbs. (75 kg). Includes Axiom DEX for Kids Hardware.

| | | Width | | | |
|--------|-----|------------|------------|------------|------------|
| | | 10" | 12" | 14" | 16" |
| Retail | | \$790 | | | |
| Height | 10" | PXAL1010CL | | | |
| | 12" | PXAL1012CL | PXAL1212CL | PXAL1412CL | |
| | 14" | PXAL1014CL | PXAL1214CL | PXAL1414CL | PXAL1614CL |
| | 16" | | PXAL1216CL | PXAL1416CL | PXAL1616CL |
| | 18" | | | | PXAL1618CL |

Axiom for Kids - Contoured Adjustable Lateral Trunk Supports (for PXALCL Back)

| Description | Item Code | Retail |
|--|-----------|--------|
| 3" Contoured Lateral Wings with Fixed Mounting Hardware (Pair) | PCL3 | \$650 |
| 4" Contoured Lateral Wings with Fixed Mounting Hardware (Pair) | PCL4 | \$650 |

4" Contoured Lateral Wings are not available on 10" or 12" Back Heights



Phone (800) 981-1540 | Fax (715) 254-0996
 sales@kimobility.com | www.kimobility.com



Accessories

| Axiom for Kids Back Accessories & Modifications | |
|--|-------|
| Lumbar Pad | \$71 |
| Privacy Flap | \$73 |
| <i>Privacy Flap not available for 10" wide backs</i> | |
| Axiom DEX for Kids Hardware Extension | \$136 |
| <i>Hardware extension adds an additional 2" of anterior depth adjustment</i> | |
| Axiom for Kids Adjustable Shoulder Guides | \$136 |

| Headrests | | | | | | | | |
|-------------------------------------|---|--------|--|--------|--|--------|--|--------|
| Description | Standard Straight Removable Adjustable Hardware | | Multi-Axis Removable Adjustable Hardware | | Posalinc Removable Adjustable Hardware | | Posalinc Flip-Back Adjustable Hardware | |
| | Item Code | Retail | Item Code | Retail | Item Code | Retail | Item Code | Retail |
| Comfort Soft Headrest 8" | CS08SS | \$496 | CS08MA | \$527 | CS08PL | \$741 | CS08PLF | \$816 |
| Comfort Soft Headrest 10" | CS10SS | \$496 | CS10MA | \$527 | CS10PL | \$741 | CS10PLF | \$816 |
| Comfort Soft Headrest 14" | CS14SS | \$496 | CS14MA | \$527 | CS14PL | \$741 | CS14PLF | \$816 |
| Contour Positioning Pad, 8" X 6.25" | CP08SS | \$496 | CP08MA | \$527 | CP08PL | \$741 | CP08PLF | \$816 |
| Contour Positioning Pad, 9" X 6.5" | CP09SS | \$496 | CP09MA | \$527 | CP09PL | \$741 | CP09PLF | \$816 |
| Contour Positioning Pad, 10" X 7.5" | CP10SS | \$496 | CP10MA | \$527 | CP10PL | \$741 | CP10PLF | \$816 |
| Tri-soft Headrest 10" | TS10SS | \$496 | TS10MA | \$527 | TS10PL | \$741 | TS10PLF | \$816 |
| Tri-soft Headrest 14" | TS14SS | \$496 | TS14MA | \$527 | TS14PL | \$741 | TS14PLF | \$816 |

| Headrest Hardware | | |
|--|-----------|--------|
| <i>Not required with Axiom Headrests</i> | | |
| Description | Item Code | Retail |
| Universal Headrest Mounting Plate | UMP | \$75 |

| Anterior Trunk Supports | | |
|--|-----------|--------|
| Description | Item Code | Retail |
| Dynaform Chest Support: 2-Piece with Hook&Loop, 3" High Pad, Small | 14941 | \$179 |
| Dynaform Chest Support: 2-Piece with Hook&Loop, 4" High Pad, Medium | 14942 | \$179 |
| Dynaform Chest Support: 2-Piece with Hook&Loop, 5" High Pad, Large | 14943 | \$179 |
| Dynaform Chest Support: 1-Piece with Buckle, 3" Height x 18" Width, Small | 14924 | \$158 |
| Dynaform Chest Support: 1-Piece with Buckle, 4" Height x 20" Width, Medium | 14927 | \$158 |
| Dynaform Chest Support: 1-Piece with Buckle, 4" Height x 22" Width, Large | 14928 | \$158 |
| Dynaform Anterior Trunk Support: Standard, Dynamic, X-Small | 14851 | \$186 |
| Dynaform Anterior Trunk Support: Standard, Dynamic, Small | 14852 | \$186 |
| Dynaform Anterior Trunk Support: Standard, Dynamic, Medium | 14853 | \$186 |
| Dynaform Anterior Trunk Support: Standard, Dynamic, Large | 14854 | \$186 |
| Dynaform Anterior Trunk Support: Slim Cut, Dynamic, X-Small | 14856 | \$186 |
| Dynaform Anterior Trunk Support: Slim Cut, Dynamic, Small | 14857 | \$186 |
| Dynaform Anterior Trunk Support: Slim Cut, Dynamic, Medium | 14858 | \$186 |
| Dynaform Anterior Trunk Support: Slim Cut, Dynamic, Large | 14859 | \$186 |
| AirLogic Anterior Trunk Support: Standard, Structure, Small | 14282 | \$250 |
| AirLogic Anterior Trunk Support: Standard, Structure, Medium | 14283 | \$250 |
| AirLogic Anterior Trunk Support: Standard, Structure, Large | 14284 | \$250 |
| AirLogic Anterior Trunk Support: Slim Cut, Dynamic, Small | 14257 | \$250 |
| AirLogic Anterior Trunk Support: Slim Cut, Dynamic, Medium | 14258 | \$250 |



Phone (800) 981-1540 | Fax (715) 254-0996
sales@kimobility.com | www.kimobility.com



Gloss Finish

If no selection is made, standard Shadow Black will be used with no additional lead time

| | |
|------------------------------|-----|
| Opalescent Violet Back Shell | N/C |
| Radiant Orange Back Shell | N/C |
| Electric Green Back Shell | N/C |
| Glacier Blue Back Shell | N/C |
| Dark Pink Back Shell | N/C |
| Light Pink Back Shell | N/C |
| Rich Teal Back Shell | N/C |
| Purple Plum Back Shell | N/C |
| Black Back Shell | N/C |
| Candy Blue Back Shell | N/C |
| Candy Purple Back Shell | N/C |
| Candy Red Back Shell | N/C |
| Granny Smith Back Shell | N/C |
| Metallic Orange Back Shell | N/C |
| Yellow Back Shell | N/C |

Matte Finish

If no selection is made, standard Shadow Black will be used with no additional lead time

| | |
|--------------------------------|-----|
| Bright Red Back Shell | N/C |
| White Back Shell | N/C |
| Dry Earth Tan Back Shell | N/C |
| Tactical Green Back Shell | N/C |
| Charcoal Gray Back Shell | N/C |
| Iridescent Burgundy Back Shell | N/C |
| Iridescent Navy Back Shell | N/C |
| Royal Blue Back Shell | N/C |

Metallic Finish

If no selection is made, standard Shadow Black will be used with no additional lead time

| | |
|-----------------------|-----|
| Blue Steel Back Shell | N/C |
|-----------------------|-----|