



**1- Purchasing information**

P.O. number:\* \_\_\_\_\_ Date: \_\_\_\_\_

Company Name:\* \_\_\_\_\_

Purchasing contact:\* \_\_\_\_\_

Phone:\* \_\_\_\_\_

Email:\* \_\_\_\_\_

Contact preference:\* Phone  Email

Marked for: \_\_\_\_\_

**2- Dealer/Representative information**

Dealer/Representative:\* \_\_\_\_\_

Phone:\* \_\_\_\_\_

Email:\* \_\_\_\_\_

Contact preference:\* Phone  Email

**3- Shipping information**

Ship to:\* \_\_\_\_\_

Name: \_\_\_\_\_

Address: \_\_\_\_\_

City: \_\_\_\_\_ Province: \_\_\_\_\_

Postal Code: \_\_\_\_\_

Phone: \_\_\_\_\_

**Discount is 7%**

\* Required MA040  English Manual (STD) MA041  Manuel Français Taxes not included

MODEL					
WC11	<input type="checkbox"/>	Ultralight Aluminum APEX Rigid Wheelchair <i>(265 lb weight limit)</i> Not available with painted frame - Frame will be black	Triple-butted aluminum frame / Aluminum back canes and back rigidizer / Aluminum seat rigidizer / Ultralight carbon fiber camber tube and rear frame rigidizer		\$3,845
EVO-R	<input type="checkbox"/>	Evo Rigid - Chair resizing service*	To be used within 24 months of chair purchase		\$700

\*By selecting this option, I agree to the terms and conditions of the EVO-RIGID program. [https://www.motioncomposites.com/en\\_us/terms-and-conditions](https://www.motioncomposites.com/en_us/terms-and-conditions)

**SEAT WIDTH**

SEAT WIDTH		Frame								
SW	<input type="checkbox"/>	12" <input type="checkbox"/>	13" <input type="checkbox"/>	14" <input type="checkbox"/>	15" <input type="checkbox"/>	16" <input type="checkbox"/>	17" <input type="checkbox"/>	18" <input type="checkbox"/>		NC
	<input type="checkbox"/>		19" <input type="checkbox"/>	20" <input type="checkbox"/>						\$360

**SEAT DEPTH**

SEAT DEPTH										
SD	<input type="checkbox"/>	12" <input type="checkbox"/>	13" <input type="checkbox"/>	14" <input type="checkbox"/>	15" <input type="checkbox"/>	16" <input type="checkbox"/>	17" <input type="checkbox"/>	18" <input type="checkbox"/>		NC
	<input type="checkbox"/>		19" <input type="checkbox"/>	20" <input type="checkbox"/>						\$275

**FRAME LENGTH**

SP01	<input type="checkbox"/>	Standard frame length configuration <sup>1</sup>								STD
SP02	<input type="checkbox"/>	Frame length 1" longer than standard configuration								NC
SP03	<input type="checkbox"/>	Frame length 2" longer than standard configuration								NC
SP04	<input type="checkbox"/>	Frame length 1" shorter than standard configuration								NC
SP05	<input type="checkbox"/>	Frame length 2" shorter than standard configuration								NC

**TIE-DOWN**

AC05-S	<input type="checkbox"/>	WC-19 Transit Tie Down w/Q'straint belt <sup>2,3</sup>	Short belt 20"-41"	<i>Client cost</i>		\$365
AC05-L	<input type="checkbox"/>	WC-19 Transit Tie Down w/Q'straint belt <sup>2,3</sup>	Long belt 20"-46"	<i>Client cost</i>		\$365
AC35	<input type="checkbox"/>	WC-19 Transit Tie Down without belt <sup>3</sup>		<i>Client cost</i>		\$345

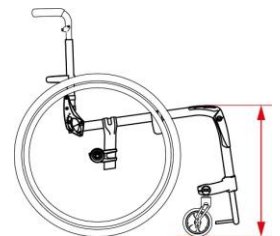
1- Distance of 4.37" from end of seat upholstery to bend

2- Not available with depth adjustable back; 3- May interfere with the swing away armrest and the clamp on height adjustable push handle; Add a 3" of frame length behind backrest

4. Width calculator

FRONT Seat-to-floor height		
Caster sizes	Height available +/- 1/4"	
<input type="checkbox"/> 3" Caster	14" to 21"	
<input type="checkbox"/> 4" Caster	14.5" to 21"	
<input type="checkbox"/> 5" Caster	15.5" to 21"	
<input type="checkbox"/> 6" Caster	16.5" to 21" (N/A with 90° front frame)	

Specify desired height: \_\_\_\_\_ (inches)

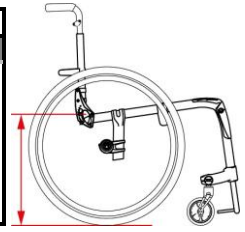


FRONT CASTER

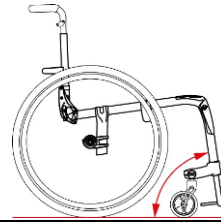
CASTERS			Available		
CA01-03 to CA01-06	<input type="checkbox"/>	Composite wheel w/ PU tire (1")	3", 4", 5", 6"		NC
CA10	<input type="checkbox"/>	Pneumatic casters (1 ¼")	6"		\$170
CA14 to CA16	<input type="checkbox"/>	Newton UltraCaster Composite (1 ½ ")	4", 5", 6"		\$105
CA17 to CA19	<input type="checkbox"/>	Newton UltraCaster Aluminum (1 ½ ")	4", 5", 6"		\$198
CASTER OPTIONS					
CA13	<input type="checkbox"/>	Carbon fiber Frog Legs suspension forks			\$525

REAR Seat-to-floor height		
Wheel sizes	Height available +/- 1/4"	
<input type="checkbox"/> 20" (451) wheel	14" to 17.5"	
<input type="checkbox"/> 22" (501) wheel	14" to 18.5"	
<input type="checkbox"/> 24" (540) wheel	15" to 19.5"	
<input type="checkbox"/> 25" (559) wheel	15.5" to 20"	
<input type="checkbox"/> 26" (590) wheel	16" to 20"	

Specify desired height:  
\_\_\_\_\_ (inches)



FRONT FRAME ANGLE					
FA70	<input type="checkbox"/>	70° Front frame angle			NC
FA75	<input type="checkbox"/>	75° Front frame angle			NC
FA80	<input type="checkbox"/>	80° Front frame angle			NC
FA85	<input type="checkbox"/>	85° Front frame angle			NC
FA90	<input type="checkbox"/>	90° Front frame angle			NC

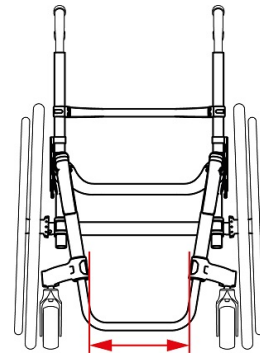


Seat upholstery to footplate length		
12" to 19" without high mount		Specify desired length: _____ (inches) <i>Required</i>
7" to 13" with high mount <sup>1</sup>		



1- Choose high mount in the footplates section

Footrest width / Taper selection				
Seat Width	Straight	1" Taper	2" Taper	
Outside Measurement	2 ½" Narrower than Seat Width	4 ½" Narrower than Seat Width	6 ½" Narrower than Seat Width	
12"	9.5"	7.5"		
13"	10.5"	8.5"		
14"	11.5"	9.5"		
15"	12.5"	10.5"		
16"	13.5"	11.5"	9.5"	
17"	14.5"	12.5"	10.5"	
18"	15.5"	13.5"	11.5"	
19"	16.5"	14.5"	12.5"	
20"	17.5"	15.5"	13.5"	



Note: higher than 20" Front STFH will reduce the footrest width up to 1" with a 2" taper

REAR WHEELS

REAR WHEELS			Available		
RW01	<input type="checkbox"/>	Mag <sup>1</sup>	20", 22" 24"		\$140
RW02	<input type="checkbox"/>	Newton One - spoke wheel <sup>2</sup>	20", 22" 24"		STD
RW03	<input type="checkbox"/>	Newton Gravity - ultralight wheel	20", 22", 24", 25", 26"		\$390
RW04	<input type="checkbox"/>	Spinergy Spox <b>Blk</b> STD <input type="checkbox"/> <b>Wht</b> <sup>3</sup> <input type="checkbox"/> <b>Blue</b> <sup>3</sup> <input type="checkbox"/> <b>Red</b> <sup>3</sup> <input type="checkbox"/> <b>Yel</b> <sup>3</sup> <input type="checkbox"/>	22", 24", 25", 26"		\$875
RW05	<input type="checkbox"/>	Spinergy LX <b>Blk</b> STD <input type="checkbox"/> <b>Pur</b> <sup>3</sup> <input type="checkbox"/> <b>Wht</b> <sup>3</sup> <input type="checkbox"/> <b>Blue</b> <sup>3</sup> <input type="checkbox"/> <b>Red</b> <sup>3</sup> <input type="checkbox"/> <b>Yel</b> <sup>3</sup> <input type="checkbox"/> <b>Pink</b> <sup>3</sup> <input type="checkbox"/> <b>Grn</b> <sup>3</sup> <input type="checkbox"/> <b>Org</b> <sup>3</sup> <input type="checkbox"/>	22", 24", 25", 26"		\$1,095
RW07	<input type="checkbox"/>	Spinergy CLX <sup>4</sup> <b>Blk</b> STD <input type="checkbox"/> <b>Pur</b> <sup>3</sup> <input type="checkbox"/> <b>Wht</b> <sup>3</sup> <input type="checkbox"/> <b>Blue</b> <sup>3</sup> <input type="checkbox"/> <b>Red</b> <sup>3</sup> <input type="checkbox"/> <b>Yel</b> <sup>3</sup> <input type="checkbox"/> <b>Pink</b> <sup>3</sup> <input type="checkbox"/> <b>Grn</b> <sup>3</sup> <input type="checkbox"/> <b>Org</b> <sup>3</sup> <input type="checkbox"/>	24", 25"		\$1,650

TIRES			Available		
AIRLESS					
TI01	<input type="checkbox"/>	Soft Urethane 1 3/8" - Low Tread, black	20", 22" 24"		NC
TI02	<input type="checkbox"/>	Soft Urethane 1 3/8" - Medium Tread, black <sup>5</sup>	22", 24", 25", 26"		\$120
TI04	<input type="checkbox"/>	Soft Urethane 1" - No tread, black - <i>Shox</i>	22", 24", 25", 26"		\$140
TI08	<input type="checkbox"/>	Pneumatic Airless insert 1 3/8" - Medium Tread <sup>6</sup>	22", 24", 26"		\$225
PNEUMATIC					
TI05	<input type="checkbox"/>	Pneumatic 1 3/8" - Medium Tread	20", 22", 24", 25", 26"		STD
TI06	<input type="checkbox"/>	Pneumatic HP 1" - Low Tread, Puncture resistant, black - <i>SpeedLite</i>	20", 22", 24", 25", 26"		\$120
TI07	<input type="checkbox"/>	Pneumatic HP 1" - Medium Tread, Puncture resistant, black - <i>TrailBlazer</i>	24", 25", 26"		\$200

1- Not compatible with HP tires; Only available with aluminum or plastic coated handrim in standard position; 2- Not compatible with Shox tires; 3- Colour spokes require an additional 10 days lead-time; 4- Only available with 1" tires; 5- The 22" is only available with Mags and Newton One rear wheels; 6- Not available with Spinergy CLX, Spinergy LX 25", 26" and Spox 25", 26" rear wheels

## HANDRIMS

HANDRIM			Available		
HR01	<input type="checkbox"/>	Aluminum anodized	20", 22", 24", 25", 26"		STD
HR61	<input type="checkbox"/>	Aluminum black hard anodized <sup>2</sup>	20", 22", 24", 25"		\$85
HR02	<input type="checkbox"/>	Plastic coated <sup>1</sup>	20", 22", 24", 25", 26"		\$170
HR03	<input type="checkbox"/>	High friction coated <sup>1,2</sup>	22", 24", 25", 26"		\$460
HR07-HR18 and HR65-HR71	<input type="checkbox"/>	Newton Air Grip <sup>2</sup> <span style="color: red;">See page 6 for the color selection and price</span>	20", 22", 24", 25", 26"		
HR28	<input type="checkbox"/>	Surge <sup>1,2</sup> (1 1/2" Oval handrim w/ Gripton high friction strip)	22", 24", 25", 26"		\$485
HR05	<input type="checkbox"/>	Surge LT <sup>1,2</sup> (1 1/8" Oval handrim w/ Gripton high friction strip)	22", 24", 25", 26"		\$515
HR04	<input type="checkbox"/>	Natural Fit <sup>1,2</sup>	22", 24", 25", 26"		\$320
HR62	<input type="checkbox"/>	Simi H <sup>1,2</sup> (1 3/8" Oval handrim with high friction strip)	22", 24", 25", 26"		\$485
HR63	<input type="checkbox"/>	Nova H <sup>1,2</sup> (1 1/4" Oval handrim with high friction strip)	22", 24", 25", 26"		\$515
HR64	<input type="checkbox"/>	Optimum H <sup>1,2</sup> (1 1/8" heart-shaped handrim)	22", 24", 25", 26"		\$320
HR99	<input type="checkbox"/>	Omit handrim			NC

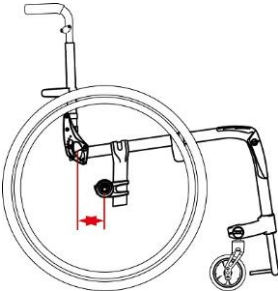
1- Only standard and narrow handrim position. By default, the tab won't be cut with the narrow position; 2- Not available with Mag wheels

## HANDRIMS OPTION

ASSEMBLY POSITION					
HR29	<input type="checkbox"/>	Standard Handrim position	Full tab		STD
HR030	<input type="checkbox"/>	Narrow Handrim position no cut	Full tab		NC
HR30	<input type="checkbox"/>	Narrow Handrim position with cut <sup>3</sup>	Short tab 2 positions		\$29
HR31	<input type="checkbox"/>	Super Narrow Handrim <sup>3</sup>	Short tab 2 positions STD <input type="checkbox"/>	Short tab 1 position <input type="checkbox"/>	\$29
THUMB PIECE SELECTION FOR NATURAL FIT, SURGE, SURGE LT HANDRIMS					
HR23	<input type="checkbox"/>	Standard grip			\$200
HR27	<input type="checkbox"/>	Super grip			\$230
HR099	<input type="checkbox"/>	Omit thumb piece			NC

3- Only available with Aluminum and Air Grip handrims;

AXLES					
AX01	<input type="checkbox"/>	Quick release axle			STD
AX03	<input type="checkbox"/>	Quad release axle			\$180
REAR WHEEL CAMBER					
CM00	<input type="checkbox"/>	0° camber			STD
CM02	<input type="checkbox"/>	2° camber			NC
CM04	<input type="checkbox"/>	4° camber			NC
CM06	<input type="checkbox"/>	6° camber			NC
CM08	<input type="checkbox"/>	8° camber			NC

CENTER OF GRAVITY	
<p><b>Specify the position of rear wheel axle plate:</b></p> <p>Measure distance from front of back post to center of axle receiver.</p>	
<p>0 - 6" range</p>	<p><b>Set At:</b> _____ (inches)</p>
<p><i>If not indicated, default setting is at 2.5"</i></p> <p><i>Motion Composites will select the closest possible center of gravity (COG) if an issue arises with the COG</i></p>	
	

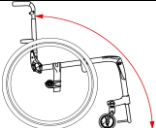
WHEEL LOCK					
WL08	<input type="checkbox"/>	Newton wheel lock - push to lock			STD
WL16	<input type="checkbox"/>	Aluminum push to lock <b>with</b> extensions			\$73
WL02	<input type="checkbox"/>	Pull to lock			NC
WL04	<input type="checkbox"/>	Newton grade aid push to lock ( <i>Works best with pneumatic or high pressure tire</i> )			\$185
WL13 WL14	<input type="checkbox"/>	6" removable extension handle <sup>1</sup>			\$73
WL05	<input type="checkbox"/>	Scissors lock			\$185
WL99	<input type="checkbox"/>	Omit wheel locks			NC

1- Only available with Newton push to lock (WL08), pull to lock (WL02) and Newton Grade aid (WL04)

FOOTPLATES				
FP12	<input type="checkbox"/>	Tubular open loop <sup>1</sup>		STD
FP13	<input type="checkbox"/>	Tubular with ABS cover		NC
FP31	<input type="checkbox"/>	Newton adjustable angle - Aluminum ( <i>one piece</i> )		\$105
FP32	<input type="checkbox"/>	Newton adjustable angle - Carbon fiber ( <i>one piece with rubber inserts</i> )		\$210
FP14	<input type="checkbox"/>	Flip back, adjustable angle aluminum		\$240
FP15	<input type="checkbox"/>	Flip back, adjustable angle carbon fiber		\$355
FR25	<input type="checkbox"/>	High mount with adjustable angle footplate ( <i>Aluminum - one piece</i> )		\$200
FR26	<input type="checkbox"/>	High mount with adjustable angle footplate ( <i>Carbon fiber with rubber inserts - one piece</i> )		\$280
FOOTPLATES ACCESSORIES				
FP16	<input type="checkbox"/>	2" riser ( <i>only available with aluminum angle adjustable footplate</i> ) <sup>2</sup>		\$105
FP09	<input type="checkbox"/>	Calf strap		\$57
FP30	<input type="checkbox"/>	Bodypoint Aeromesh Padded calf strap		\$140

1 - Available on: all straight frames; 1" taper with seat width of 14" and greater; 2" taper with seat width of 16" and greater

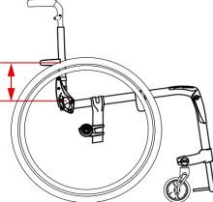
2- Not available with high mount

SEATING AND BACKREST				
BACK UPHOLSTERY				
BH03	<input type="checkbox"/>	Slip-on Syntech-Suede back upholstery		STD
BH04	<input type="checkbox"/>	Adjustable tension Syntech-Suede back upholstery	Seating benefit	\$260
BH99	<input type="checkbox"/>	Omit Back upholstery		NC
SEAT CUSHION				
SC01	<input type="checkbox"/>	2" Cushion	Seating benefit	\$205
SC02	<input type="checkbox"/>	3" Cushion	Seating benefit	\$275
SC99	<input type="checkbox"/>	Omit seat cushion		STD
FOLD DOWN BACKREST				
BC20	<input type="checkbox"/>	Locking backrest		STD
BC21	<input type="checkbox"/>	Ultralight non locking backrest (not locking in upright and down position) <sup>2</sup>		\$105
FIXED HEIGHT, ADJUSTABLE ANGLE FOLD DOWN BACKREST ( <i>Not available with push handles</i> )				
BC	<input type="checkbox"/>	Fixed height without push handle	(30) 9" <input type="checkbox"/> (31) 9.5" <input type="checkbox"/> (32) 10" <input type="checkbox"/> (33) 10.5" <input type="checkbox"/> (34) 11" <input type="checkbox"/> (35) 11.5" <input type="checkbox"/> (36) 12" <input type="checkbox"/> (37) 12.5" <input type="checkbox"/> (38) 13" <input type="checkbox"/> (39) 13.5" <input type="checkbox"/> (40) 14" <input type="checkbox"/> (41) 14.5" <input type="checkbox"/> (42) 15" <input type="checkbox"/> (43) 15.5" <input type="checkbox"/> (44) 16" <input type="checkbox"/> (45) 16.5" <input type="checkbox"/> (46) 17" <input type="checkbox"/> (47) 17.5" <input type="checkbox"/> (48) 18" <input type="checkbox"/> (49) 18.5" <input type="checkbox"/> (50) 19" <input type="checkbox"/> (51) 19.5" <input type="checkbox"/> (52) 20" <input type="checkbox"/> (53) 20.5" <input type="checkbox"/> (54) 21" <input type="checkbox"/>	NC
HEIGHT AND ANGLE ADJUSTABLE FOLD DOWN BACKREST WITH PUSH HANDLE OPTIONS ( <i>MUST select ONE push handle options</i> )				
BC	<input type="checkbox"/>	Straight back canes	(22) 9 - 12" <input type="checkbox"/> (23) 12 - 15" <input type="checkbox"/> (24) 15 - 18" <input type="checkbox"/> (25) 18 - 21" <input type="checkbox"/>	NC
Set height to: *		<i>(in increments of 1/2", measured from seat sling to top of back upholstery)</i> <i>* If not indicated, default height setting is at the lowest position</i>		
Select back cane angle: <sup>1</sup>		101° <input type="checkbox"/> 99° <input type="checkbox"/> 96° <input type="checkbox"/> 93° <input type="checkbox"/> 90° <input type="checkbox"/> 87° <input type="checkbox"/> 83° <input type="checkbox"/> 80° <input type="checkbox"/>		STD

1- If not indicated default angle setting is at 93°; 2- Maximum back cane height of 19.5" with aluminum chair

PUSH HANDLES OPTIONS ( <i>ONE option at a time</i> )				
PH01	<input type="checkbox"/>	Push handles		STD
PH05	<input type="checkbox"/>	Fold down push handles		\$165
PH06-920	<input type="checkbox"/>	Clamp on height adjustable push handles 9 - 20" <sup>1</sup>		\$345
PH06-923	<input type="checkbox"/>	Clamp on height adjustable push handles 9 - 23" <sup>1</sup>		\$345
PH02	<input type="checkbox"/>	Omit push handles		NC
STROLLER HANDLE				
PH04	<input type="checkbox"/>	Stroller handle ( <i>Push handles included</i> )	WAMW	\$220

1- Not compatible with swing away armrests;

BACKRESTS OPTIONS				
BC61	<input type="checkbox"/>	Depth adjustable back - 1" depth adjustment <sup>1,4</sup>		\$260
BC62	<input type="checkbox"/>	Depth adjustable back - 2" depth adjustment <sup>2,4</sup>		\$260
BC56	<input type="checkbox"/>	Depth adjustable back - 3" depth adjustment <sup>3,4</sup>		\$260
BC57	<input type="checkbox"/>	Standard 3 inch deep rigidizer bar		STD
BC55	<input type="checkbox"/>	Four inch deep Aluminum rigidizer bar		NC
BC88	<input type="checkbox"/>	Custom height rigidizer bar set at _____ (inches)  Measured from the top of the seat sling to the center of the rigidizer - standard height is 5,7" Lowest position is 4,25"		\$135

If used in combination with WC-19: 1- Maximum depth of 19"; 2- Maximum depth of 18"; 3- Maximum depth of 17"; 4- Only compatible with WC-19 transit tie down **without** Q'Straint belt

ARMRESTS						
<b>HEIGHT ADJUSTABLE "T" ARMREST <sup>1</sup></b>						
AR13-610	<input type="checkbox"/>	10" Desk length armpad <sup>3</sup>		6" - 10"		\$380
AR03-812	<input type="checkbox"/>	10" Desk length armpad		8" - 12"		\$380
AR03-1014	<input type="checkbox"/>	10" Desk length armpad		10" - 14"		\$380
AR14-610	<input type="checkbox"/>	14" Full length armpad <sup>3</sup>		6" - 10"		\$380
AR04-812	<input type="checkbox"/>	14" Full length armpad		8" - 12"		\$380
AR04-1014	<input type="checkbox"/>	14" Full length armpad		10" - 14"		\$380
<b>HEIGHT ADJUSTABLE SWING AWAY ARMREST <sup>2</sup></b>						
AR05	<input type="checkbox"/>	Tubular armrest - short pad		8" - 11"		\$315
AR23	<input type="checkbox"/>	Tubular armrest - long pad		8" - 11"		\$315
AR06	<input type="checkbox"/>	10" Desk length flat armpad		8" - 11"		\$315
AR17	<input type="checkbox"/>	14" Full length flat armpad		8" - 11"		\$315
<b>ARMREST OPTIONS</b>						
AR12	<input type="checkbox"/>	14" Full Length armpad - Gel Ovation (pair) <sup>4</sup>				\$160
AR99	<input type="checkbox"/>	Omit armrest				NC

1- May have 1/2" adjustment restriction on both limits of the range; 2- not available with the Ultralight non-locking backrest; 3- May have some restriction with seat-to-floor height and rear wheel

4-Only available with "T" full length armrest; Not available with swing away and desk length armrests

ACCESSORIES						
<b>SIDE GUARDS (not available with "T" Armrest)</b>						
SG01	<input type="checkbox"/>	Plastic side guards (removable)		Straight bracket -STD	Offset bracket <sup>1</sup>	\$235
SG03	<input type="checkbox"/>	Carbon fiber side guards (removable)		Straight bracket -STD	Offset bracket <sup>1</sup>	\$320
SG06	<input type="checkbox"/>	Plastic fender side guards (removable)		Straight bracket -STD	Offset bracket <sup>1</sup>	\$340
SG04	<input type="checkbox"/>	Carbon fiber fender side guards (removable)		Straight bracket -STD	Offset bracket <sup>1</sup>	\$510
SG99	<input type="checkbox"/>	Omit side guards				NC

1- only compatible with 0° and 2° camber; Increase width by 1/2" per side for a total of 1"




























POSITIONING BELT						
SB01-S	<input type="checkbox"/>	Velcro adjustable - <b>Small 35"</b> <sup>1</sup>				\$50
SB01-L	<input type="checkbox"/>	Velcro adjustable - <b>Long 60"</b>				\$50
SB02-S	<input type="checkbox"/>	Auto buckle - <b>Small 35"</b> <sup>1</sup>				\$60
SB02-M	<input type="checkbox"/>	Auto buckle - <b>Medium 48"</b>				\$60
SB02-L	<input type="checkbox"/>	Auto buckle - <b>Long 60"</b>				\$60
SB04-M	<input type="checkbox"/>	BodyPoint Hip Belt - 2 point not padded - <b>Medium 56"</b>				\$95
SB04-L	<input type="checkbox"/>	BodyPoint Hip Belt - 2 point not padded - <b>Long 61"</b>				\$95
SB05-S	<input type="checkbox"/>	BodyPoint Hip Belt - 2 point padded - <b>Small 51"</b>				\$185
SB05-M	<input type="checkbox"/>	BodyPoint Hip Belt - 2 point padded - <b>Medium 56"</b>				\$185
SB05-L	<input type="checkbox"/>	BodyPoint Hip Belt - 2 point padded - <b>Long 61"</b>				\$185
SB06-S	<input type="checkbox"/>	BodyPoint Hip Belt - 4 point padded - <b>Small 51"</b>				\$210
SB06-M	<input type="checkbox"/>	BodyPoint Hip Belt - 4 point padded - <b>Medium 56"</b>				\$210
SB06-L	<input type="checkbox"/>	BodyPoint Hip Belt - 4 point padded - <b>Long 61"</b>				\$210
SB03	<input type="checkbox"/>	Hardware attachment for 2 extra points (1 pair)				\$15
SB08-M	<input type="checkbox"/>	BodyPoint EVOFLEX® Positioning Belt Rehab latch and Band Clamps - <b>Medium 18"</b>				\$355
SB08-L	<input type="checkbox"/>	BodyPoint EVOFLEX® Positioning Belt Rehab latch and Band Clamps - <b>Long 24"</b>				\$355
SB99	<input type="checkbox"/>	Omit positioning belt				STD

1- Not recommended for seat width of 18" and more

ACCESSORIES						
AC03	<input type="checkbox"/>	Anti-tippers				\$120
AC06	<input type="checkbox"/>	Cane and crutch holder	Left <input type="checkbox"/>	Right <input type="checkbox"/>		\$115
AC08	<input type="checkbox"/>	Spoke guards <sup>1</sup>		Available: 20", 22", 24", 26"		\$155
AC10	<input type="checkbox"/>	Seat pouch				\$100
AC30	<input type="checkbox"/>	Newton multi-purpose pouch				\$75
AC26	<input type="checkbox"/>	BodyPoint Mobility Bag				\$145
AC23	<input type="checkbox"/>	Newton Backpack				\$130
AC13	<input type="checkbox"/>	Tool kit				\$55

1- Not available with Mag wheels and Spinergy

Colors

Options <sup>1</sup>	Black	High Gloss Carbon Fiber	Sunkissed Orange	Burgundy	Sapphire Blue	Monster Green	Charcoal	Fuchsia	Steel Blue	Ferrari Red	Acid Green	Electric Purple	Caribbean Blue	White	Pink Pearl	Plum Purple	Sky Blue	Black Cherry	Khaki Green (matte)	Desert Sand (matte)	
																					
AirGrip	<input type="checkbox"/>	\$160	<input type="checkbox"/>	<input type="checkbox"/>	<input type="checkbox"/>	<input type="checkbox"/>	<input type="checkbox"/>	<input type="checkbox"/>	<input type="checkbox"/>	<input type="checkbox"/>	<input type="checkbox"/>	<input type="checkbox"/>	<input type="checkbox"/>	<input type="checkbox"/>	<input type="checkbox"/>	<input type="checkbox"/>	<input type="checkbox"/>	<input type="checkbox"/>	<input type="checkbox"/>	<input type="checkbox"/>	\$350
Camber Tube	<input type="checkbox"/>	STD/NC	<input type="checkbox"/>	<input type="checkbox"/>	<input type="checkbox"/>	<input type="checkbox"/>	<input type="checkbox"/>	<input type="checkbox"/>	<input type="checkbox"/>	<input type="checkbox"/>	<input type="checkbox"/>	<input type="checkbox"/>	<input type="checkbox"/>	<input type="checkbox"/>	<input type="checkbox"/>	<input type="checkbox"/>	<input type="checkbox"/>	<input type="checkbox"/>	<input type="checkbox"/>	<input type="checkbox"/>	\$75
																					
Highlight <sup>3</sup>	<input type="checkbox"/>		<input type="checkbox"/>					<input type="checkbox"/>		<input type="checkbox"/>	<input type="checkbox"/>			<input type="checkbox"/>			<input type="checkbox"/>				NC

1- Color representation may vary from one monitor to another. Therefore, the actual paint color on your wheelchair might differ slightly from what you see on your screen.; Finish between Airgrip and frame might be different;

3- To see different highlight, visit our website: [https://www.motioncomposites.com/en\\_ca/products/rigid-wheelchairs/apex-c](https://www.motioncomposites.com/en_ca/products/rigid-wheelchairs/apex-c)

Notes :