



Pride Mobility Products Co.

5096 South Service Rd, Beamsville, ON, L0R 1B3

Phone: 888-570-1113 | Fax: 866-514-1303 | Email: productorders@pridemobility.com

AADL Q6 Edge® 3 Order Form with TRU-Balance® 3 Positioning (AADL W592)

Account Number: _____ Date: _____

Provider Name: _____

Contact: _____

Phone: _____

Email: _____

PO Number: _____ **Discount is 6%**

Marked for: _____

Ship to Address: _____

City: _____ Prov: _____ PC: _____



MEDmobility
 5711- 104 St, Edmonton AB, T6H 2K1
 P: 780-437-3300 • Fax: 780-430-9381
 AADL Vendor: 0000612578-001
 www.medmobility.ca • www.mmrehab.ca



INTRODUCTION

This form is interactive when viewed with [Adobe Acrobat Reader](#). Complete the form by placing checks in the desired boxes and provide information in the interactive fields. Buttons shown at the bottom of the form may be utilized to print or submit the order form through a desktop email application. To email via a web-based application, please 'Save As' and attach the PDF to your email.

This order form contains a large variety of options to fulfill various patient needs. Descriptions and section notes, such as optional or required, are included to help you complete your order. Other part numbers can be found on the quote acknowledgment after this order form is submitted. Please contact Quantum® Sales at 888-570-1113 if assistance is needed. Send the completed order form by fax (866-514-1303) or email (productorders@pridemobility.com). Incomplete forms may delay the quote or order. Customer service will contact you if the order is incomplete or if there are compatibility issues. If special order requests are needed, be sure that the Patient Information section is completed

All prices are MSRP. Prices, specifications, part numbers, and availability are subject to change without notice. Prices and part numbers as shown are only available when configured as a complete power chair. Please contact technical service for accurate parts ordering.

Thank you for choosing Quantum!

PATIENT INFORMATION

Weight: _____ Height: _____

A. Shoulder Width: _____ D. Max Sitting Height: _____ G. Thigh Depth: _____

B. Chest Width: _____ E. Shoulder Height: _____ H. Lower Leg Length: _____

C. Hip Width: _____ F. Axilla Height: _____ I. Elbow Height: _____



1. BASE MODEL

REQUIRED. Select a group 3 power base. 300 lb. weight capacity with standard 6mph programmable motors and 8 amp off board charger. XLR USB charger is included. Dimensions of base without legrests: 24"Wx35.5"L

Quantum Q6 Edge 3 3S-SS\$8,450

Part: Q6 EDGE 3. ADP: WP0001575 (ADULT), WP0001576 (PEDIATRIC)

2. DRIVE MOTORS

REQUIRED.

| | |
|---|--|
| 6 mph 2 Pole Drive Motors..... Standard Part: MOT147433 | 7 mph, 4 Pole Drive Motors..... \$700 Part: MOT1902455 Requires Q-Logic 3 electronics. NOT COVERED BY AADL |
| 6 mph, 2 Pole, Accu-Trac Motor Technology..... \$995 Part: MOT147881. Requires Q-Logic 3 electronics. Delivers enhanced traction and tracking, especially with switched drive controls. | 7 mph, 4 Pole, Accu-Trac Motor Technology..... \$1,695 Part: MOT2008501 Requires Q-Logic 3 electronics. Delivers enhanced traction and tracking, especially with switched drive controls. NOT COVERED BY AADL |

3. BASE COLOR

REQUIRED. Select one shroud color. Colors shown here may differ from actual product depending on monitor/printer calibration used.

3.1a. Standard Shrouds

-  **Back in Black**
Part: DGN1610108-PBK1
-  **Midnight Blue**
Part: DGN1610108-PBU10

Optional. Select one option. Seat Mounted, LED, Full Light Package option can be found later on this form.

| | |
|--|--|
| Switch Fender Lights..... No Charge Part: DGN154117 Fender lights operate by pressing included single switch button. Fender lighting is not available with Single Actuator Control through Toggle Box. | Base Mounted, LED, Full Light Package \$770 Part: XRF000129 Requires Q-Logic 3 EX Joystick for Full Lights or Q-Logic 3e Joystick. NOT COVERED BY AADL |
|--|--|

5. QUANTUM BACKUP CAMERA

Optional. The backup camera may interfere with armrest mounted accessories such as media device holder.

Quantum Backup Camera \$475
Part: MEC1910365 **NOT COVERED BY AADL**

1. Optional Mounting Bracket

Backup Camera Headrest Bracket..... \$30
Part: MEC1910373
Works with .5" x .5" vertical supports only. **NOT COVERED BY AADL**



6. DRIVE WHEELS

REQUIRED. Select a type of drive wheels and accent color. Knobby tires increase overall base width by 1.5".

6.1. Drive Wheels

| | |
|---|--|
| 3"x14" Flat Free Black Tires Standard Part: PTOINDV3525 (pair) | 3"x14" Pneumatic Black Tires No Charge Part: WHL1713925 x2 |
| 4"x14" Knobby, Flat Free Black Tires \$120 Part: WHL2006647 x2 | 4"x14" Knobby, Pneumatic Black Tires..... \$120 Part: WHL2006822 x2 |

6.2. Drive Wheel Accent Color

Optional. Not available with knobby tires.

| | | |
|---|---|---|
| Back in Black.....Standard Part: DGN164245-PBK1 x2 | Raspberry Beret.....No Charge Part: DGN164245-PPK4 x2 | Blue JeanNo Charge Part: DGN164245-PBU11 x2 |
| Red Corvette.....No Charge Part: DGN164245-PRD1 x2 | Pretty in PinkNo Charge Part: DGN164245-PPK3 x2 | Lemon Crush.....No Charge Part: DGN164245-PYL4 x2 |
| Night Train.....No Charge Part: DGN164245-PBK3 x2 | Evolution Orange.....No Charge Part: DGN164245-POR7 x2 | Green MachineNo Charge Part: DGN164245-PGN11 x2 |
| Grey StreetNo Charge Part: DGN164245-PSL3 x2 | Midnight BlueNo Charge Part: DGN164245-PBU10 x2 | Military GreenNo Charge Part: DGN164245-PGN8 x2 |
| Deep Purple.....No Charge Part: DGN164245-PPR5 x2 | Electric BlueNo Charge Part: DGN164245-PBU9 x2 | Military Digital Camo..... \$50 ea. NOT COVERED BY AADL |

Drive wheels section continued on following page.

6. DRIVE WHEELS CONTINUED

- Faded Glory \$50 ea.
NOT COVERED BY AADL
- Carbon Fiber \$50 ea.
NOT COVERED BY AADL

7. BATTERIES

Optional. The powerchair requires 2 batteries and will be installed if ordered.
 NF-22, Gel Cell, MK BatteryAADL Contract pricing
 Part: BATGEL1008.

8. PATIENT'S WEIGHT

REQUIRED. The patient's weight is required to quote and order the power chair.

Up to 200 lb User Weight
 Part: PTOINDV3837

201 lb-300 lb User Weight
 Part: PTOINDV3838

9. ELECTRONICS

REQUIRED. Select a type of drive control from the following sections. The No Joystick option is used to omit the joystick and utilize another control, such as a specialty control at the end of this form or found on the [Alternative Controls and Electronics Order Form](#).

9.1a. Non-Expandable Controls

Select a joystick below or omit selection if another controller type is desired. Non-expandable does not allow supplementary drive controllers.

NE+ 6-Key Joystic..... No Charge
 Part: CTLDC1560

NE+ 8-Key Joystick (2 Actuators) No Charge
 Part: CTLDC1561
 Control up to 2 actuators through joystick and only Seat Mounted, LED, full light package.
 No Joystick, Setup for NE+ Joystick No Charge
 Part: XRF000009



9.1b. Expandable Controls - Quantum Intelligent Systems™

Select expandable controls or omit selection if another controller type is desired.

Q-Logic 3 Joystick

Q-Logic 3 EX Joystick\$900
 Part: CTL167724

Q-Logic 3 EX Joystick for Full Lights\$900
 Part: CTL167725 NOT COVERED BY AADL
 No Joystick, Setup for Q-Logic
 Part: XRF000010



9.2. Q-Logic 3 EX Joystick Armor

REQUIRED with Q-Logic 3 EX Joystick selections above. Not available with Q-Logic 3e Joystick. Reference colors shown on page 2. *Night train joystick armor will be the black, soft touch.

Black, Soft Touch No Charge
 Part: DGN124307
 Also matches Night Train shrouds.

Non-matching Armor No Charge
 Part: PTOINDV3422
 Select color below.

Match Armor to Base Color Standard
 Part: PTOINDV3421

| | | | | |
|--|---|---|--|---|
| Red Corvette Part: DGN124336-PRD1 | Deep Purple Part: DGN124336-PPR5 | Midnight Blue Part: DGN124336-PBU10 | Green Machine Part: DGN124336-PGN11 | Carbon Fiber Part: DGN124336-WCB1 |
| Back in Black Part: DGN124336-PBK1 | Raspberry Beret Part: DGN124336-PPK4 | Electric Blue Part: DGN124336-PBU9 | Military Green Part: DGN124336-PGN8 | |
| Night Train* See Black, Soft Touch | Pretty in Pink Part: DGN124336-PPK3 | Blue Jean Part: DGN124336-PBU11 | Military Digital Camo Part: DGN124336-WCM7 | |
| Grey Street Part: DGN124336-PSL3 | Evolution Orange Part: DGN124336-POR7 | Lemon Crush Part: DGN124336-PYL4 | Faded Glory Part: DGN124336-WFL2 | |

10. JOYSTICK HANDLES

Optional. The NE/NE Plus Joysticks are standard with a carrot handle (See A in image). The optional handle will be mounted to the joystick and the standard handle will be shipped with the unit.

- Mushroom Handle (B) \$120
Part: ACCASMB1860.
- Chin Cup (C) \$85
Part: ACCASMB186190
- T-Bar (D) \$160
Part: ACCASMB1858.
- Medium Ball Handle (E) \$70
Part: ACCASMB1859.
- Soft Ball Handle (F) \$120
Part: ACCASMB1856.

- Extended I-Handle (G) \$140
Part: ACCASMB1857.
- Bodypoint 3" Goal Post Handle \$180
Part: PLSKNCP1057.
- Bodypoint 4" Goal Post Handle \$180
Part: PLSKNCP1058.



11. JOYSTICK MOUNTING BRACKETS

Optional. Select a mount to be used with a joystick selected in previous section.

11.1a. Fixed, In-line Joystick Bracket

Fixed, In-line, Bracket Standard
 Part: Various



Swing Away Joystick

11.1b. Swing-Away (Retractable) Joystick Bracket

Allows the joystick to retract to the side of the armrest while maintaining the same joystick orientation.

Adjustable Swing-away \$265
 Part: Various.
 As pictured to the right "Swing Away Joystick"

Offset Swing-away \$265
 Part: Various.
 Magnetic latching mechanism.
 As pictured to the right "Swing Away Joystick Offset Mount (Right)"



Swing Away Joystick Offset Mount (Right)

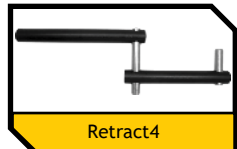
Basic Swing-away \$265
 Part: Various.
 Magnetic latching mechanism.
 Stealth Height Adjustable Receiver recommended.

11.1c. Specialty Joystick Mounts

Select a bracket and side to mount it.

Retract4 Mount \$450
 Part: XRF000003. **CLINICAL JUSTIFICATION**
 AADL CODE W100

Stealth Swing-Away/Flip Down Bracket \$300
 Part: XRF000005.
 AADL CODE W100



Retract4

Multi-Axis Mount \$100
 Part: XRF000004
 Allows height adjustment of joystick.



Multi-Axis Joystick Mount

11.2. Joystick Mount Location

Left Side Mount
 Part: PTOINDV1225

Right Side Mount
 Part: PTOINDV1226

12. TRU-BALANCE® 3 SEATING - QUANTUM INTELLIGENT SYSTEMS™

REQUIRED. Maximum seat size is 22"W x 22"D.

12.1. TRU-Balance 3 Configuration

TRU-Balance 3 Static Seat \$1,045
 Part: PTOINDV3442
 20° of limited recline adjustment (-5/ +15) via gas strut within back cover.

TRU-Balance 3 Power Recline Only \$7,875
 Part: PTOINDV3444.
 175° of power recline.

TRU-Balance 3 Power Tilt Only \$6,245
 Part: PTOINDV3443.
 50° Center of Gravity (CG) power tilt seating system.

TRU-Balance 3 Power Tilt & Recline \$13,125
 Part: PTOINDV3446.
 50° CG power tilt with 175° of power recline. Full drive lockout at 20°.

12.2. 12" Power Lift

Optional.

TRU-Balance 3, 12" Power Lift with iLevel® \$2,995
 Part: PTOINDV3773. **NOT COVERED BY AADL**
 12" of scissor lift with iLevel® System.



12.3. Occupied Transit Kit

Optional. The power base is standard with Unoccupied Transit Loops. 60" Sure-Lok Lap Belt is required with Occupied Transit Option.

WC-19 Occupied Transit Option \$400
 Part: KIT152047 **NOT COVERED BY AADL**

To determine if your chair is WC-19 compliant (occupied), please refer to this website: <http://wc-transportation-safety.umtri.umich.edu/crash-tested-product-lists/wheelchairs>

12.4. Seat Width

REQUIRED with seat selection. Maximum seat width is 22". Part number is SETWIDTH plus number following # below. 12" Width is not available with 16" and 17" Depth. 13" and 15" widths are only available with non-matching back width.

| | | | | | | | | | | |
|------------------|------------------|------------------|------------------|------------------|------------------|------------------|------------------|------------------|------------------|------------------|
| 12" W (#1002) | 13" W (#1003) | 14" W (#1004) | 15" W (#1005) | 16" W (#1006) | 17" W (#1007) | 18" W (#1008) | 19" W (#1009) | 20" W (#1010) | 21" W (#1011) | 22" W (#1012) |
|------------------|------------------|------------------|------------------|------------------|------------------|------------------|------------------|------------------|------------------|------------------|

12.5. Seat Width Package

REQUIRED with seat selection.

12"-16" Width Package
 Part: XRF000006

14"-16" Width Package
 Part: XRF000007

16"-20" Width Package
 Part: XRF000008

20"-24" Width Package (Maximum Width is 22")
 Part: XRF000158

12. TRU-BALANCE 3 SEATING CONTINUED

12.6. Seat Depth

REQUIRED with seat selection. Maximum seat depth is 22". Part number is SETDPTH plus number following # below.

| | | | | | | | | | | |
|------------------|------------------|------------------|------------------|------------------|------------------|------------------|------------------|------------------|------------------|------------------|
| 12" D (#1002) | 13" D (#1003) | 14" D (#1004) | 15" D (#1005) | 16" D (#1006) | 17" D (#1007) | 18" D (#1008) | 19" D (#1009) | 20" D (#1010) | 21" D (#1011) | 22" D (#1012) |
|------------------|------------------|------------------|------------------|------------------|------------------|------------------|------------------|------------------|------------------|------------------|

12.7. Seat Depth Package

REQUIRED with seat selection.

| | | | |
|--|--|--|---|
| 12"-16" Depth Package Part: XRF000011 | 14"-16" Depth Package Part: XRF000012 | 16"-20" Depth Package Part: XRF000013 | 20"-24" Depth Package (Maximum Depth is 22") Part: XRF000159 |
|--|--|--|---|

12.8. Seat to Floor Height

REQUIRED. Select a seat to floor height compatible with the seat functions previously selected.

| | | | |
|---|--|--|---|
| 16.5" Seat to Floor Part: PTOINDV3459 Not available with Power Tilt or Power Lift Configurations. | 17.5" Seat to Floor Part: PTOINDV3460 | 18.5" Seat to Floor Part: PTOINDV3463 | 19.5" Seat to Floor Part: PTOINDV3505 Not available with Static Seat or Power Recline only. |
|---|--|--|---|

12.10. Back Type Selection

REQUIRED. Match a choice in this section with the options in the following back cushion configuration section.

| | |
|---|---|
| <p>Redesigned, Static Type Back \$735 Part: XRF000014 12" and 24" back width will use the TRU-Balance 3 Back assembly. Select a back cushion configuration in the subsequent section.</p> <p>Back Cane Option No Charge Part: XRF000015 Available only with TRU-Balance 3 Static Seat and Power Tilt (1 actuator) selections. Select cane type, back cane height, and back cushion configuration below.</p> | <p>Redesigned, Flip Forward Back \$735 Part: XRF000016 12" and 24" back width will use the TRU-Balance 3 Back assembly. Not available with manual or power recline systems. Only available with 2-post, flip back or pediatric armrests. Not available with 12"-14" width or with attendant manual recline. Select a back cushion type in the subsequent section.</p> |
|---|---|

12.11. Back Cane Selection (Back Cane Option Only)

REQUIRED when Back Cane Option is selected above. Select type and height of back canes.

1. Back Cane Type

| | |
|---|---|
| Angle Adjustable Back Cane No Charge Part: MEC140266 | 2" Endomorph (1" per side) Back Cane No Charge Part: XRF000269 |
| Flip Forward Back Cane No Charge Part: XRF000273 | 4" Endomorph (2" per side) Back Cane No Charge Part: XRF000271 |

TRU-Balance 3 Seating section continued on following pages.

12. TRU-BALANCE 3 SEATING CONTINUED

2. Back Cane Height

| | | |
|--|--|--|
| 16"H Cane Part: FRMASMB15834 | 20"H Cane Part: FRMASMB15838 | 24"H Cane Part: FRMASMB15842 |
| 17"H Cane Part: FRMASMB15835 | 21"H Cane Part: FRMASMB15839 | 25"H Cane Part: FRMASMB15843 |

12.12. Back Cushion Configuration

REQUIRED. Sport Back and TRU-Comfort Back selections up to 22" back width will be the Sport 4 or TRU-Comfort 4 back cushions. Sport back and TRU-Comfort back selections of 24" back width will be the Sport or TRU-Comfort 2 back cushions. Select a configuration type and applicable dimensions. See the Sport, Q-Back, and TRU-Comfort back availability chart for stock order back size ranges. Other size backs may be available with special order and extended lead time.

1a. Sport Back/Omit/After-Market Interface

Sport Back No Charge
Part: XRF000017
Complete following width package and size.

Omit Back Pan/Cushion No Charge
Part: PTOINDV1287
Select a following width package.

After-market Back Interface No Charge
Part: ST-SSAPT4-Q. Select a set width in following section, range of 12"-21". Overall seat depth may need to be adjusted to accommodate certain backs. May interfere with gel/waterfall armpads and arm through. Does not include brackets to mount after-market backs. A Special Order is required on back widths less than 16".

TRU-Balance 3 Seating section continued on following pages.

12. TRU-BALANCE 3 SEATING CONTINUED

12.13. TRU-Balance 3 Back Shroud

REQUIRED. The back shroud is a feature of the TRU-Balance 3 seating system and is available in matching shroud colors. The back shroud is not available when Omit Back Pan/Cushion is selected. Reference colors shown on page 2.

| | | | | |
|---|---|--|---|--|
| Red Corvette Part: XRF000019 | Grey Street Part: XRF000023 | Pretty in Pink Part: XRF000027 | Electric Blue Part: XRF000030 | Green Machine Part: XRF000033 |
| Back in Black Part: XRF000021 | Deep Purple Part: XRF000025 | Evolution Orange Part: XRF000028 | Blue Jean Part: XRF000031 | Military Green Part: XRF000034 |
| Night Train Part: XRF000022 | Raspberry Beret Part: XRF000026 | Midnight Blue Part: XRF000029 | Lemon Crush Part: XRF000032 | |

12.15. Lateral Positioning Wedge

Optional.

Lateral Positioning Wedge, pair \$30
 Part: SET123465 SEATING BENEFITS
 Available with Sport and TRU-Comfort backs. Not available on power tilt backs 16"-17"H with limited adjustability on 18" H. Not available on power recline back 19"-20"H with limited adjustability on 21"H.

12.16. Back Width Package

REQUIRED except when Omit Back Pan/Cushion is selected. Available with +/-4" of seat width.

| | | |
|---|---|---|
| Match Seat Width Selections Part: PTOINDV3468 | 14"W-16"W Package Part: XRF000037 | 18"W-22"W Package Part: XRF000039 |
| 10"W-14"W Package Part: XRF000036 | 16"W-20"W Package Part: XRF000038 | 20"W-24"W Package Part: XRF000040 |

12.17. Back Width

REQUIRED except when Omit Back Pan/Cushion is selected. Available with +/-4" of seat width.

| | | | |
|--|--|--|--|
| 12" Back Width Part: PTOINDV3562 | 17" Back Width Part: PTOINDV3565 | 20" Back Width Part: PTOINDV3568 | 24" Back Width Part: PTOINDV3571 |
| 14" Back Width Part: PTOINDV3563 | 18" Back Width Part: PTOINDV3566 | 21" Back Width Part: PTOINDV3569 | |
| 16" Back Width Part: PTOINDV3564 | 19" Back Width Part: PTOINDV3567 | 22" Back Width Part: PTOINDV3570 | |

TRU-Balance 3 Seating section continued on following page.

12. TRU-BALANCE 3 SEATING CONTINUED

S Sport Back

T TRU-Comfort Back

ST Sport or TRU-Comfort Back

SQT Sport, Q-Back, or TRU-Comfort Back

| Overall Height | Tilt or Static Width | | | | | | | | | | | Recline Width | | | | | | | | | | |
|----------------|----------------------|-----|-----|-----|-----|-----|-----|-----|-----|-----|-----|---------------|-----|-----|-----|-----|-----|-----|-----|-----|-----|-----|
| | 12" | 14" | 15" | 16" | 17" | 18" | 19" | 20" | 21" | 22" | 24" | 12" | 14" | 15" | 16" | 17" | 18" | 19" | 20" | 21" | 22" | 24" |
| 14" | T | - | - | - | - | - | - | - | - | - | - | - | - | - | - | - | - | - | - | - | - | - |
| 15" | T | - | - | - | - | - | - | - | - | - | - | - | - | - | - | - | - | - | - | - | - | - |
| 16" | S | ST | ST | ST | ST | ST | ST | ST | ST | ST | ST | - | - | - | - | - | - | - | - | - | - | - |
| 17" | S | ST | ST | ST | ST | ST | ST | ST | ST | ST | ST | - | - | - | - | - | - | - | - | - | - | - |
| 18" | - | ST | ST | ST | ST | ST | ST | ST | ST | ST | ST | - | - | - | - | - | - | - | - | - | - | - |
| 19" | - | ST | ST | SQT | ST | SQT | ST | SQT | ST | ST | ST | S | ST | ST | ST | ST | ST | ST | ST | ST | ST | S |
| 20" | - | ST | ST | SQT | ST | SQT | ST | SQT | ST | ST | ST | S | ST | ST | ST | ST | ST | ST | ST | ST | ST | S |
| 21" | - | ST | ST | SQT | ST | SQT | ST | SQT | ST | ST | ST | - | ST | ST | ST | ST | ST | ST | ST | ST | ST | ST |
| 22" | - | ST | ST | SQT | ST | SQT | ST | SQT | ST | ST | ST | - | ST | ST | SQT | ST | SQT | ST | SQT | ST | ST | ST |
| 23" | - | ST | ST | ST | ST | ST | ST | ST | ST | ST | ST | - | ST | ST | SQT | ST | SQT | ST | SQT | ST | ST | ST |
| 24" | - | ST | ST | ST | ST | ST | ST | ST | ST | ST | ST | S | - | ST | ST | SQT | ST | SQT | ST | SQT | ST | ST |
| 25" | - | ST | ST | ST | ST | ST | ST | ST | ST | ST | ST | S | - | ST | ST | SQT | ST | SQT | ST | SQT | ST | ST |
| 26" | - | ST | ST | ST | ST | ST | ST | ST | ST | ST | ST | - | - | ST | ST | ST | ST | ST | ST | ST | ST | ST |
| 27" | - | ST | ST | ST | ST | ST | ST | ST | ST | ST | ST | - | - | ST | ST | ST | ST | ST | ST | ST | ST | S |
| 28" | - | ST | ST | ST | ST | ST | ST | ST | ST | ST | ST | - | - | ST | ST | ST | ST | ST | ST | ST | ST | S |
| 29" | - | ST | ST | ST | ST | ST | ST | ST | ST | ST | ST | - | - | ST | ST | ST | ST | ST | ST | ST | ST | ST |
| 30" | - | - | - | - | - | - | - | - | - | - | - | - | - | ST | ST | ST | ST | ST | ST | ST | ST | ST |
| 31" | - | - | - | - | - | - | - | - | - | - | - | - | - | ST | ST | ST | ST | ST | ST | ST | ST | ST |
| 32" | - | - | - | - | - | - | - | - | - | - | - | - | - | ST | ST | ST | ST | ST | ST | ST | ST | ST |

Sport, Q-Back, and TRU-Comfort Back Availability Chart

12.18. Overall Back Height

Static Seat and Power Tilt available height range: 14"-25"H. Odd heights include 4" gap and even heights include 3" gap between seat pan and bottom of back cushion. Power Recline available height range: 19"-28"H. Odd heights include 6" gap and even heights include 7" gap. See the Sport and TRU-Comfort back availability chart for stock order back size ranges.

| | | | | |
|--|--|--|--|--|
| 14" Height Part: SETHGHT1027 | 17" Height Part: SETHGHT1030 | 20" Height Part: SETHGHT1033 | 23" Height Part: SETHGHT1036 | 26" Height Part: SETHGHT1039 |
| 15" Height Part: SETHGHT1028 | 18" Height Part: SETHGHT1031 | 21" Height Part: SETHGHT1034 | 24" Height Part: SETHGHT1037 | 27" Height Part: SETHGHT1040 |
| 16" Height Part: SETHGHT1029 | 19" Height Part: SETHGHT1032 | 22" Height Part: SETHGHT1035 | 25" Height Part: SETHGHT1038 | 28" Height Part: SETHGHT1041 |

12.19. Power Tilt Privacy Flap

Optional. A privacy flap is standard with power recline systems. This selection is to add a flap for power tilt only systems.

| | |
|---|--|
| Privacy Flap, 9.75"\$40 Part: DWR1044E456B | Privacy Flap, 12.75"\$40 Part: DWR1044E456A |
|---|--|

13. TRU-BALANCE 3 ARMRESTS

REQUIRED. Select the desired type of armrest below. Please read notes to ensure seating compatibility. Be sure to also select an armrest size and armpad type.

13.1a. Flip-Back, 8"-16" H Armrests

Choose a left and right armrest and set height in the following section. Not available with waterfall armpads. Not available with Back Cane Option.

| |
|--|
| L R Flip-Back, 8"-16"H Armrests\$145 ea. Left part: ARM1806662. Right part: ARM1806663 |
|--|

Armrest Support

Optional. Available up to 2" difference between seat and back width via endomorph or mesomorph configuration. Not available less than 16" width seat or back.

| |
|---|
| L R Flip-Back Armrest Downpost\$115 ea. Left part: XRF000265. Right part: XRF000266 |
|---|

13.1b. Two-Post, Height Adjustable, Removable Armrests

Select the armrest and set the left and right heights in the following section. These armrests may interfere with offset backs/ back canes.

1a. Two-Post Armrest

| | |
|--|--|
| L R Full Length, Two-Post Armrest\$145 ea. Left part: XRF000047. Right part: XRF000048 | L R Desk Length, Two-Post Armrest\$145 ea. Left part: XRF000049. Right part: XRF000050 |
|--|--|

TRU-Balance 3 Armrest section continued on following page.

13. TRU-BALANCE 3 ARMRESTS CONTINUED

13.1c. Height Adjustable, Removable, Heavy Duty Armrests

Select a type of HD removable armrests and the set height in the following section. Only one height package is selectable as a normal configuration. Payer coding, coverage, and bundling guidelines may apply.

8"-12"H, Single Post, Height Adjustable, Removable,\$130 ea.
Heavy Duty (Sold in pairs)
Part: XRF000055.

10"-14"H, Single Post, Height Adjustable, Removable,.....\$130 ea.
Heavy Duty (Sold in pairs)
Part: XRF000056.

13.2. Armrest Height

REQUIRED. Set left and right armrest height. Note the available height range in the option description.

1. Left Armrest Height

| | | | | |
|---------------------|----------------------|----------------------|----------------------|----------------------|
| 8" H PTOINDV3535 | 10" H PTOINDV3537 | 12" H PTOINDV3539 | 14" H PTOINDV3541 | 16" H PTOINDV3543 |
| 9" H PTOINDV3536 | 11" H PTOINDV3538 | 13" H PTOINDV3540 | 15" H PTOINDV3542 | |

2. Right Armrest Height

| | | | | |
|---------------------|----------------------|----------------------|----------------------|----------------------|
| 8" H PTOINDV3450 | 10" H PTOINDV3452 | 12" H PTOINDV3454 | 14" H PTOINDV3456 | 16" H PTOINDV3458 |
| 9" H PTOINDV3451 | 11" H PTOINDV3453 | 13" H PTOINDV3455 | 15" H PTOINDV3457 | |

13.3. Armrest Size

REQUIRED. Select a left (L) and right (R) armrest size. This also affects armpad selection.

L R **10" Length**
L part: XRF000057. R part: XRF000123

L R **14" Length**
L part: XRF000058. R part: XRF000124

L R **17" Length**
L part: XRF000059. R part: XRF000125
Only available with Flip-Back, 8"-16" H
Armrests and straight arm pads.

14. TRU-BALANCE 3 ARMPADS

REQUIRED. Please note that waterfall and gel armpads may cause interference with the seat back.

14.1a. Omit Armpad

Select one below if aftermarket armpads or handpads are required. See [Positioning Components Order Form](#).

No Armpad Selection..... No Charge
Part: XRF000060
Not available with Flip-back, 8"-16" H armrests.

Interface for Aftermarket Pad No Charge
Part: ARM1806928
Only available with Flip-back, 8"-16" armrests.

14.1b. Foam Armpads

L R **Straight, Armpad** Standard
Left part: XRF000061. Right part: XRF000126

L R **Waterfall, Armpad** No Charge
Left part: XRF000062. Right part: XRF000127
Not available with Flip-back, 8"-16" armrests.

14.1c. Gel Armpads

Sold only in pairs. Armpads are 3" wide. Manufacturer part number for full length is 314G and desk length is 310G.

a. Falcon Gel Armpads for Flip-Back Armrests

Falcon Gel, Full Length Left and Right \$300
Part: ARM1806807 **NOT COVERED BY AADL**

Falcon Gel, Desk Length Left, Full Length Right..... \$300
Part: ARM1806810 **NOT COVERED BY AADL**

Falcon Gel, Full Length Left, Desk Length Right..... \$250
Part: ARM1806813 **NOT COVERED BY AADL**

Falcon Gel, Desk Length Left and Right \$250
Part: ARM1806806 **NOT COVERED BY AADL**

b. Falcon Gel Armpads for Tube Style Armrests

Falcon Gel, Full Length Left and Right \$300
Part: ARM136438 **NOT COVERED BY AADL**

Falcon Gel, Desk Length Left, Full Length Right..... \$300
Part: ARM136439 **NOT COVERED BY AADL**

Falcon Gel, Full Length Left, Desk Length Right..... \$250
Part: ARM136442 **NOT COVERED BY AADL**

Falcon Gel, Desk Length Left and Right \$200
Part: ARM136437 **NOT COVERED BY AADL**

15. TRU-BALANCE 3 ARMREST BRACKETS

15.1. Joystick Bracket

REQUIRED.

Standard Fixed Receiver Standard
Part: XRF000063

Stealth Height Adjustable Receiver \$194
Part: XRF000064



15.2. Side Track Accessory Bracket for Flip-Back Armrests

Optional. Only available with flip-back, 8"-16" H armrests. This adds a 47mm channel to the side of the armrest to allow mounting of accessories with t-nuts.

Flip-Back Armrest, Side Track Accessory Bracket \$25
Part: MEC1809178 **NOT COVERED BY AADL**

16. TRU-BALANCE 3 HEADRESTS

Optional. Select a headrest pad and bracket.

16.1a. Headrests, Comfort Plus with Cool Core

1. Headrest Pads

Stealth 8" Comfort Plus, Cool Core (CP08CCFPM) \$221
 Part: ST-CP08CCFPM-Q. **AADL CODE V081**

Stealth 14" Comfort Plus, Cool Core (CP14CCFPM) \$221
 Part: ST-CP14CCFPM-Q. **AADL CODE V081**

Stealth 10" Comfort Plus, Cool Core (CP10CCFPM) \$221
 Part: ST-CP10CCFPM-Q. **AADL CODE V081**

Stealth 6", Comfort Plus, Cool Core (CP06CCFPM) \$221
 Part: ST-CP06CCFPM-Q. **AADL CODE V081**

2. Headrest Brackets

Comfort Plus Headrest Mounting Bracket, UniLink \$481
 Part: ST-UHB2D33200-Q. **AADL CODE N535**

17. LAP BELTS

REQUIRED. Select a lap belt below.

17.1a. Standard Lap Belts

38" Lap Belt Part: ACCBELT1006 50" Lap Belt Part: ACCBELT1000 60" Lap Belt Part: ACCBELT1002 70" Lap Belt Part: ACCBELT1003 80" Lap Belt Part: ACCBELT1004 90" Lap Belt Part: ACCBELT1001

17.1b. Optional Lap Belts

Stealth Retractable Lap Belt (IFRB5350) \$175
 Part: ST-IFRB5350 **NOT COVERED BY AADL**

Stealth Positioning, 60" Single Pull, Push Button, Extra Large. \$134
 Padded (11.5"), 2" Belt (IFPB5315)
 Part: ST-IFPB5315-Q **AADL CODE N527**

Stealth Positioning, 60" Single Pull, Push Button, Medium \$134
 (7.5") Padded, 1.5" Belt (IFPB5213)
 Part: ST-IFPB5213-Q **AADL CODE N527**

60" Sure-Lok Lap Belt (Non-retractable) \$200
 Required with ISO 7176-19 Compliant Transit Option.
 Part: ACCBELT1016 **NOT COVERED BY AADL**

Stealth Positioning, 60" Single Pull, Push Button, Large \$134
 Padded (9.5"), 2" Belt (IFPB5314)
 Part: ST-IFPB5314-Q **AADL CODE N527**

18. TRU-BALANCE 3 LEGREST CONTROLS

Optional. Specific power legrest options are selected later in this form. Select the control type here, if power legrests are desired, to assist the selection of the power positioning electronics.

Independent Legrests (adds 2 actuator control requirement)
 Part: XRF000108

Articulating Foot Platform (adds 1 actuator control requirement)
 Part: XRF000110

Combined Legrests (adds 2 actuator control requirement)
 Part: XRF000109

19. LEGRESTS

Optional. All efforts will be made to accommodate legrest length selection, but minor changes may need to be made to meet shipping guidelines. Some adjustments may be needed upon receipt of the unit. Reference the section's compatibility matrix for legrest interference.

19.1c. Center Mount Foot Platform

If power articulating foot platform is selected, be sure power legrest control has been selected in earlier section. Select legrest length in following section.

1. Center Mount Foot Platform Type

- Power Articulating Foot Platform \$3,145
Part: PTOINDV3754. **NOT COVERED BY AADL**
- Quick Adjustable Center Mount Foot Platform..... \$265
Part: XRF000311. HCPCS: K0040

2. Extension and Angle Adjustable Footplates

Pediatric extensions are not compatible with Power Articulating Foot Platform.

- Pediatric Extension, 5"x6" Footplates
Part: RIG152577
- Pediatric Extension, 5"x8" Footplates
Part: RIG152578
- Medium Extension, 5"x6" Footplates
Part: RIG150206
- Medium Extension, 5"x8" Footplates
Part: RIG150203
- Medium Extension, 5"x11" Footplates
Part: RIG150212
- Long Extension, 5"x6" Footplates
Part: RIG151505
- Long Extension, 5"x8" Footplates
Part: RIG151506
- Long Extension, 5"x11" Footplates
Part: RIG151508

| Medium | Long |
|------------------------------|---------|
| 11"-17" | 14"-20" |
| Power AFP Extension Range | |

| Pediatric | Medium | Long |
|---|-----------|---------|
| 8.5"-12.5" | 11"-16.5" | 14"-20" |
| Quick Adj Center Mount Extension Range | | |

3a. Center Mount Calf Pads

Calf pads are standard with a power articulating foot platform.

- Small Calf Pads, AFP Only, 6"Wx6"H (pair) Standard
Part: RIGASMB7120018
- Small Calf Pads, Manually Adjustable Center Mount Only, \$210
6"Wx6"H (pair)
Part: XRF000156
- Large Calf Pads, AFP Only, 8" taper to 6"Wx8"H (pair) ... No Charge
Part: RIGASMB7120019
- Large Calf Pads, Manually Adjustable Center Mount Only, \$210
8" taper to 6"Wx8"H (pair)
Part: XRF000157

3b. Center Mount Calf Panel

Calf pads are standard with a power articulating foot platform.

- Small Calf Panel 18"Wx8"H..... \$210
Part: FRMASMB7110012
- Large Calf Panel 24"Wx8"H \$265
Part: RIG123824
Only available on widths of 20" or greater.

4. Center Mount Modular Footplate Extension Components

Optional. Assembly required. May require seating configuration adjustments to avoid front caster interference.

- Width Extension for 8"D Footplates \$55
Part: RIG152517 AADL Code V619
- Width Extension for 11"D Footplates \$55
Part: RIG152518 AADL Code V619
- 2" Bell-Shaped Length Extension \$55
Part: RIG152519 AADL Code V619
Not compatible with width extensions. Can be used with 6" outside edge with 11" footplates.
- 4" Outside Edge (pair) \$55
Part: RIG152510 AADL Code V619
Only available with 6"D footplates and 8"D footplate extension.
- 6" Outside Edge (pair) \$55
Part: RIG152516 AADL Code V619
Available with 8"D and 11"D footplates and 11"D footplate extension.

Legrests section continued on following page.

19. LEGRESTS CONTINUED

5. Center Mount Additional Accessories

- Small Reversed Dartex Calf Pad Cover (pair) \$150
Part: RIG133717 **NOT COVERED BY AADL**
- Large Reversed Dartex Calf Pad Cover (pair) \$150
Part: RIG133719 **NOT COVERED BY AADL**
- Small Reversed Dartex Panel Cover (pair) \$150
Part: RIG134673 **NOT COVERED BY AADL**
- Large Reversed Dartex Panel Cover (pair) \$150
Part: RIG134744 **NOT COVERED BY AADL**
- Small Foam Calf Pad Cover (pair) \$150
Part: ST-CSCS0775-Q **NOT COVERED BY AADL**
- Large Foam Calf Pad Cover (pair) \$150
Part: ST-CSCS0985-Q **NOT COVERED BY AADL**

- Small Foam Panel Cover (pair) \$150
Part: ST-CSCP0920-Q **NOT COVERED BY AADL**
- Large Foam Panel Cover (pair) \$150
Part: ST-CSCP0927-Q **NOT COVERED BY AADL**
- Footplate Connector \$55
Part: RIGASMB7120023 **NOT COVERED BY AADL**
- Footplate Riser \$150
Part: XRF000348 **NOT COVERED BY AADL**
Not available with Long Extension. Select legrest length between 2" to 9" at 1" increments.

6. Stealth Gel Footplate Covers

- 5"x8" Tapered Gel Footplate Covers \$346
Part: ST-FPG5008T-Q. **NOT COVERED BY AADL**
- 5"x11" Tapered Gel Footplate Covers \$346
Part: ST-FPG5011T-Q. **NOT COVERED BY AADL**

- 5"x8" Tapered Gel Footplate Covers for Width Extension \$346
Part: ST-FPG6508T-Q. **NOT COVERED BY AADL**
- 5"x11" Tapered Gel Footplate Cover for Width Extension \$346
Part: ST-FPG7011T-Q. **NOT COVERED BY AADL**

19.1c. Swing-Away Legrests

Select a legrest upper, a legrest extension, and type of footplate. Pair (P), left (L), and right (R) configurations are selected by checking the appropriate boxes.

1a. 60°-90° Swing-Away Legrest Upper

Adjustable in 5° increments.

- | | | |
|---|---|---|
| P | L | R |
|---|---|---|

 60°-90° Swing-Away Legrest \$285
 Pair part: RIG120062. Left: FRMASMB17558.
 Right: FRMASMB17559
 Not available with 11"-13" extensions.
- | | | |
|---|---|---|
| P | L | R |
|---|---|---|

 60°-90° Swing-Away Legrest, Short \$285
 Pair part: RIG136481. Left: RIG132607.
 Right: RIG132609.
 For use only with 11"-13" lower extensions.

| 60°-90° Swing-Away Legrest Compatibility Matrix | Power Recline or Static Seat | | | Power Tilt | | | Power Lift | | |
|--|---------------------------------|------|------|------------|------|------|------------|------|------|
| | Low | Med. | High | Low | Med. | High | Low | Med. | High |
| Extruded, 11"-16.5" | ! | ✓ | ✓ | ✓ | ✓ | ✓ | ✓ | ✓ | ✓ |
| Extruded, 13"-16.5" | ! | ✓ | ✓ | ✓ | ✓ | ✓ | ✓ | ✓ | ✓ |
| Extruded, 15.5"-19.5" | ! | ! | ! | ! | ! | ! | ! | ! | ✓ |
| Angle Adjustable, 13"-16.5" | ! | ✓ | ✓ | ✓ | ✓ | ✓ | ✓ | ✓ | ✓ |
| Angle Adjustable, 15.5"-19.5" | ! | ! | ! | ! | ! | ! | ! | ! | ✓ |
| Multi-Axis, 11"-16.5" | ! | ✓ | ✓ | ✓ | ✓ | ✓ | ✓ | ✓ | ✓ |
| Multi-Axis, 15.5"-19.5" | ! | ! | ! | ! | ! | ! | ! | ! | ✓ |
| 11"-13" extension causes no interference at all seat-to-floor heights. | | | | | | | | | |

- | |
|---|
| ✓ |
|---|

 This rigging configuration causes no interference issues at this seat-to-floor height.
- | |
|---|
| ! |
|---|

 This rigging configuration may have less than 1.75" clearance when fully extended and may interfere with the ground or reduce obstacle climbing ability.

Legrests section continued on following page.

19. LEGRESTS CONTINUED

2. Lower Extension

- | | | | |
|---|---|---|---|
| <p><input type="checkbox"/> <input type="checkbox"/> <input type="checkbox"/> 11"-13" Length Pair part: XRF000088. Left: XRF000089. Right: XRF000090. N/A with Multi-axis.</p> | <p><input type="checkbox"/> <input type="checkbox"/> <input type="checkbox"/> 11"-16.5" Length Pair part: XRF000091. Left: XRF000092. Right: XRF000093. Multi-Axis only.</p> | <p><input type="checkbox"/> <input type="checkbox"/> <input type="checkbox"/> 13"-16.5" Length Pair part: XRF000094. Left: XRF000095. Right: XRF000096. N/A with Multi-Axis.</p> | <p><input type="checkbox"/> <input type="checkbox"/> <input type="checkbox"/> 15.5"-19.5" Length Pair part: XRF000097. Left: XRF000098. Right: XRF000099. N/A with Multi-Axis.</p> |
|---|---|---|---|

3a. Extruded Footplate(s)

- | | |
|---|---|
| <p><input type="checkbox"/> <input type="checkbox"/> <input type="checkbox"/> 7.25"Wx6"D Extruded Footplate..... Standard Part pair: FRMASMB7847. Left: FRMASMB7861 Right: FRMASMB7862</p> | <p><input type="checkbox"/> <input type="checkbox"/> <input type="checkbox"/> 8.5"Wx6"D Extruded Footplate Standard Part pair: FRMASMB7848. Left: FRMASMB7863 Right: FRMASMB7864 May cause interference on seat widths less than 18."</p> |
|---|---|

3b. Swing-Away Legrest, Angle Adjustable Footplate(s) with Heel Loops

- ¹The 6"x11" footplates may cause interference with seat widths less than 18". ²The 8"x11" footplates may cause interference with seat widths less than 20".
- | | |
|---|--|
| <p><input type="checkbox"/> <input type="checkbox"/> <input type="checkbox"/> 4"Wx6"D \$87.50 ea. Pair part: FRMASMB10564. Left: RIG133537. Right: RIG133560</p> <p><input type="checkbox"/> <input type="checkbox"/> <input type="checkbox"/> 5"Wx6"D..... \$87.50 ea. Pair part: FRMASMB10565. Left: RIG133538. Right: RIG133561</p> <p><input type="checkbox"/> <input type="checkbox"/> <input type="checkbox"/> 5"Wx8"D \$87.50 ea. Pair part: FRMASMB10566. Left: RIG133539. Right: RIG133562</p> | <p><input type="checkbox"/> <input type="checkbox"/> <input type="checkbox"/> 6"Wx8"D¹ \$87.50 ea. Pair part: FRMASMB10567. Left: RIG133540. Right: RIG133563</p> <p><input type="checkbox"/> <input type="checkbox"/> <input type="checkbox"/> 6"Wx11"D¹ \$87.50 ea. Pair part: FRMASMB10568. Left: RIG133541. Right: RIG133564</p> <p><input type="checkbox"/> <input type="checkbox"/> <input type="checkbox"/> 8"Wx11"D² \$87.50 ea. Pair part: FRMASMB10569. Left: RIG133542. Right: RIG133565</p> |
|---|--|

3c. Swing Away Legrest, Multi-Axis Footplate(s) with Heel Loops

- ¹The 6"x11" footplates may cause interference with seat widths less than 18". ²The 8"x11" footplates may cause interference with seat widths less than 20".
- | | |
|--|---|
| <p><input type="checkbox"/> <input type="checkbox"/> <input type="checkbox"/> 4"Wx6"D \$260 ea. Pair part: FRMASMB9456. Left: RIG133531. Right: RIG133552</p> <p><input type="checkbox"/> <input type="checkbox"/> <input type="checkbox"/> 5"Wx6"D..... \$260 ea. Pair part: FRMASMB9457. Left: RIG133532. Right: RIG133553</p> <p><input type="checkbox"/> <input type="checkbox"/> <input type="checkbox"/> 5"Wx8"D \$260 ea. Pair part: FRMASMB9458. Left: RIG133533. Right: RIG133554</p> | <p><input type="checkbox"/> <input type="checkbox"/> <input type="checkbox"/> 6"Wx8"D¹ \$260 ea. Pair part: FRMASMB9459. Left: RIG133534. Right: RIG133555</p> <p><input type="checkbox"/> <input type="checkbox"/> <input type="checkbox"/> 6"Wx11"D¹ \$260 ea. Pair part: FRMASMB9460. Left: RIG133535. Right: RIG133558</p> <p><input type="checkbox"/> <input type="checkbox"/> <input type="checkbox"/> 8"Wx11"D² \$260 ea. Pair part: FRMASMB9461. Left: RIG133536. Right: RIG133559</p> |
|--|---|

4. Swing-Away Legrest Accessories

- Gel Neoprene Footrest Sleeve (pair) \$130
 Part: INDPART2243. HCPCS: K0108

19.1d. 70° Power Articulating, Swing Away Legrests

4" of articulating range. Be sure power legrest control has been selected in previous section. Select an upper extension type and footplate. Pair (P), left (L), and right (R) configurations are selected by checking the appropriate boxes. Select legrest length in following section.

1. Articulating Legrest Upper Assembly

- | | |
|--|--|
| <p><input type="checkbox"/> <input type="checkbox"/> <input type="checkbox"/> 70° Articulating, Swing-Away..... \$1,432.50 ea. Legrest with 14.5"-18" Extension NOT COVERED BY AADL</p> | <p><input type="checkbox"/> <input type="checkbox"/> <input type="checkbox"/> 70° Articulating, Swing-Away..... \$1,432.50 ea. Legrest with 11"-13" Extension NOT COVERED BY AADL</p> |
|--|--|

| 70° Power Articulating, Swing-Away Legrest Compatibility Matrix | Power Recline or Static Seat | | | Power Tilt | | | Power Lift | | |
|---|------------------------------|------|------|------------|------|------|------------|------|------|
| | Low | Med. | High | Low | Med. | High | Low | Med. | High |
| Angle Adjustable, 11"-13" | ✓ | ✓ | ✓ | ✓ | ✓ | ✓ | ✓ | ✓ | ✓ |
| Angle Adjustable, 14.5"-18" | ! | ! | ! | ! | ! | ! | ! | ! | ! |

- This rigging configuration causes no interference issues at this seat-to-floor height.
- This rigging configuration may have less than 1.75" clearance when fully extended and may interfere with the ground or reduce obstacle climbing ability.

Legrests section continued on following page.

19. LEGRESTS CONTINUED

2. Angle Adjustable Footplate with Heel Loop and Wheel Bumper

¹The 6"x11" footplates may cause interference with seat widths less than 18". ²The 8"x11" footplates may cause interference with seat widths less than 20".

- | | | |
|--|--|---|
| <p><input type="checkbox"/> <input type="checkbox"/> <input type="checkbox"/> 4"Wx6"D Pair part: FRMASMB7448. Left part: RIG133543. Right part: RIG133566.</p> | <p><input type="checkbox"/> <input type="checkbox"/> <input type="checkbox"/> 5"Wx8"D Pair part: FRMASMB7450. Left part: RIG133545. Right part: RIG133568.</p> | <p><input type="checkbox"/> <input type="checkbox"/> <input type="checkbox"/> 6"Wx11"D¹ Pair part: FRMASMB7452. Left part: RIG133548. Right part: RIG133570.</p> |
| <p><input type="checkbox"/> <input type="checkbox"/> <input type="checkbox"/> 5"Wx6"D Pair part: FRMASMB7449. Left part: RIG133544. Right part: RIG133567.</p> | <p><input type="checkbox"/> <input type="checkbox"/> <input type="checkbox"/> 6"Wx8"D¹ Pair part: FRMASMB7451. Left part: RIG133547. Right part: RIG133569.</p> | <p><input type="checkbox"/> <input type="checkbox"/> <input type="checkbox"/> 8"Wx11"D² Pair part: FRMASMB7453. Left part: RIG133549. Right part: RIG133571.</p> |

3. Power Articulating, Swing-Away Legrest Accessories

Calf Pad (pair) 6"Wx6"H..... No Charge
 Part: MEC153735

19.1e. Elevating Legrests

Select a legrest upper, a legrest extension, and type of footplate. Pair (P), left (L), and right (R) configurations are selected by checking the appropriate boxes. Select legrest length in following section.

1. Elevating Legrests Upper

Elevating Legrest Assembly \$275 ea.
 Pair part: FRMASMB6483. Left: RIG138012
 Right: RIG138013. E0990
 Select lower extension and footplates

2. Lower Extension

- | | |
|--|---|
| <p><input type="checkbox"/> <input type="checkbox"/> <input type="checkbox"/> 11"-14" Length Pair: FRMASMB4755 Left: RIG138026 Right: RIG138030 For reinforced only</p> | <p><input type="checkbox"/> <input type="checkbox"/> <input type="checkbox"/> 14"-17" Length Pair: FRMASMB4756 Left: RIG138033 Right: RIG138035 For reinforced only</p> |
| <p><input type="checkbox"/> <input type="checkbox"/> <input type="checkbox"/> 12"-14.5" Length Pair part: XRF000101. Left: XRF000102. Right: XRF000103. For angle adjustable only</p> | <p><input type="checkbox"/> <input type="checkbox"/> <input type="checkbox"/> 14.5"-18" Length Pair part: XRF000104. Left: XRF000105. Right: XRF000106 For angle adjustable only</p> |

| Elevating Legrest Compatibility Matrix | Power Recline or Static Seat | | | Power Tilt | | | Power Lift | | |
|--|------------------------------|------|------|------------|------|------|------------|------|------|
| | Low | Med. | High | Low | Med. | High | Low | Med. | High |
| Reinforced, 11"-14" | ✓ | ✓ | ✓ | ✓ | ✓ | ✓ | ✓ | ✓ | ✓ |
| Reinforced, 14"-17" | ! | ! | ✓ | ! | ✓ | ✓ | ✓ | ✓ | ✓ |
| Angle Adjustable, 12"-14.5" | ✓ | ✓ | ✓ | ✓ | ✓ | ✓ | ✓ | ✓ | ✓ |
| Angle Adjustable, 14.5"-18" | ! | ! | ! | ! | ✓ | ! | ! | ✓ | ✓ |

This rigging configuration causes no interference issues at this seat-to-floor height.
 This rigging configuration may have less than 1.75" clearance when fully extended and may interfere with the ground or reduce obstacle climbing ability.

3a. Reinforced Cast Footplate(s)

- | | |
|---|---|
| <p><input type="checkbox"/> <input type="checkbox"/> <input type="checkbox"/> 7.25"Wx6"D Reinforced Footplate..... Standard Pair part: FRMASMB4748. Left: RIG138055. Right: RIG138056</p> | <p><input type="checkbox"/> <input type="checkbox"/> <input type="checkbox"/> 8.5"Wx6"D Reinforced Footplate Standard Pair part: FRMASMB4747. Left: RIG138060. Right: RIG138062 May cause interference on seat widths less than 18."</p> |
|---|---|

3b. Angle Adjustable Footplate(s)

¹The 6"x11" footplates may cause interference with seat widths less than 18". ²The 8"x11" footplates may cause interference with seat widths less than 20". ³4"x6" and 5"x6" footplates are only available in pairs.

- | | |
|--|---|
| <p><input type="checkbox"/> <input type="checkbox"/> <input type="checkbox"/> 4"Wx6"D \$87.50 ea. Pair parts: FRMASMB8812 x2.</p> | <p><input type="checkbox"/> <input type="checkbox"/> <input type="checkbox"/> 6"Wx8"D¹ Footplates with Heel Loops \$87.50 ea. Pair part: FRMASMB4738. Left: RIG137793. Right: RIG137795</p> |
| <p><input type="checkbox"/> <input type="checkbox"/> <input type="checkbox"/> 5"Wx6"D..... \$87.50 ea. Pair parts: FRMASMB8811 x2.</p> | <p><input type="checkbox"/> <input type="checkbox"/> <input type="checkbox"/> 6"Wx11"D¹ Footplates with Heel Loops \$87.50 ea. Pair part: FRMASMB4741. Left: RIG137796. Right: RIG137797</p> |
| <p><input type="checkbox"/> <input type="checkbox"/> <input type="checkbox"/> 5"Wx8"D Footplates with Heel Loops \$87.50 ea. Pair part: FRMASMB4735. Left: RIG137791. Right: RIG137792</p> | <p><input type="checkbox"/> <input type="checkbox"/> <input type="checkbox"/> 8"Wx11"D² Footplates with Heel Loops \$87.50 ea. Pair part: FRMASMB4744. Left: RIG137798. Right: RIG137799</p> |

19.2. Legrest Accessories

Heel Loops (pair)..... \$35
 Part: FRMASMB7873. HCPCS: E0951
 Standard on angle adjustable and multi axis footplates when noted.

Wheel Bumper \$15 ea.
 Part: XRF000100

20. SET LEGREST LENGTH

REQUIRED with matching left and right legrest configuration. Part number is PTOINDV plus number following # below. All efforts will be made to accommodate legrest length selection, but minor changes may need to be made to meet shipping guidelines. Some adjustments may be needed upon receipt of the unit. Reference the section's compatibility matrix for legrest interference. Non-matching or individual legrest configurations lengths are not set by the manufacturer.

| | | | | | | | | | | |
|----------------|----------------|-----------------|-----------------|-----------------|-----------------|-----------------|-----------------|-----------------|-----------------|-----------------|
| 7" L (#3470) | 8.5" L (#3473) | 10" L (#3476) | 11.5" L (#3479) | 13" L (#3482) | 14.5" L (#3485) | 16" L (#3488) | 17.5" L (#3491) | 19" L (#3494) | 20.5" L (#3497) | 22" L (#3669) |
| 7.5" L (#3471) | 9" L (#3474) | 10.5" L (#3477) | 12" L (#3480) | 13.5" L (#3483) | 15" L (#3486) | 16.5" L (#3489) | 18" L (#3492) | 19.5" L (#3495) | 21" L (#3498) | 22.5" L (#3670) |
| 8" L (#3472) | 9.5" L (#3475) | 11" L (#3478) | 12.5" L (#3481) | 14" L (#3484) | 15.5" L (#3487) | 17" L (#3490) | 18.5" L (#3493) | 20" L (#3496) | 21.5" L (#3600) | |

21. TRU-BALANCE 3 POWER POSITIONING ELECTRONICS

REQUIRED with power seating or legrest options. Select one option from section 21.1 or 21.3.



21.1b. NE+ 6 Key Controls through Joystick

Single or Dual Actuator Control Through NE+ Joystick No Charge
 Part: XRF000065

21.1c. Q-Logic 3 Controls through Joystick

Single Actuator Through Q-Logic 3 Controller and Interface (AM)..... No Charge

2 Actuators Through Q-Logic 3 Controller and Interface (AM)\$1,250
 Not funded by ADP

3 Actuators Through Q-Logic 3 Controller and Interface (AM) \$1,500
 Not funded by ADP

Up to 5 Actuators Through Q-Logic 3 Controller and Interface (AAM).....\$1,675
 ADP: SECX15005

1. Optional Switch Control

Available with Q-Logic 3 only. 4-Way switches will be mounted to same side of joystick.

4-Function Push Button.....\$225
 Part: CTL123218 **NOT COVERED BY AADL**
 See next section for switch mounting.
 Only available with AAM.

4-Way Toggle.....\$575
 Part: ELEASMB5925 **NOT COVERED BY AADL**
 Only available with AAM.

4-Way Button Toggle.....\$575
 Part: ELEASMB5926 **NOT COVERED BY AADL**
 Only available with AAM.

iAccess Flat Button.....\$575
 Part: CTL144009 **NOT COVERED BY AADL**
 See next section for switch mounting.

iAccess Toggle Button.....\$575
 Part: CTL144010 **NOT COVERED BY AADL**
 See next section for switch mounting.

21.2. 4-Function Push Button/iAccess Mount

REQUIRED with 4-Function Push Button or iAccess options.

Joystick Mount No Charge
 Part: MEC1907500

Attendant Mount \$35
 Part: MEC1906564 **NOT COVERED BY AADL**

Under Arm Mount, Flip-Back Armrest..... No Charge
 Part: MEC1906531

Under Arm Mount, Flip-Back Armrest, plus iAccess Guard \$35
 Part: MEC2001400 **NOT COVERED BY AADL**

Under Arm Mount, Tube Style Armrest No Charge
 Part: MEC1906530

Under Arm Mount, Tube Style Armrest, plus iAccess Guard \$35
 Part: MEC2001401 **NOT COVERED BY AADL**

1. Under Arm Mount Side Selection

Left Side Under Arm Mount
 Part: PTOINDV3678

Right Side Under Arm Mount
 Part: PTOINDV3679

22. TRU-BALANCE 3 ATTENDANT CONTROL

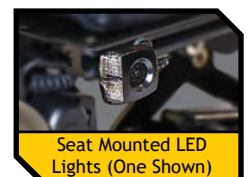
Optional. *Attendant control will be at no charge when ordered with Tilt and Recline. Mounting bracket is included.

Attendant Control \$950
 Part: XRF000078. **PRIOR APPROVAL FROM AADL REQUIRED**

23. SEAT MOUNTED LED LIGHTS

Optional. Requires NE+ 8 Key or Q-Logic 3 Joystick for Full Light Package or Q-Logic 3e Joystick.

Seat Mounted, LED, Full Light Package \$770
 Part: XRF000130 **NOT COVERED BY AADL**
 Not available with Base Mounted, LED, Full Light Package.

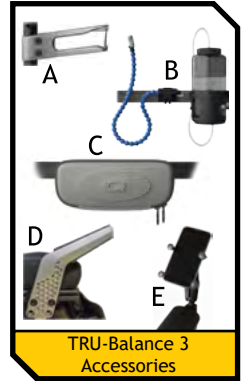


24. PROVIDER INSTALLED ACCESSORIES

Optional. Multiple accessories can be mounted along the various tracks but some interference may occur.

- Privacy Bag..... \$80
Part: ACC1907570 **NOT COVERED BY AADL**
- TRU-Balance 3 Cane/Crutch Holder \$100
Part: ACC152515. **NOT COVERED BY AADL**
- Quantum Backpack\$200
Part: ACC1905853 **NOT COVERED BY AADL**
- Transfer Handle (D)..... \$305
Part: MEC1809930. **NOT COVERED BY AADL**
Not available with Heavy Duty armrests.
- TRU-Balance 3 Cup Holder..... \$20
Part: ACC125003 **NOT COVERED BY AADL**
For use with TRU-Balance 3 (track style) armrests.
- Cup Holder (Tube-style Armrest)..... \$20
Part: ACCASMB2634 **NOT COVERED BY AADL**
For use with tube-style armrests.
- TRU-Balance 3 Personal Item Hook..... \$20
Part: ACC125008 **NOT COVERED BY AADL**
Not available with back cane option.
- TRU-Balance 3 Reflector Kit..... \$35
Part: ACC124670 **NOT COVERED BY AADL**
- TRU-Balance 3 Backpack Holder (Pair) (A) \$42
Part: ACC147774 **NOT COVERED BY AADL**
Not available with back cane option.
- TRU-Balance 3 Front Mounted \$95
Cell Phone/ Media Holder, X-Grip (E)
Part: ACC155835 **NOT COVERED BY AADL**
Not available with Heavy Duty armrests.
- TRU-Balance 3 Rear View Mirror \$35
Part: ACC155833 **NOT COVERED BY AADL**
Not available with Heavy Duty armrests.
- TRU-Balance 3 Oxygen Holder..... \$110
Part: ACC125006. **NOT COVERED BY AADL**
Includes accessory bar, a credit will be applied PTOIN-DV3769.
- TRU-Balance 3 Clothing Guard (Pair) \$275
Part: ACC125007 **NOT COVERED BY AADL**

- Not available with Heavy Duty armrests.
- TRU-Balance 3 Glove Box (C)..... \$85
Part: ACC125011 **NOT COVERED BY AADL**
- Stealth Large Tablet Holder\$565
Part: ACC141818 **NOT COVERED BY AADL**
Not available with Heavy Duty armrests.
- Trilogy Vent Tray.....\$420
Part: ACC136791. **NOT COVERED BY AADL**
Includes accessory bar, a credit will be applied PTOIN-DV3769. Contact custom for models other than 100 and 200.
- Compact Vent Tray\$1,395
Part: ACC133889. **NOT COVERED BY AADL**
- VOCSN Vent Tray \$1,000
Part: ACC2000162 **NOT COVERED BY AADL**
- Push Handles (pair)..... \$140
Part: ACC2005027 **NOT COVERED BY AADL**
Not available with oxygen holder, back cane option, or vent tray.
- Accessory Bar..... \$90
Part: ACC1909634 **NOT COVERED BY AADL**
Horizontal rail attached to rear of seat. Standard with the Trilogy vent tray and oxygen holder. Not available with back cane option.
- Large, Black, Weather Cover.....\$240
Part: ACCCOVR1021 **NOT COVERED BY AADL**
- Q-Logic EX/NE Programmer \$625
Part: ELEASMB6976 **NOT COVERED BY AADL**



27. ALTERNATIVE CONTROLS AND ELECTRONICS

Optional. Select a type of specialty controls below. More options are available on the [Alternative Controls and Electronics order form](#).

27.1. Enhanced Display

Q-Logic 3 Enhanced Display Kit..... \$2,045
 Part: CTL167726

Select a color option below. Includes enhanced display, flexible gooseneck and mounting bracket. Features: 3.5" LCD display; up to 5 profiles to control drive, seat, and auxiliary functions; Bluetooth connectivity for mobile devices and mouse emulation; integrated single switch scanner; IR controls.



Enhanced Display

Q-Logic 3 Enhanced Display Shroud

Required with Q-Logic 3 Enhanced Display selection above. Reference colors shown on page 2.

| | | | |
|--|--|---|--|
| Black, Soft Touch Standard Part: DGN137728 | Raspberry Beret \$50 Part: DGN137729-PPK4 | Blue Jean \$50 Part: DGN137729-PBU11 | Faded Glory \$50 Part: DGN137729-WFL2 |
| Red Corvette \$50 Part: DGN137729-PRD1 | Pretty in Pink \$50 Part: DGN137729-PPK3 | Lemon Crush \$50 Part: DGN137729-PYL4 | Carbon Fiber \$50 Part: DGN137729-WCB1 |
| Back in Black \$50 Part: DGN137729-PBK1 | Evolution Orange \$50 Part: DGN137729-POR7 | Green Machine \$50 Part: DGN137729-PGN11 | |
| Night Train \$50 Part: DGN137729-PBK3 | Midnight Blue \$50 Part: DGN137729-PBU10 | Military Green \$50 Part: DGN137729-PGN8 | |
| Grey Street \$50 Part: DGN137729-PSL3 | Electric Blue \$50 Part: DGN137729-PBU9 | Military Digital Camo \$50 Part: DGN137729-WCM7 | |
| Deep Purple \$50 Part: DGN137729-PPR5 | | | |

27.2. SCIM Module

Optional.

SCIM Module for Q-Logic 3 \$850
 Part: CTL168055 **AADL CODE W100**

Allows use of joystick display for specialty devices. Available with Q-Logic 3 EX Joystick selection above. Up to 5 profiles to control drive, seat, and auxiliary functions, excluding sip-n-puff and single switch functions. A switch is required to operate the input device attached to the SCIM module.



SCIM Module

27.3. Q-Logic 3 SAJ

Q-Logic 3 EX SAJ \$850

Part: CTL143980 **AADL CODE W100**
 Must be used in conjunction with Enhanced Display or Q-Logic 3 Joystick.



EX SAJ

27.4. Head Array

Adult, i-Drive Tri-Array Series, 3-Switch \$7,406
Head Array (IDHBT200)
 Part: ST-IDHBT200-U-Q. **AADL CODE W100**

Features bluetooth, head support, 3 non-proportional proximity sensors for drive control, an egg switch for reset mode change, and i-Drive smart box.

Adult, i-Drive Pro Series Head Array \$7,486
(IDHBT300-1) AADL CODE W100
 Part: ST-IDHBT300-U-Q

Features bluetooth, head support with occipital pad and 2 swing-away spot pads for left and right side, 3 non-proportional proximity sensors, an egg switch for reset mode change, and i-Drive smart box.



Adult Pro-Series

27.5. Sip and Puff Drive

1. Sip and Puff Module

Sip and Puff Module for Q-Logic 3..... \$1,695
 Part: CTL168056 **AADL Code W100**

Includes module and mounting hardware.

2. Sip and Puff Straw and Mount

Stealth Sip and Puff for Stealth i-Drive, Head Array (SP625-U) \$410

Part: ST-SP625-U-Q. **AADL CODE W100**
 Includes straw and mounting hardware.



Sip & Puff Module



Stealth Sip & Puff

27.6. Egg Switches

Red Egg Switch (ESRED)..... \$116
 Part: SWTMCRO1077 **AADL CODE W100**

Blue Egg Switch (ESBLU) \$116
 Part: SWTMCRO1079 **AADL CODE W100**

Black Egg Switch (ESBLK)..... \$116
 Part: SWTMCRO1081 **AADL CODE W100**

Green Egg Switch (ESGRN) \$116
 Part: SWTMCRO1078 **AADL CODE W100**

Yellow Egg Switch (ESYEL) \$116
 Part: SWTMCRO1080 **AADL CODE W100**



Egg Switch

Alternative controls and electronics section continued on following page.

27. ALTERNATIVE CONTROLS AND ELECTRONICS CONTINUED

27.7. Switch Adapter

2 to 1 Switch Adapter \$135
 Part: DWR1361H037 AADL Code W100
 Connects 2 single switches to a stereo jack to act as a dual switch.

27.8. Environmental Controls

Q-Logic 3 ECU Module Kit \$1,780
 Part: CTL168057 AADL Code W100

27.9. USB Mobile Device Charger

USB Mobile Device Charger \$185
 Part: ELE168069 NOT COVERED BY AADL
 Can charge 1 device. A multiplier harness is required and must be added when a Static Seat or Power Tilt Only seating system is chosen. The selection of more than 3 modules requires an additional multiplier.



28. TRU-BALANCE 3 MULTIPLIER HARNESS

REQUIRED. Multiple controllers or power accessories may require an additional multiplier harness or special order. Reference the chart below to determine the appropriate selection. The rows refer to the total amount of arm mounted devices and the columns refer to the total amount of back mounted devices. The online order configurator will automatically make this selection under specialty controls.

Secondary Multiplier (SM) \$250
 Part: XRF000107

| | | 1 Arm | 2 Arm | 3 Arm | 4+ Arm |
|-------------|-------------------------|-------|-------|-------|--------|
| Arm Mounts | Joystick (Hand Control) | | | | |
| | Enhanced Display | | | | |
| | iAccess | | | | |
| | USB Charger | | | | |
| Back Mounts | SAJ | | | | |
| | Attendant Control | | | | |
| | SCIM | | | | |
| | Sip n Puff | | | | |
| | ECU | | | | |

| | 1 Arm | 2 Arm | 3 Arm | 4+ Arm |
|---------|-------|-------|-------|--------|
| 0 Back | NA | SM | SM | SOF |
| 1 Back | NA | SM | SM | SOF |
| 2 Back | SM | SM | SM | SOF |
| 3+ Back | SOF | SOF | SOF | SOF |

Power Positioning Chart

| | 1 Arm | 2 Arm | 3 Arm | 4+ Arm |
|---------|-------|-------|-------|--------|
| 0 Back | NA | SM | SOF | SOF |
| 1 Back | NA | SM | SOF | SOF |
| 2 Back | SM | SM | SOF | SOF |
| 3+ Back | SOF | SOF | SOF | SOF |

Static Seat Chart

Q-Logic 3 Multiplier Charts